



US00D805420S

(12) **United States Design Patent**
Comolli

(10) **Patent No.:** **US D805,420 S**

(45) **Date of Patent:** **** Dec. 19, 2017**

(54) **RING**

(71) Applicant: **Tamara Comolli**, Rottach Egern (DE)

(72) Inventor: **Tamara Comolli**, Rottach Egern (DE)

(73) Assignee: **TAMARA COMOLLI Fine Jewelry GmbH**, Gmund am Tegernsee (DE)

(**) Term: **15 Years**

(21) Appl. No.: **29/551,024**

(22) Filed: **Jan. 8, 2016**

(30) **Foreign Application Priority Data**

Oct. 1, 2015 (EP) 2 806 174

(51) **LOC (10) Cl.** **11-01**

(52) **U.S. Cl.**
USPC **D11/33; D11/5**

(58) **Field of Classification Search**

USPC D11/1-3, 63, 64, 66, 67, 68, 69, 849

CPC A44C 9/00; A44C 9/0007; A44C 9/0015;

A44C 9/0023; A44C 9/003; A44C

9/0038; A44C 9/0046; A44C 9/0053;

A44C 9/0061; A44C 9/0069; A44C

9/0076; A44C 17/02; A44C 17/0208;

A44C 5/00; A44C 5/0007; A44C 5/0015;

A44C 5/0023; A44C 5/003; A44C

5/0038; A44C 5/0046; A44C 5/0053;

A44C 5/0061; A44C 5/0069; A44C

5/0076; A44C 5/0084; A44C 5/0092

See application file for complete search history.

(56) **References Cited**

U.S. PATENT DOCUMENTS

D108,884 S * 3/1938 Philippe D11/14

D142,726 S * 10/1945 Morrow D11/69

D148,023 S * 12/1947 Johnson D11/5

2,502,386 A * 3/1950 Mailand A44C 7/009
63/14.2

D161,047 S * 11/1950 Philippe D11/5

D161,049 S * 11/1950 Philippe D11/5

D161,566 S * 1/1951 Boucher D11/5

D164,808 S * 10/1951 Philippe D11/5

D165,664 S * 1/1952 Philippe D11/69

D170,995 S * 12/1953 Katz D11/4

D172,483 S * 6/1954 Thompson D11/67

D175,961 S * 11/1955 Katz D11/14

D176,070 S * 11/1955 Katz D11/14

D176,071 S * 11/1955 Katz D11/69

(Continued)

OTHER PUBLICATIONS

[Online] https://shop.tamaracomolli.com/media/catalog/product/cache/1/small_image/9df78eab33525d08d6e5fb8d27136e95/G/B/5a66883438bb88d8a1b1ac202f3ecfbc/TAMARA-COMOLLI-FAIRY-ring-rose-gold.jpg. Retrieved May 1, 2017.*

(Continued)

Primary Examiner — Melanie Pellegrini

(74) *Attorney, Agent, or Firm* — McCoy Russell LLP

(57) **CLAIM**

The ornamental design for a ring, as shown and described.

DESCRIPTION

This application contains at least one drawing executed in color. Copies of this patent or patent application publication with color drawing(s) will be provided by the Office upon request and payment of the necessary fee.

FIG. 1 is a rear top perspective view of a ring according to the present disclosure.

FIG. 2 is a left side view of the ring of FIG. 1.


FIG. 3 is a left front side perspective view of the ring of FIG. 1.

FIG. 4 is a front view of the ring of FIG. 1.

FIG. 5 is a right front bottom perspective view of the ring of FIG. 1; and,

FIG. 6 is a right side view of the ring of FIG. 1.

1 Claim, 6 Drawing Sheets
(6 of 6 Drawing Sheet(s) Filed in Color)



(56)

References Cited

U.S. PATENT DOCUMENTS

D176,706 S * 1/1956 Katz D11/5
D177,826 S * 5/1956 Katz D11/14
D189,543 S * 1/1961 Shuckra D11/33
5,363,675 A * 11/1994 Carter A44C 7/009
63/12
D700,100 S * 2/2014 Hein D11/33

OTHER PUBLICATIONS

[Online] https://img0.etsystatic.com/032/1/7403767/il_340x270.640505854_3xay.jpg. Retrieved May 1, 2017.*

[Online] http://demandware.edgesuite.net/aanc_prd/on/demandware.static/-/Sites-MHJ_Master/default/dw42fcdf13/images/12860319_1.jpg. Retrieved May 1, 2017.*

* cited by examiner




FIG. 1

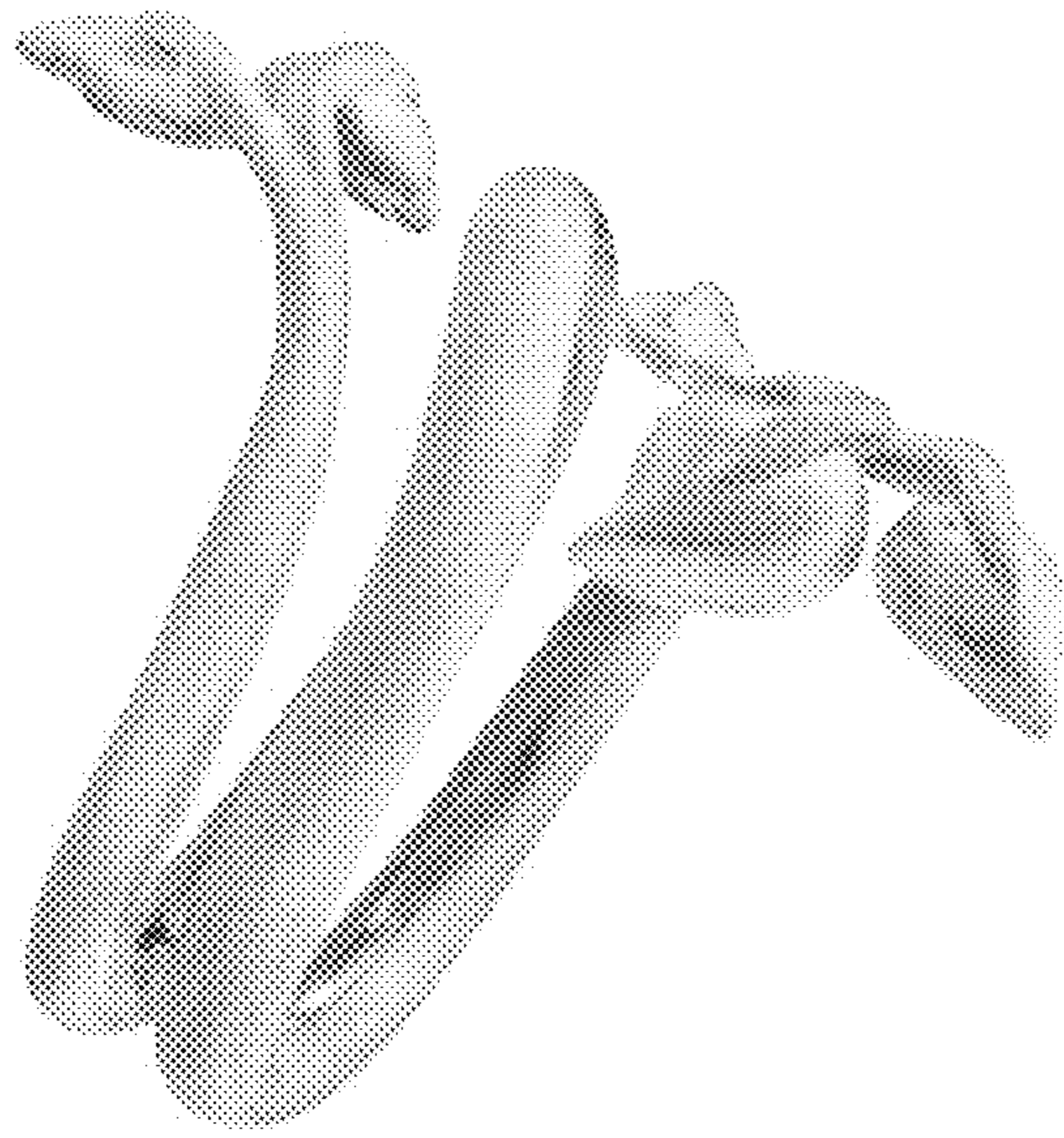


FIG. 2



FIG. 3




FIG. 4




FIG. 5

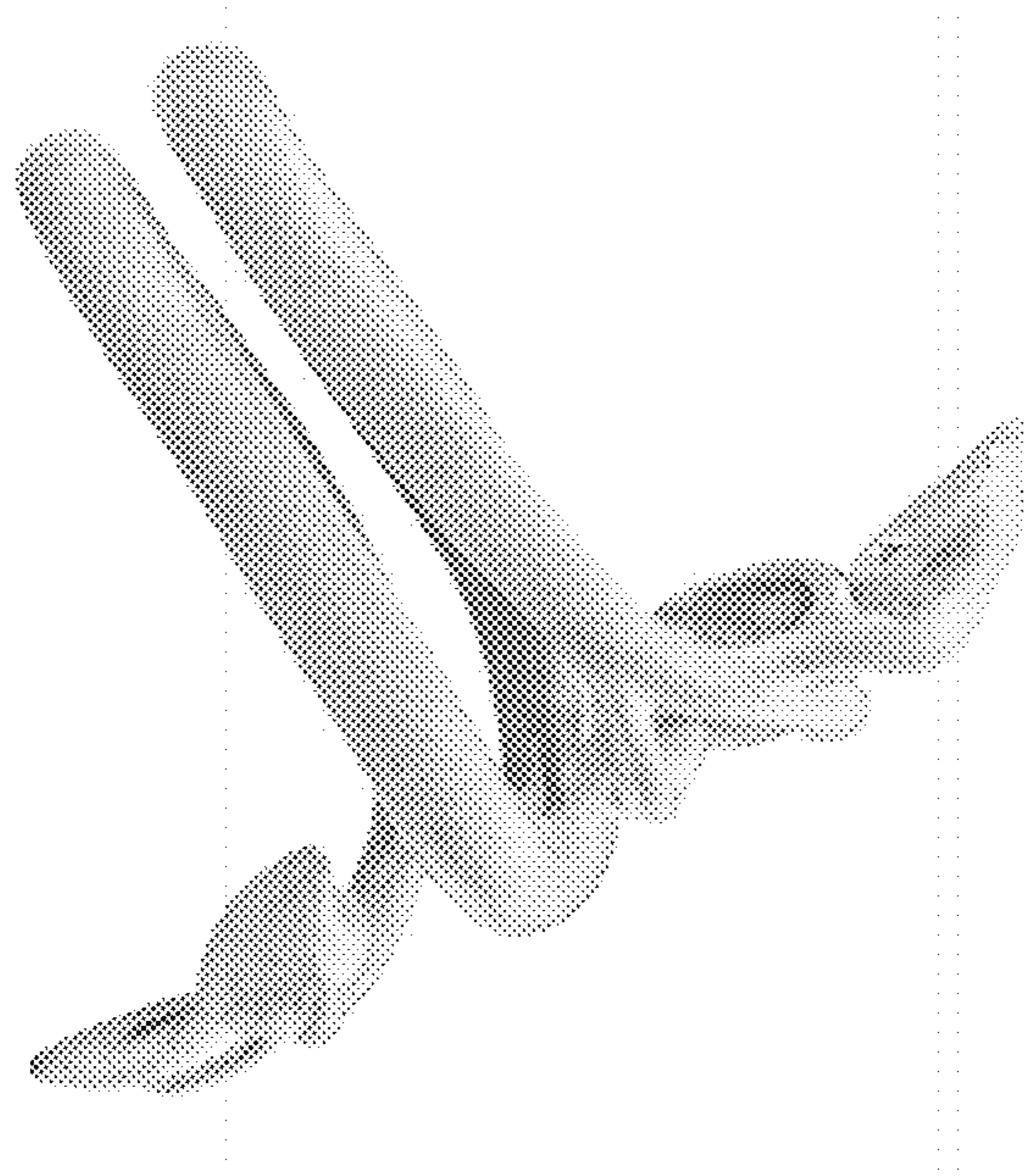


FIG. 6