



US00D805415S

(12) **United States Design Patent** (10) **Patent No.:** **US D805,415 S**
Yamanaka (45) **Date of Patent:** **** Dec. 19, 2017**

(54) **DRAFT CHAMBER** D232,189 S * 7/1974 Goffredo et al. D15/122
D296,469 S 6/1988 Bianchetti
(71) Applicant: **PANASONIC HEALTHCARE CO., LTD.**, Toon-shi, Ehime (JP) D296,712 S 7/1988 Bianchetti
5,303,650 A * 4/1994 Wieland B41F 21/104
101/409
(72) Inventor: **Shunji Yamanaka**, Tokyo (JP) D360,682 S 7/1995 Gilkison et al.
D624,197 S 9/2010 Rindoks et al.
D641,860 S * 7/2011 Okamoto D23/393
(73) Assignee: **PANASONIC HEALTHCARE CO., LTD.**, Ehime (JP) D641,861 S * 7/2011 Okamoto D23/393
D729,290 S * 5/2015 Yamada D15/122
D737,871 S * 9/2015 Yamada D15/122

(**) Term: **15 Years**

(21) Appl. No.: **29/573,225**

(22) Filed: **Aug. 3, 2016**

(30) **Foreign Application Priority Data**

Feb. 4, 2016 (JP) 2016-002347

(51) **LOC (10) Cl.** **10-04**

(52) **U.S. Cl.**
USPC **D10/94; D15/122; D23/393**

(58) **Field of Classification Search**
USPC D10/94, 103; D15/122; D23/393
CPC .. B08B 5/00; B08B 5/02; B08B 5/023; B08B
5/026; B08B 5/04; B08B 5/043; B08B
5/046; B08B 6/00; B08B 7/00; B08B
2203/0211; B25H 1/20

See application file for complete search history.

(56) **References Cited**

U.S. PATENT DOCUMENTS

2,709,954 A * 6/1955 Baker B25H 1/20
108/50.13
2,999,448 A * 9/1961 Abler B25H 1/20
454/60
3,284,148 A * 11/1966 Ramniceanu B25H 1/20
312/209
3,318,076 A * 5/1967 Baker B08B 15/023
454/56
3,470,679 A * 10/1969 Ramsey B25H 1/20
454/60

FOREIGN PATENT DOCUMENTS

JP D1277915 S 7/2006
JP D1406217 S 1/2011
JP D1406218 S 1/2011
JP D1554021 S 7/2016

* cited by examiner

Primary Examiner — Antoine Duval Davis

(74) *Attorney, Agent, or Firm* — Brinks Gilson & Lione

(57) **CLAIM**

I claim the ornamental design for a draft chamber, as shown and described.

DESCRIPTION

FIG. 1 is a front perspective view of a draft chamber of the present invention;
FIG. 2 is a rear perspective view thereof;
FIG. 3 is a front view thereof;
FIG. 4 is a rear view thereof;
FIG. 5 is a left side view thereof;
FIG. 6 is a right side view thereof;
FIG. 7 is a top view thereof; and,
FIG. 8 is a bottom view thereof.
The broken lines shown in FIGS. 3 and 8 represent unclaimed subject matter and form no part of the claimed design.

1 Claim, 8 Drawing Sheets

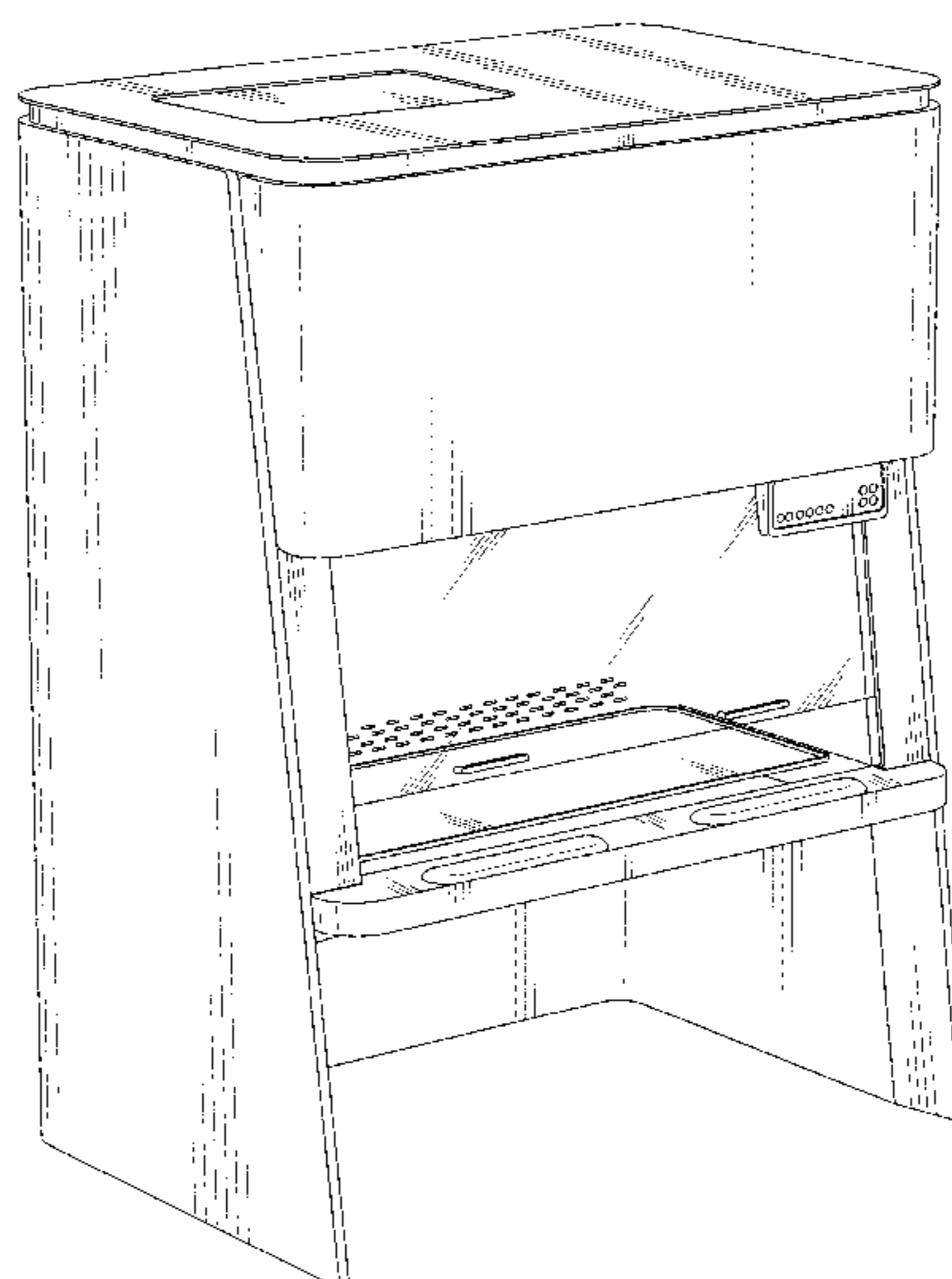


Fig. 1




Fig. 2




Fig. 3

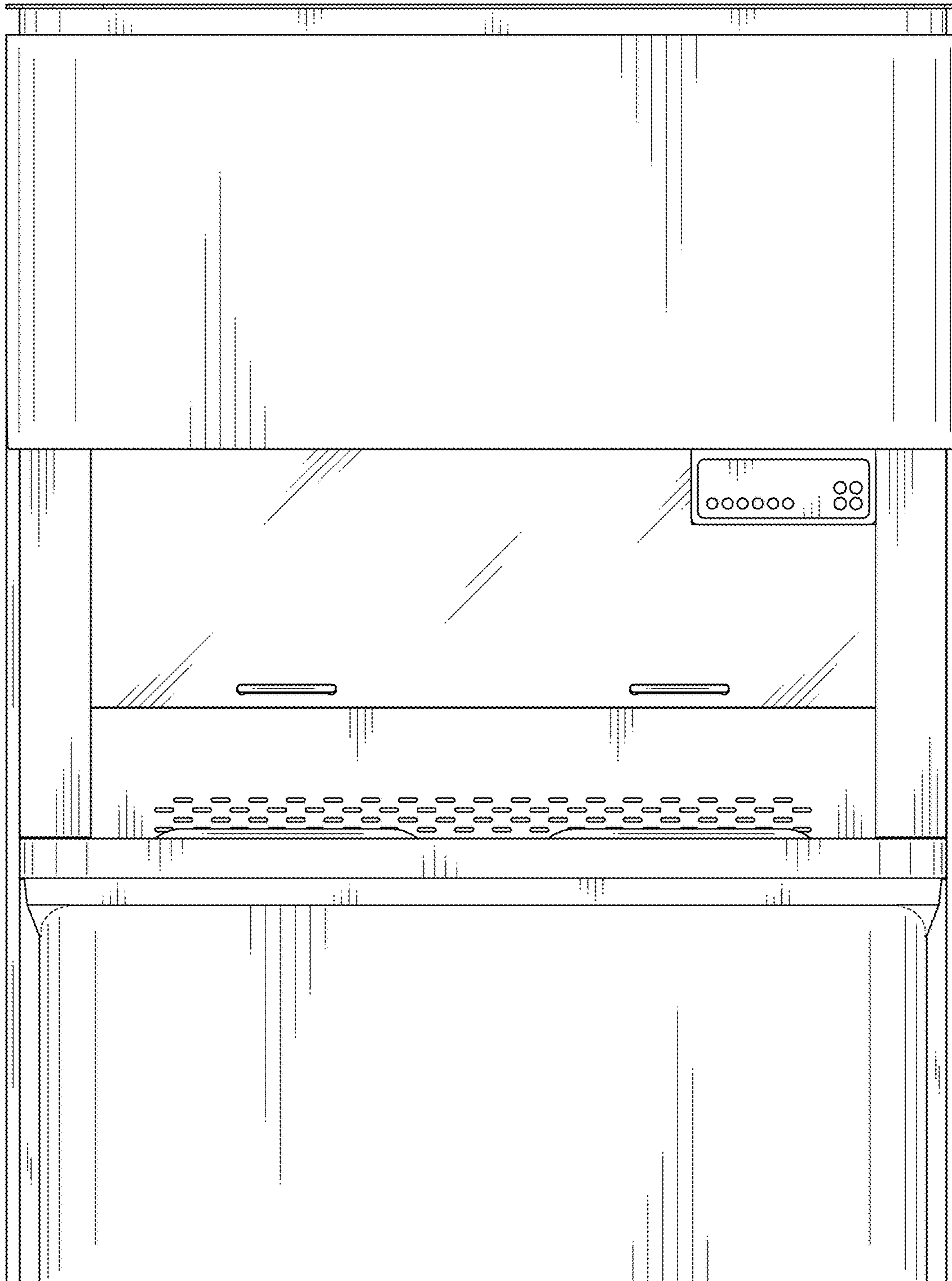


Fig. 4




Fig. 5

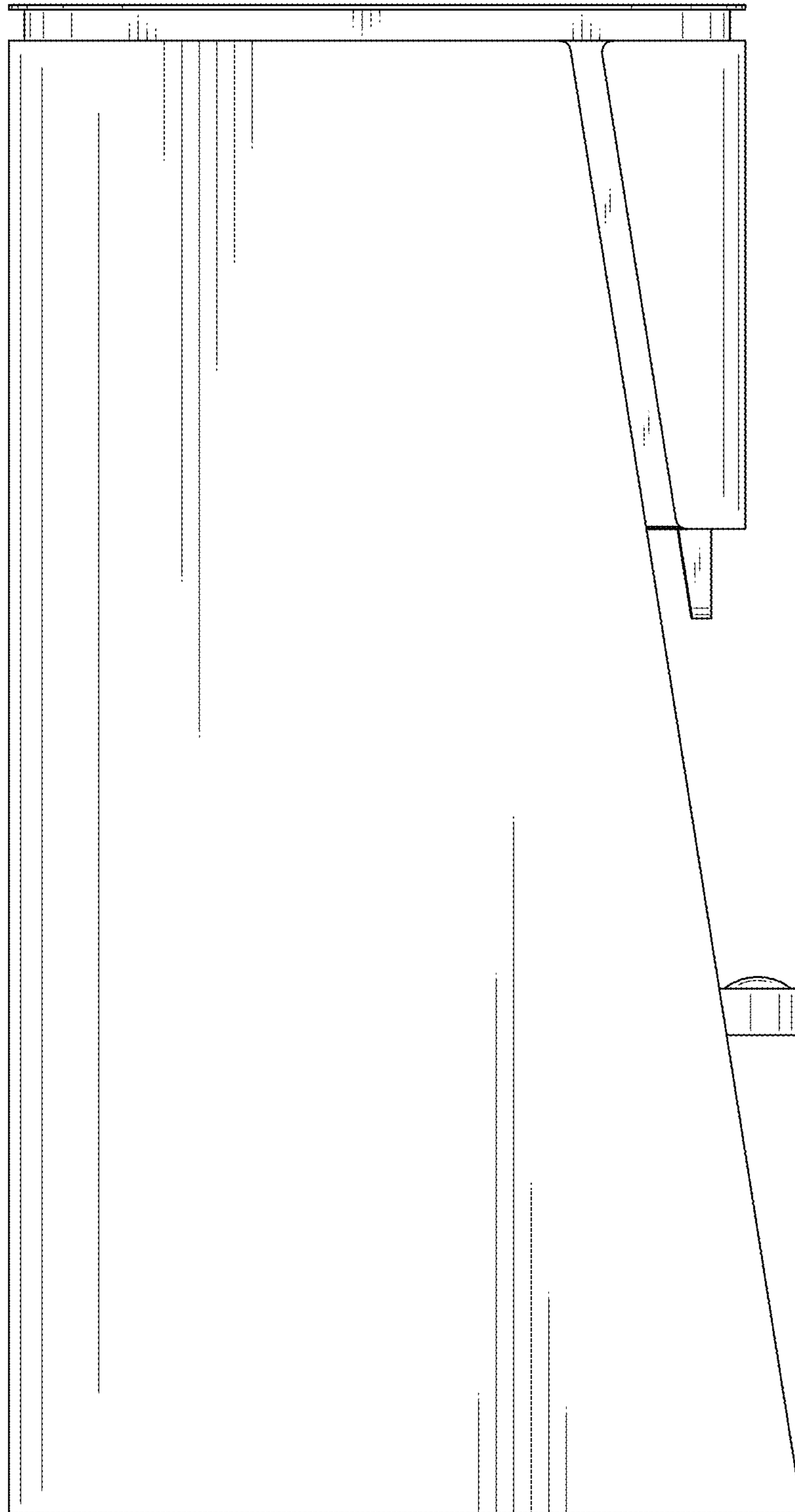


Fig. 6

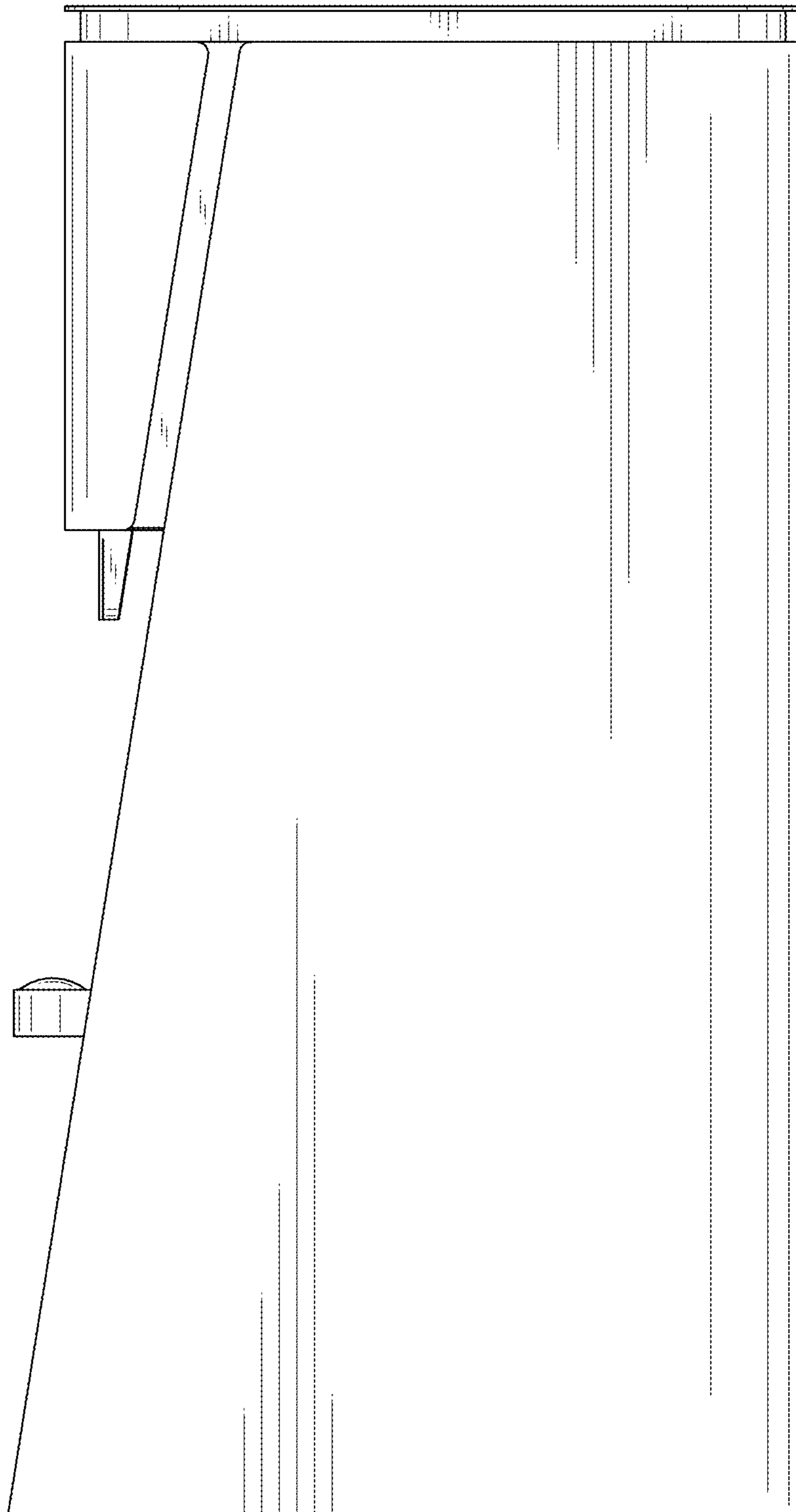


Fig. 7

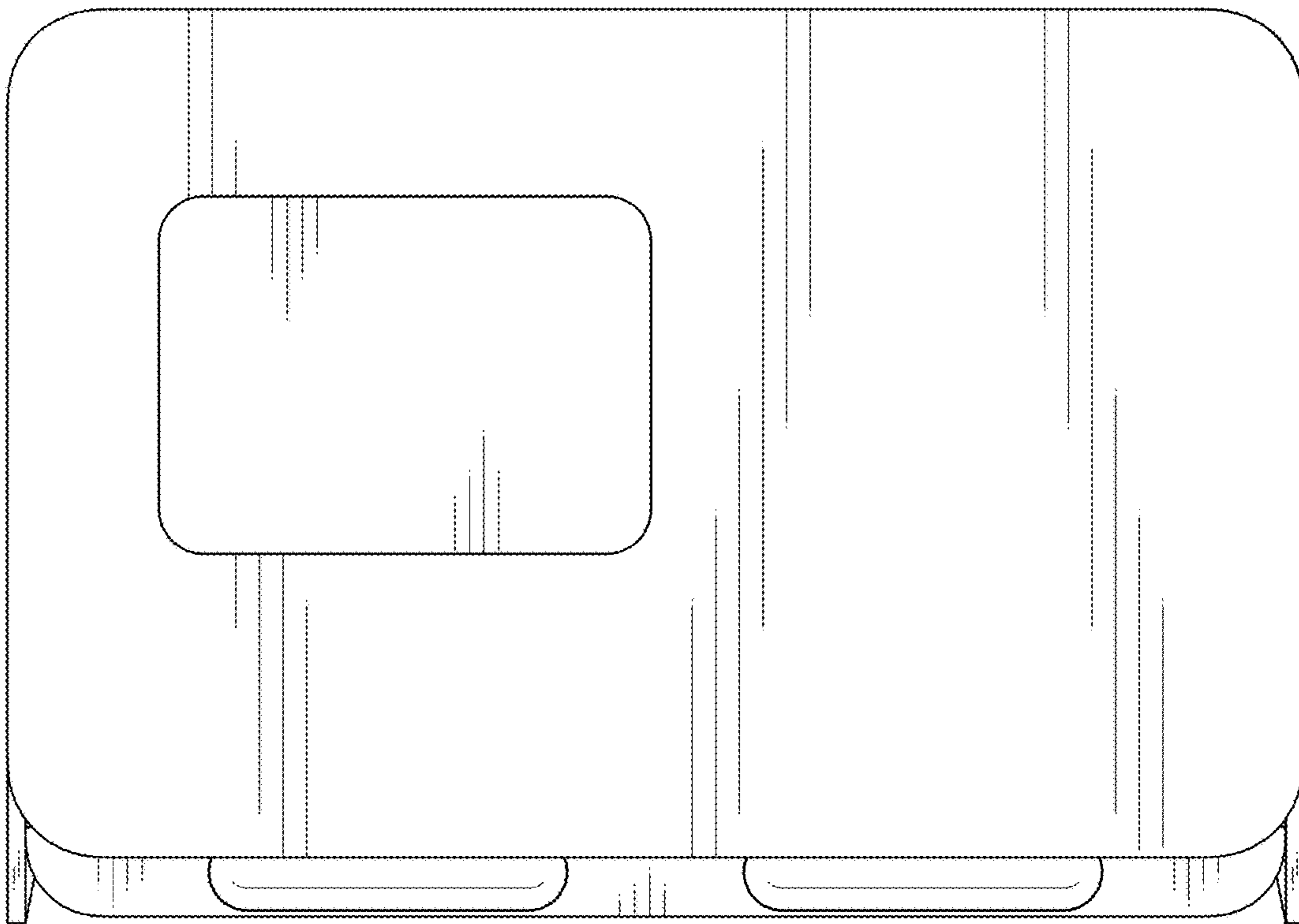


Fig. 8

