



US00D805413S

(12) **United States Design Patent** (10) **Patent No.:** **US D805,413 S**
Chen et al. (45) **Date of Patent:** **** Dec. 19, 2017**

(54) **BRACELET**

(56) **References Cited**

(71) Applicant: **Ecomo Inc.**, Sunnyvale, CA (US)
(72) Inventors: **Tianyi Chen**, Mountain View, CA (US); **Zhiqiang Li**, Herndon, VA (US)
(**) Term: **15 Years**
(21) Appl. No.: **29/576,567**
(22) Filed: **Sep. 5, 2016**
(51) **LOC (10) Cl.** **10-04**
(52) **U.S. Cl.**
USPC **D10/70; D24/186; D24/167; D10/39; D10/97; D14/344**
(58) **Field of Classification Search**
USPC **D10/30-39, 65, 70, 78, 97, 98; D11/3; D14/138 R, 203.5, 203.6, 341, 344, 347; D24/167, 168, 186**
CPC **G04B 19/00-19/34; G04B 21/12; G04B 23/12; G04B 37/00-37/228; G04B 47/00-47/068; G01C 17/00; G01C 21/00-21/3697; G01C 22/00-22/025; G01C 23/00-23/005; G01C 21/16; G06F 19/3481; G06F 3/00-3/027; G01P 1/00-1/26; G01P 15/00-15/18; A63B 24/00-2024/0096; A63B 2213/00; A63B 69/0028; A63B 2071/0658-2071/0666; A63B 2220/00-2220/89; A63B 2225/02; A63C 11/02; A61B 5/681; A61B 5/6824; A61B 5/6825; A61B 5/6826**
See application file for complete search history.

U.S. PATENT DOCUMENTS

D715,668 S *	10/2014	Roush	D10/70
D718,647 S *	12/2014	Roush	D10/70
D720,248 S *	12/2014	Law	D11/3
D746,477 S *	12/2015	Cha	D24/186
D747,714 S *	1/2016	Erbeus	D10/32
D757,583 S *	5/2016	Roush	D10/70
D759,516 S *	6/2016	Ling	D10/30
D790,374 S *	6/2017	Lean	D10/39
9,693,311 B2 *	6/2017	Cardozo	H04W 52/0258

* cited by examiner

Primary Examiner — Antoine Duval Davis
(74) *Attorney, Agent, or Firm* — Chan Hubbard PLLC

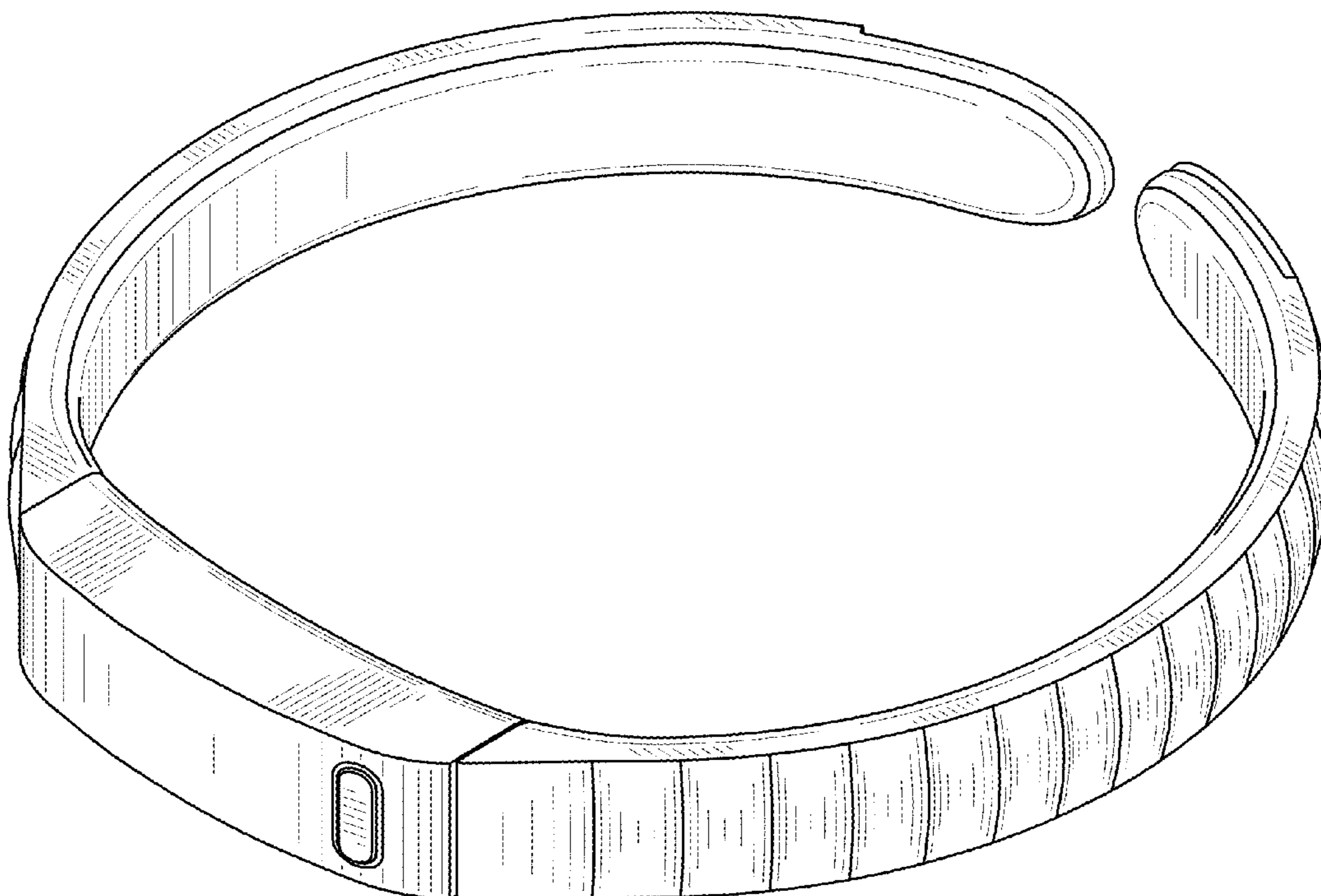
(57) **CLAIM**

The ornamental design for a bracelet, as shown and described.

DESCRIPTION

FIG. 1 is a perspective view of bracelet;
FIG. 2 is a top plan elevational view thereof; the bottom plan view being a mirror image;
FIG. 3 is a front elevational view thereof;
FIG. 4 is a rear elevational view thereof;
FIG. 5 is a left side elevational view thereof; and,
FIG. 6 is a right side elevational view thereof.
Shade lines in the figures show contour and form no part of the claimed design.

1 Claim, 4 Drawing Sheets



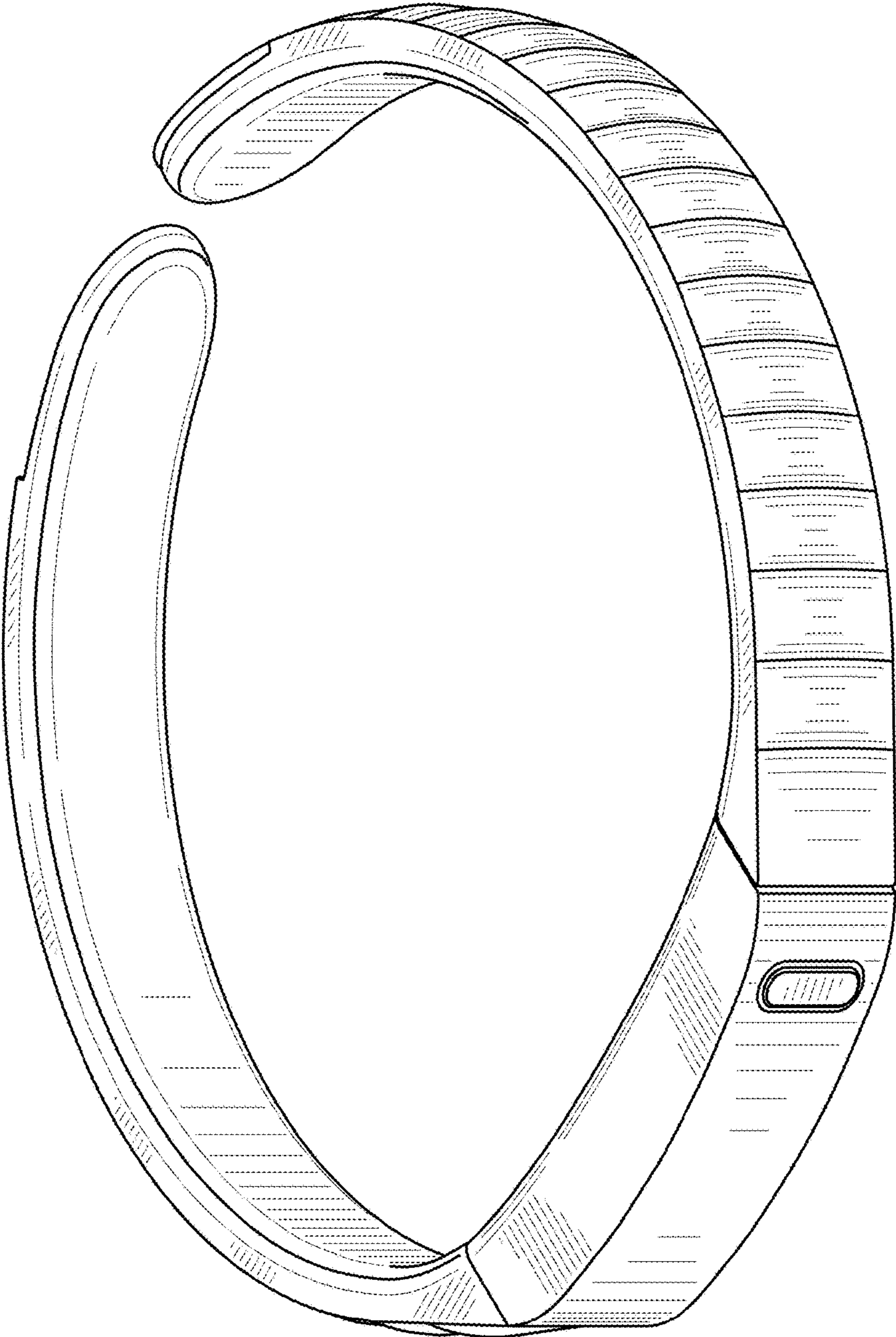


FIG. 1

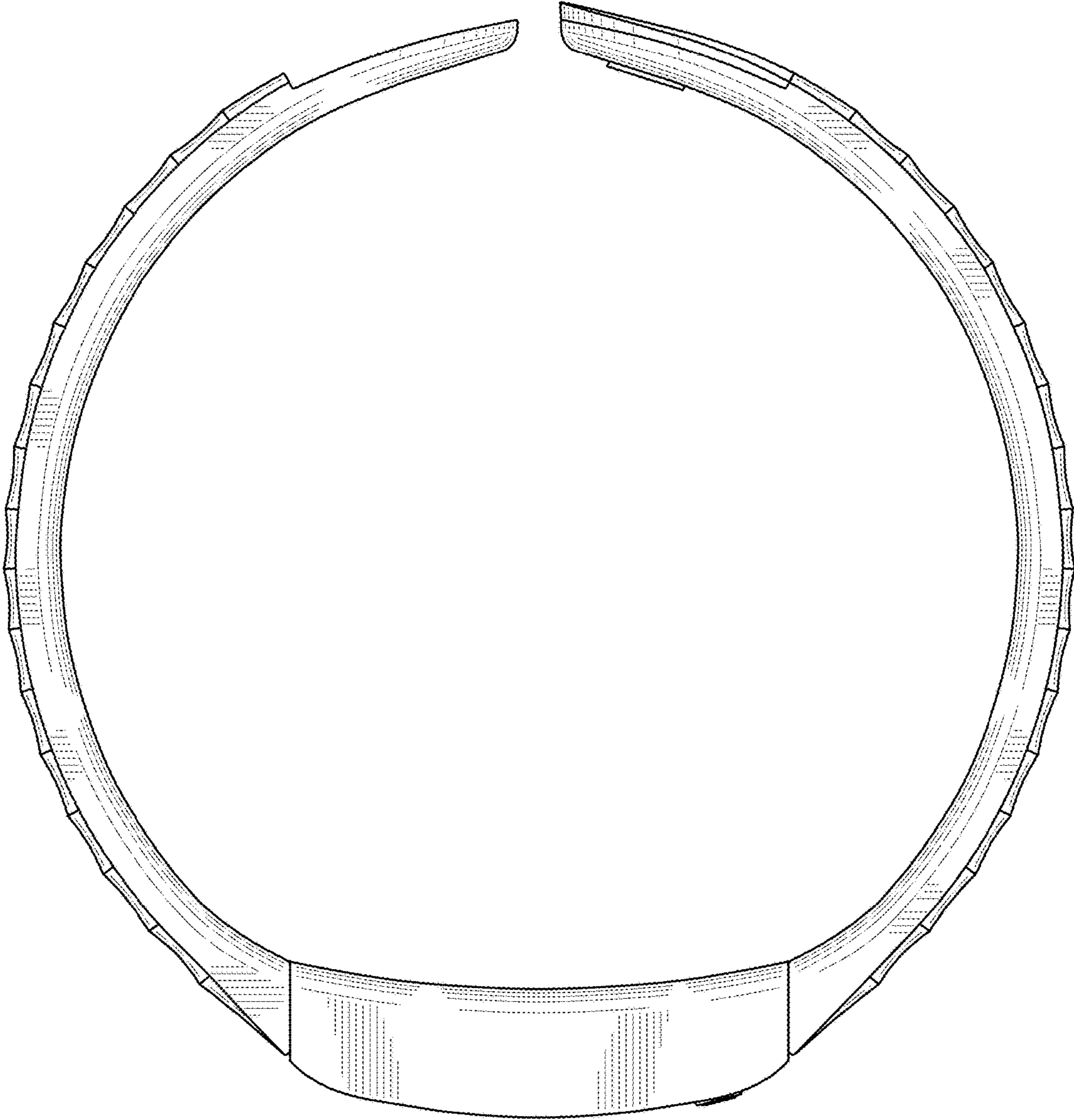


FIG. 2




FIG. 3

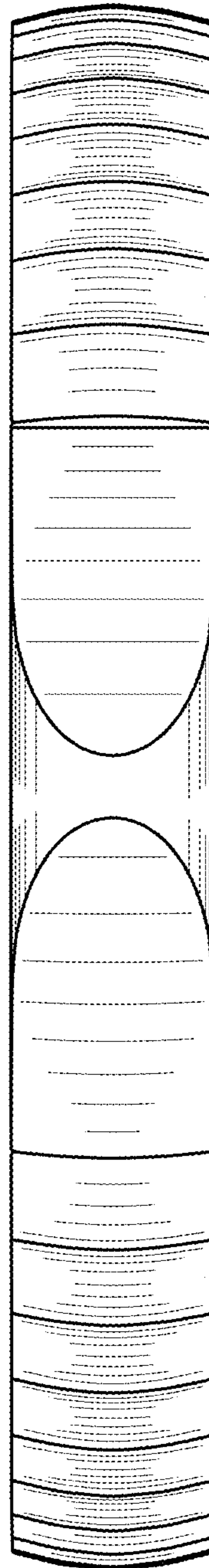


FIG. 4

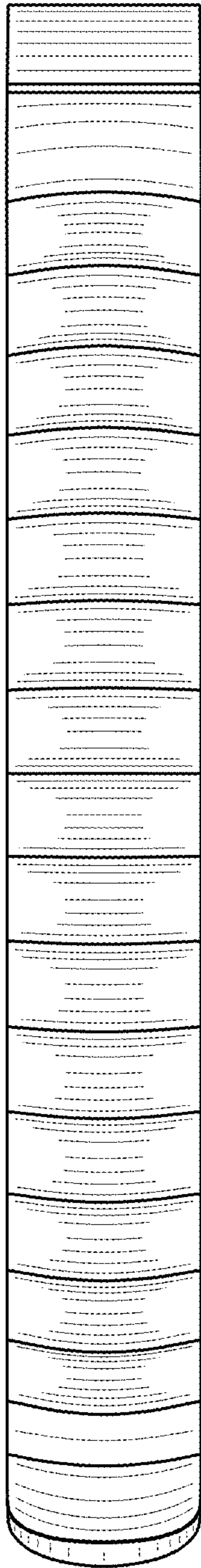


FIG. 5

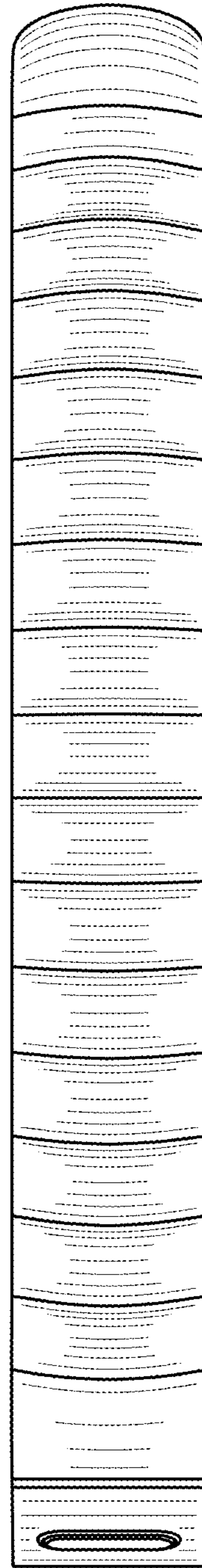


FIG. 6