



US00D805408S

(12) **United States Design Patent** (10) **Patent No.:** **US D805,408 S**  
**Lupoli** (45) **Date of Patent:** **\*\* Dec. 19, 2017**

- (54) **SPINNING WIND SOCK**
- (71) Applicant: **Michael D Lupoli**, Garnet Valley, PA (US)
- (72) Inventor: **Michael D Lupoli**, Garnet Valley, PA (US)
- (\*\*) Term: **15 Years**
- (21) Appl. No.: **29/583,351**
- (22) Filed: **Nov. 4, 2016**
- (51) **LOC (10) Cl.** ..... **10-04**
- (52) **U.S. Cl.**  
USPC ..... **D10/59**
- (58) **Field of Classification Search**  
USPC ..... D10/59  
CPC ..... A63H 33/40; F03D 1/04; F05B 2240/122;  
F05B 2240/21; F05B 2240/221; F05B 2240/2211; F05B 2240/2212; F05B 2240/2213; F05B 2240/231; F05B 2240/232; G01P 13/02; G01P 13/025; G01P 13/04; G01P 13/045  
See application file for complete search history.

- 5,083,963 A \* 1/1992 Lin ..... A63H 33/40 446/217
- 5,727,980 A \* 3/1998 Stipa ..... A63H 33/40 416/132 A
- 6,206,747 B1 \* 3/2001 Skwarek ..... A63H 33/40 446/217
- D554,546 S \* 11/2007 Hart ..... D10/59

\* cited by examiner

*Primary Examiner* — Antoine Duval Davis  
(74) *Attorney, Agent, or Firm* — Robert J. Yarbrough; Lipton, Weinberger & Husick

(57) **CLAIM**

The ornamental design for a spinning wind sock, as shown and described.

**DESCRIPTION**


FIG. 1 is a perspective view of a spinning wind sock showing my new design;  
FIG. 2 is a front view of the spinning wind sock;  
FIG. 3 is a right side view of the spinning wind sock;  
FIG. 4 is a rear view of the spinning wind sock;  
FIG. 5 is a left side view of the spinning wind sock;  
FIG. 6 is a top view of the spinning wind sock; and,  
FIG. 7 is a bottom view of the spinning wind sock.  
The broken lines shown are included for the purpose of illustrating portions of the spinning wind sock that form no part of the claim.

(56) **References Cited**

U.S. PATENT DOCUMENTS

- D278,131 S \* 3/1985 Felix ..... D10/59
- D281,232 S \* 11/1985 Felix ..... D10/59

**1 Claim, 6 Drawing Sheets**






FIG. 1

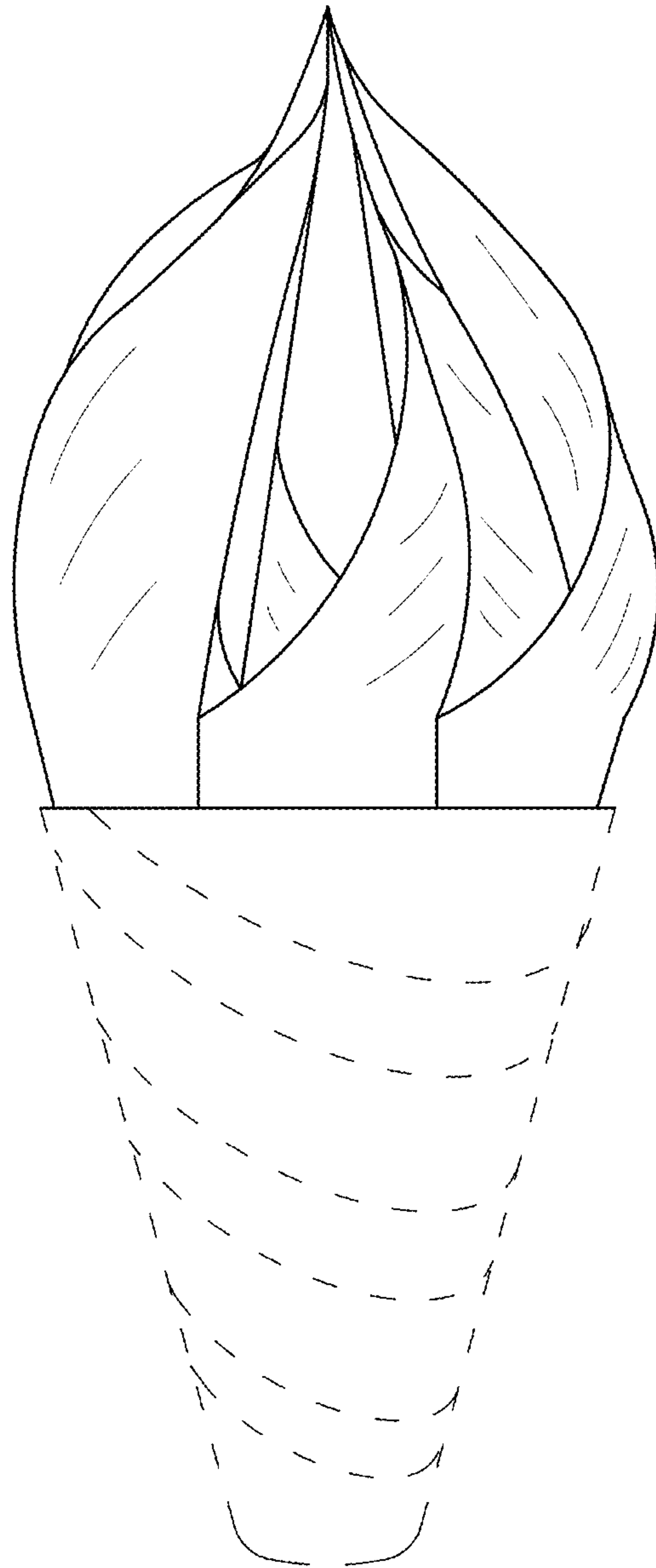


FIG. 2

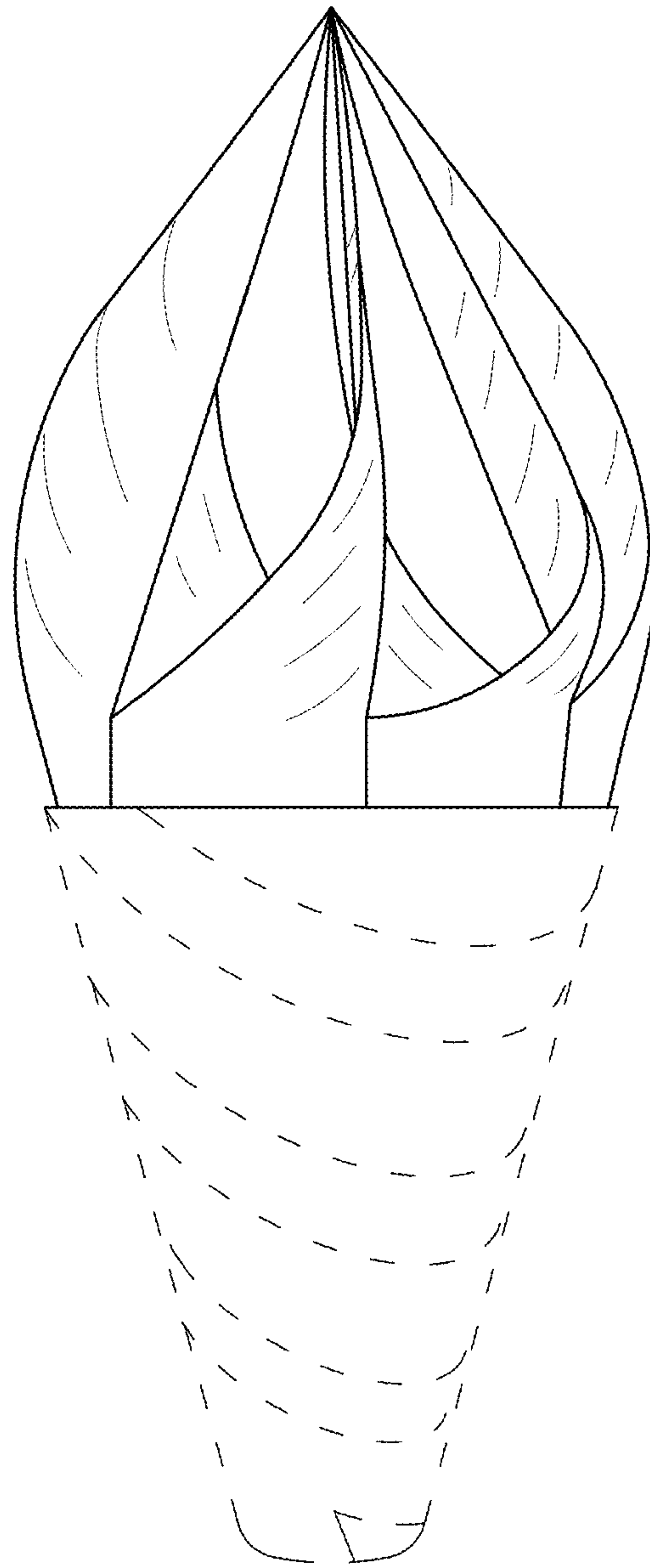


FIG. 3

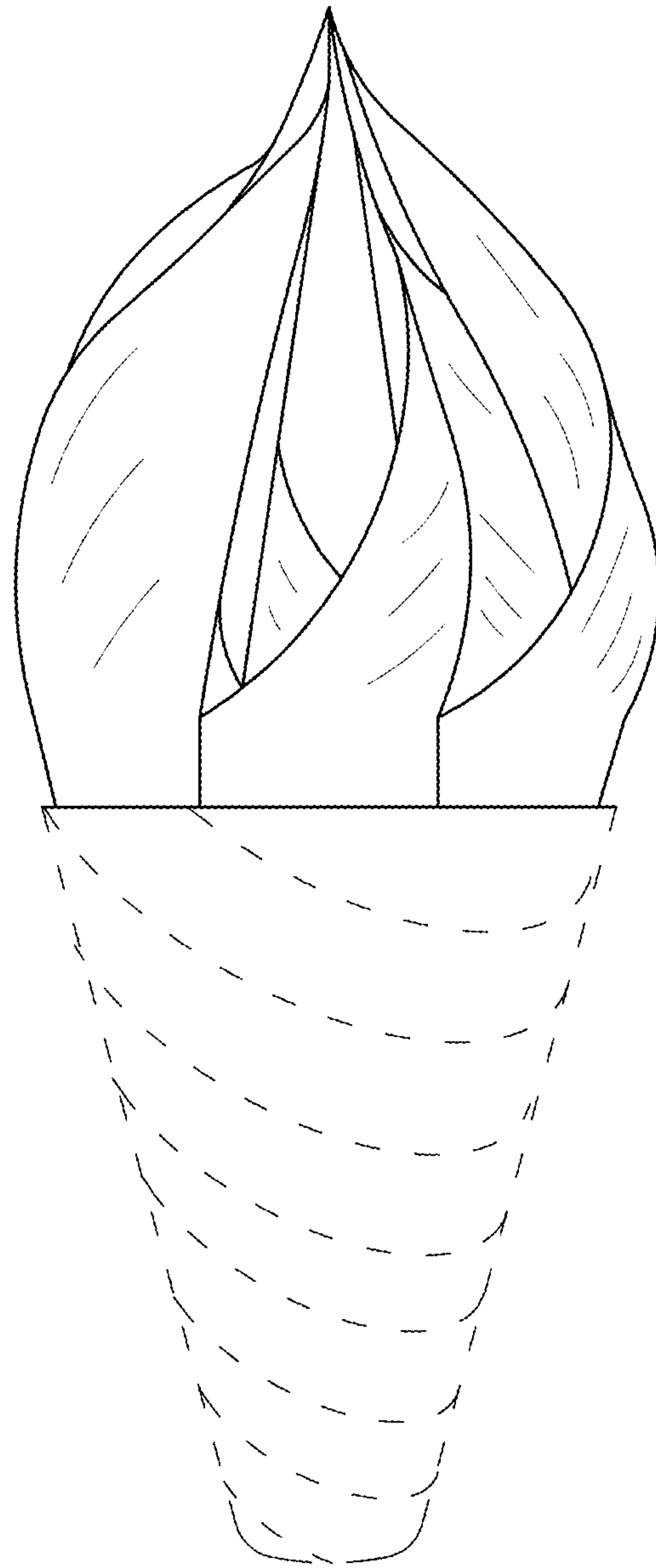


FIG. 4

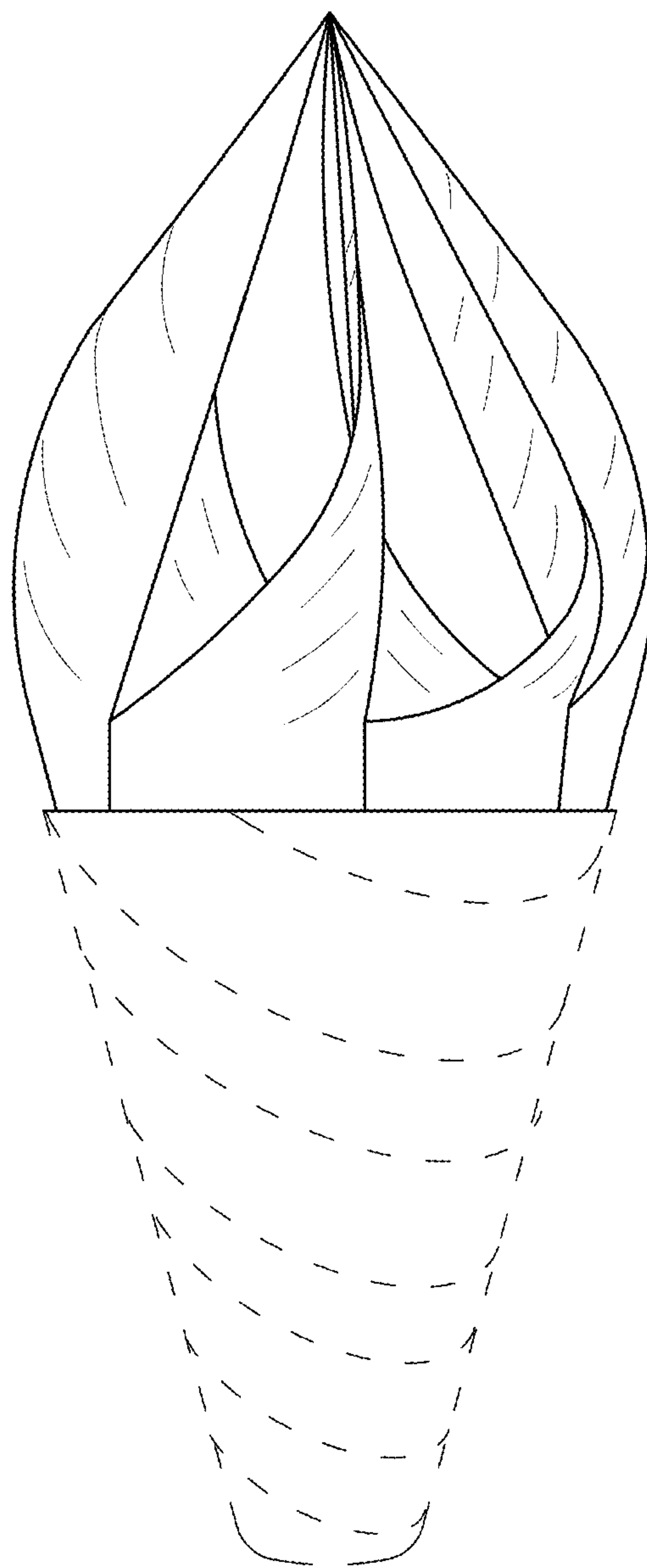


FIG. 5




FIG. 6




FIG. 7