



US00D805403S

(12) **United States Design Patent**
Matos Rodriguez

(10) **Patent No.:** **US D805,403 S**

(45) **Date of Patent:** **** Dec. 19, 2017**

- (54) **CASE**
- (71) Applicant: **Donana 1998, S.L.**, Almonte (Huelva)
(ES)
- (72) Inventor: **Manuel Matos Rodriguez**, Almonte
(ES)
- (73) Assignee: **Donana 1998, S.L.** (ES)
- (**) Term: **15 Years**
- (21) Appl. No.: **29/571,937**
- (22) Filed: **Jul. 22, 2016**
- (30) **Foreign Application Priority Data**

Jan. 25, 2016 (EM) 002958025-0001

(51) **LOC (10) Cl.** **09-03**

(52) **U.S. Cl.**
USPC **D9/758**

(58) **Field of Classification Search**
 USPC D9/341, 345, 347, 348, 414, 415, 430,
 D9/432, 456, 732, 737, 750, 756-762,
 D9/418-426, 501, 72, 739, 742, 753, 741,
 D9/721; D7/701, 601, 703, 708, 611,
 D7/550.1, 605, 553.1, 553.2, 614, 555;
 D3/311, 313-315, 318; D24/230, 227,
 D24/118, 207; 206/139, 292, 557, 558,
 206/564-566, 201-203, 427, 265, 504,
 206/518, 519, 524.1, 561, 703-705, 523,
 206/586, 515, 521.1, 521.15, 521.3,
 206/521.6, 521.8, 521.4, 521.9, 406
 CPC A47B 88/20; A47B 88/00; A47B 88/04;
 A47B 2088/0403; B65D 2543/00361;
 B65D 2543/00194
 See application file for complete search history.

(56) **References Cited**

U.S. PATENT DOCUMENTS

1,705,328 A * 3/1929 Griffith A23G 1/21
249/120

- 1,838,858 A * 12/1931 Moehle B65D 85/327
217/33
- 2,062,608 A * 12/1936 Reiche B23K 1/0008
228/203
- 3,163,345 A * 12/1964 Schwertfeger B65D 85/324
206/521.8
- D207,807 S * 5/1967 Kramer 217/26.5
- D216,100 S * 11/1969 Dintsman D9/456
- D225,836 S * 1/1973 Boyd et al. 217/26.5
- 3,746,161 A * 7/1973 Jones B01L 9/52
206/456
- D229,674 S * 12/1973 Quigg D9/456
- 4,147,324 A * 4/1979 Walter B44C 5/06
249/121
- D278,255 S * 4/1985 Evenson D19/75
- D306,825 S * 3/1990 Siegel D9/415
- D308,822 S * 6/1990 Congleton D9/757
- D350,478 S * 9/1994 Fuller D3/203.3
- 5,346,069 A * 9/1994 Intini B65D 21/0233
206/531
- D358,546 S * 5/1995 Walchek D3/203.3

(Continued)

Primary Examiner — Cathron Brooks

Assistant Examiner — Teddy Falloway

(74) *Attorney, Agent, or Firm* — Hayes Soloway PC

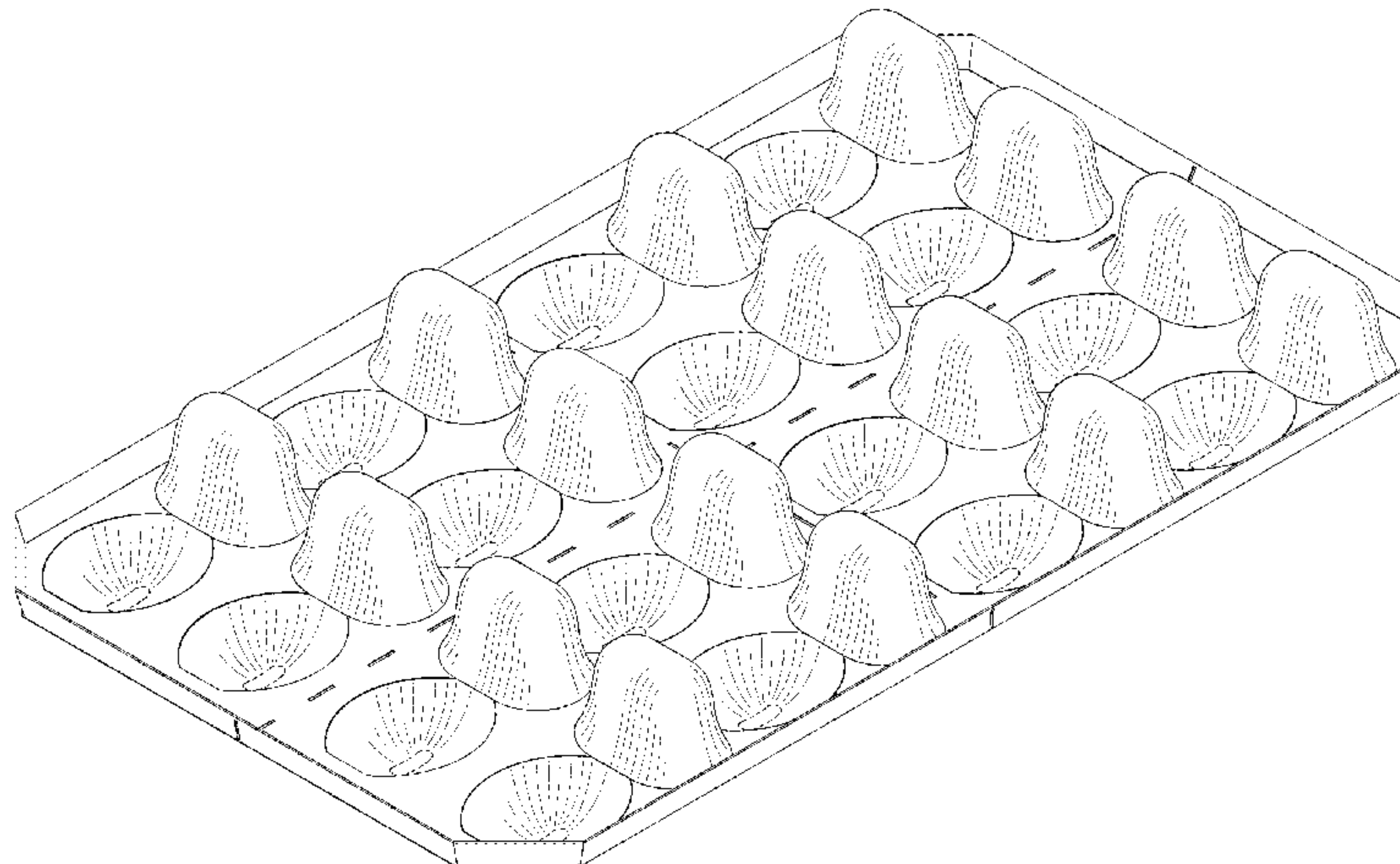
(57) **CLAIM**

I claim the ornamental design for a case, as shown and described.

DESCRIPTION

FIG. 1 is a top perspective view of a case showing my new design;
 FIG. 2 is a bottom perspective view thereof;
 FIG. 3 is a top view thereof; and,
 FIG. 4 is a bottom view thereof.
 The broken lines shown in the drawings illustrate portions of the case and form no part of the claimed design.

1 Claim, 4 Drawing Sheets



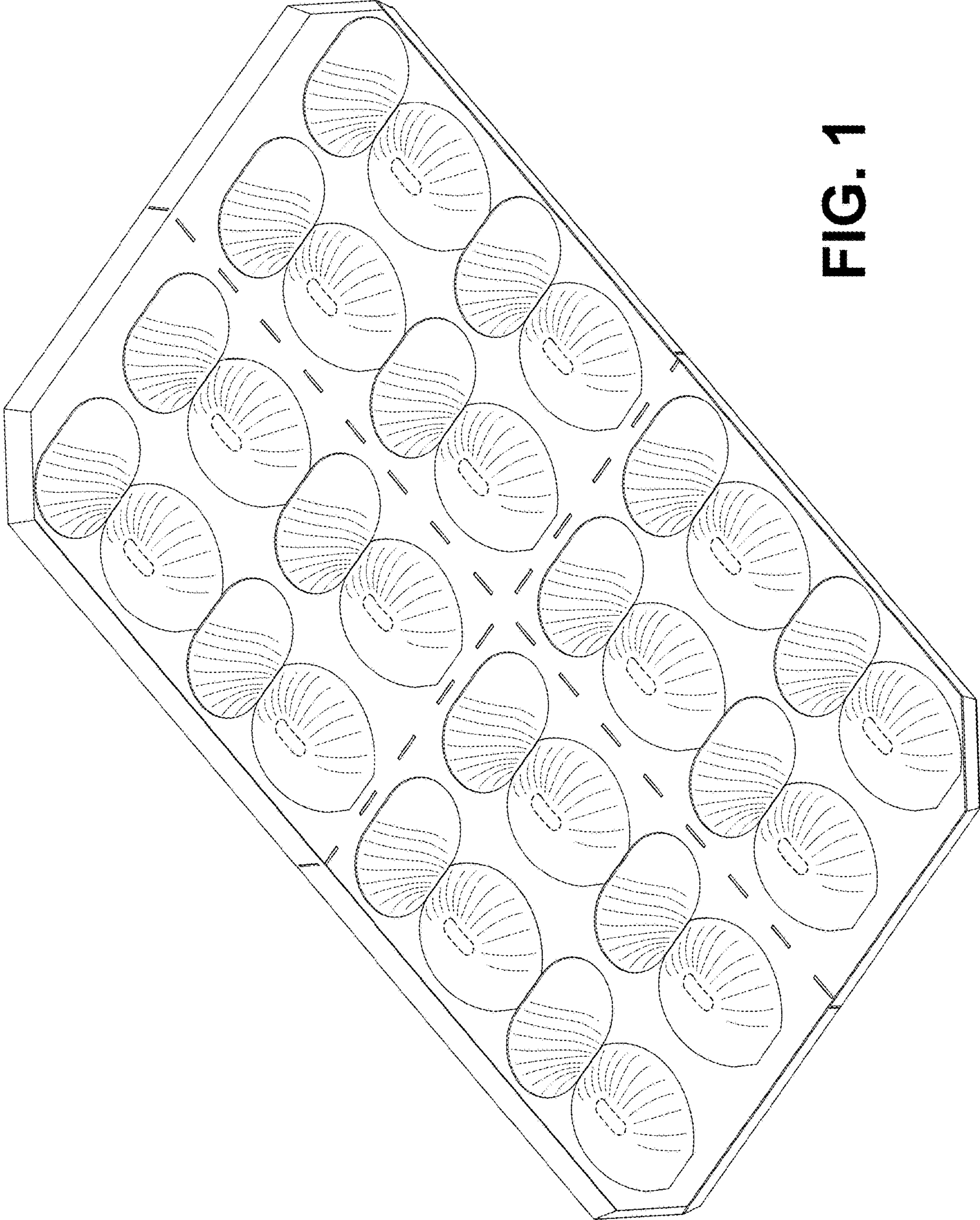


FIG. 1

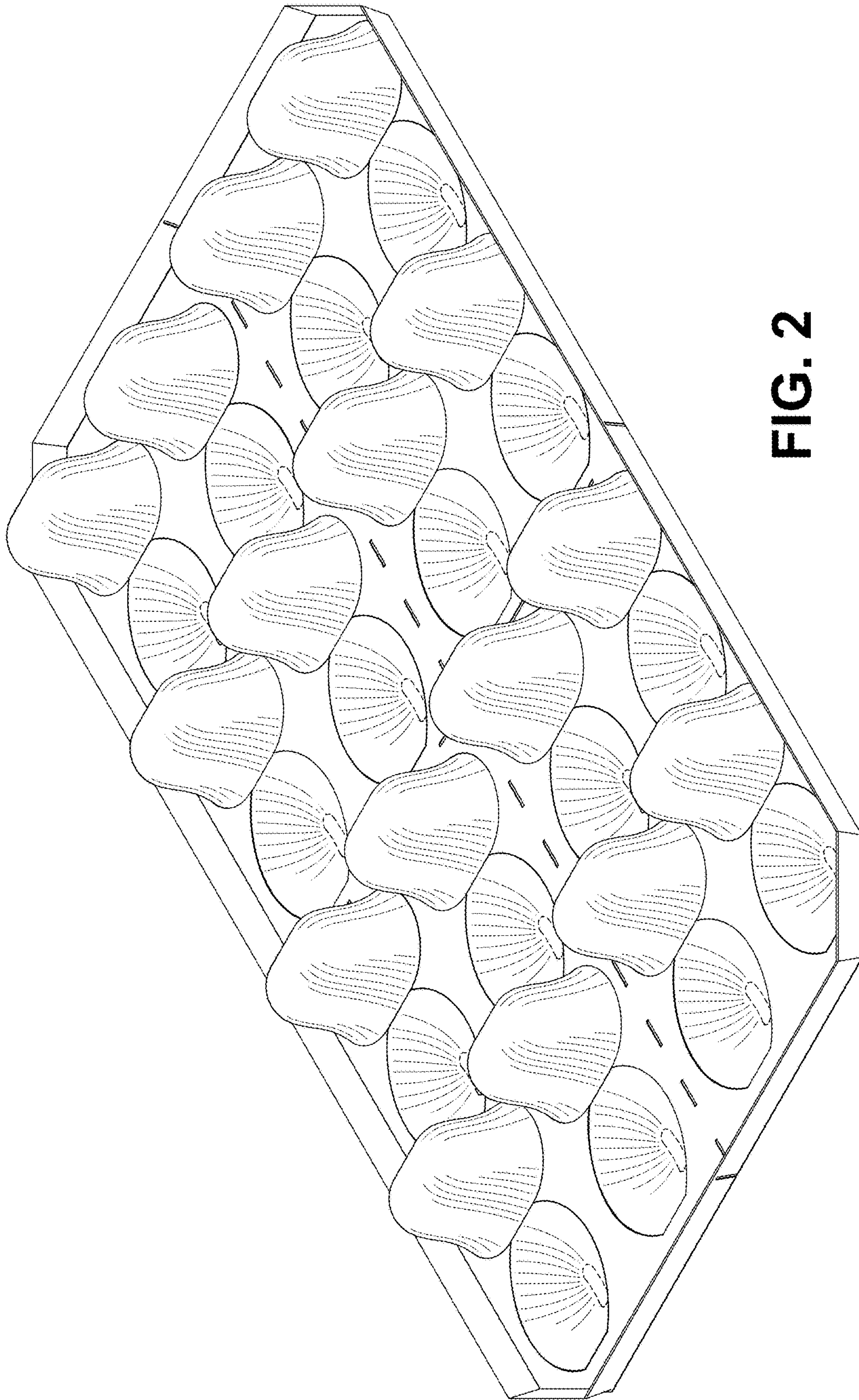


FIG. 2

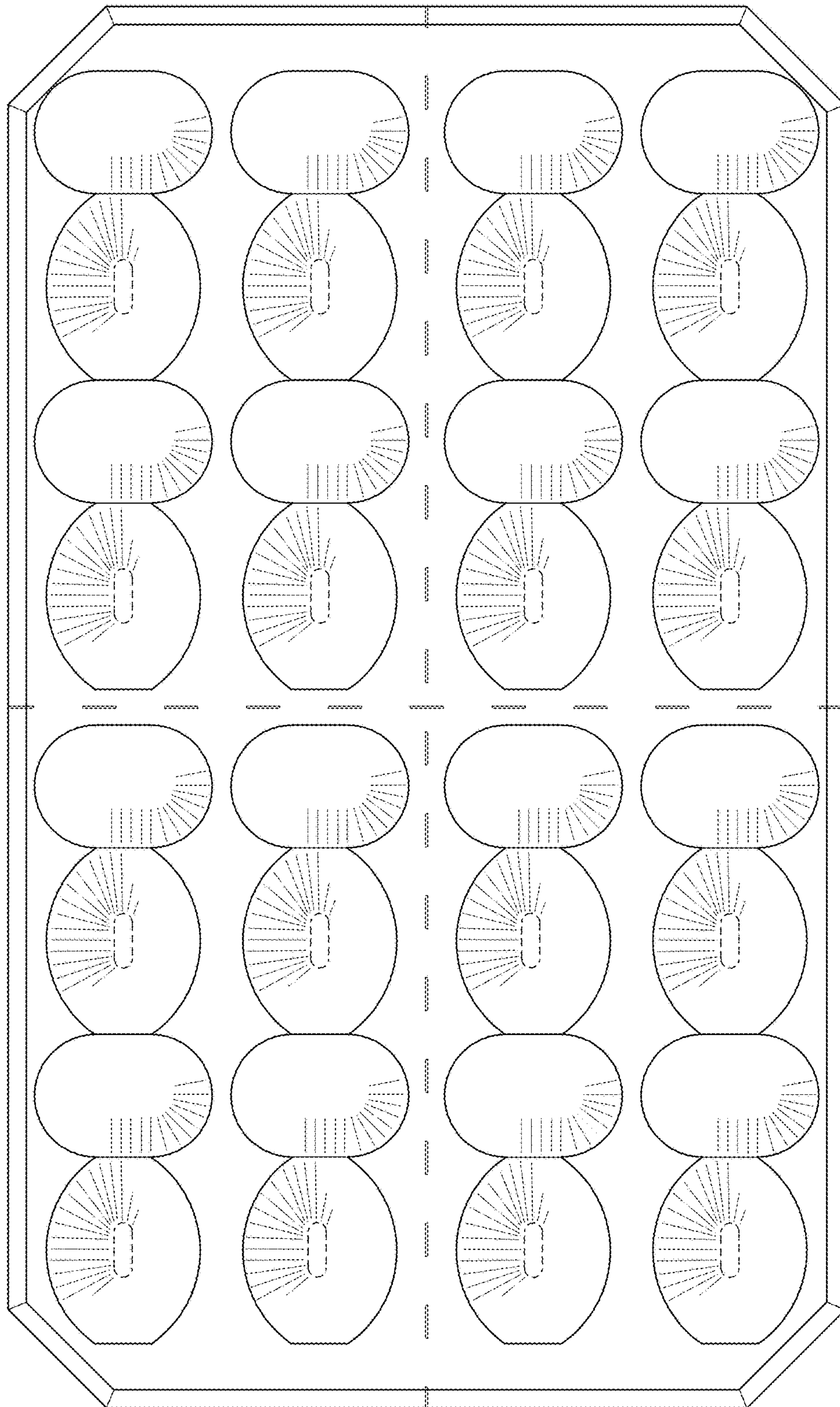


FIG. 3

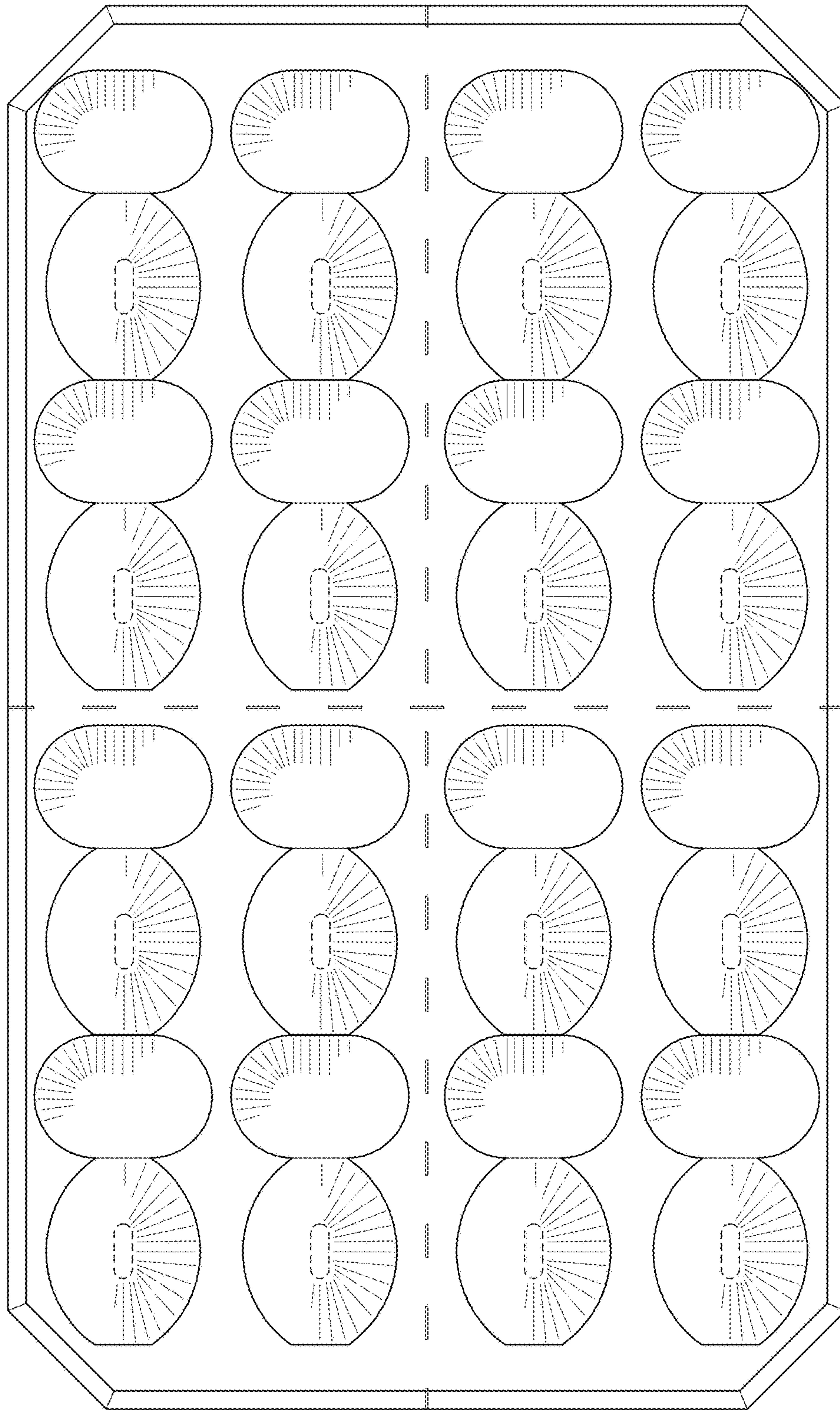


FIG. 4