



US00D805339S

(12) **United States Design Patent** (10) **Patent No.:** **US D805,339 S**
Hsu (45) **Date of Patent:** **** Dec. 19, 2017**

(54) **END CAP FOR A BED END COVER**

(71) Applicant: **Cheng-Hung Hsu**, New Taipei (TW)

(72) Inventor: **Cheng-Hung Hsu**, New Taipei (TW)

(**) Term: **15 Years**

(21) Appl. No.: **29/566,469**

(22) Filed: **May 31, 2016**

(51) **LOC (10) Cl.** **06-06**

(52) **U.S. Cl.**
USPC **D6/718**

(58) **Field of Classification Search**
USPC D6/390, 391, 392, 718.3, 382-384, 393,
D6/395, 610, 709, 718, 719; D8/322,
D8/403

CPC A61G 7/00; A61G 7/005; A61G 7/015;
A61G 7/0506; A61G 7/0507; A61G
7/0513; A47C 19/022; A47C 19/024;
A47C 21/00; A47C 21/02; A47C 21/022;
A47C 31/00; A47C 31/10

See application file for complete search history.

(56) **References Cited**

U.S. PATENT DOCUMENTS

D32,453 S * 4/1900 Rockwell D6/719
D332,541 S * 1/1993 Williams D6/390

D486,667 S * 2/2004 Stanton D6/393
D503,058 S * 3/2005 Loewenthal D6/718
D504,256 S * 4/2005 Ritossa D6/610
D542,050 S * 5/2007 Domack D6/393
D554,489 S * 11/2007 Sato D8/400
D564,777 S * 3/2008 Mohundro D6/393
D754,452 S * 4/2016 Kingston D6/383
D772,051 S * 11/2016 Martin D8/346
D784,110 S * 4/2017 Watson D8/322

* cited by examiner

Primary Examiner — Cathron C Brooks

(57) **CLAIM**

The ornamental design for an end cap for a bed end cover, as shown and described.

DESCRIPTION

FIG. 1 is a perspective view of an end cap for a bed end cover showing my new design;

FIG. 2 is a front elevational view thereof;

FIG. 3 is a rear elevational view thereof;

FIG. 4 is a left side elevational view thereof;


FIG. 5 is a right side elevational view thereof;

FIG. 6 is a top plan view thereof; and,

FIG. 7 is a bottom plan view thereof.

The broken lines depict portions of the end cap that form no part of the claimed design.

1 Claim, 4 Drawing Sheets



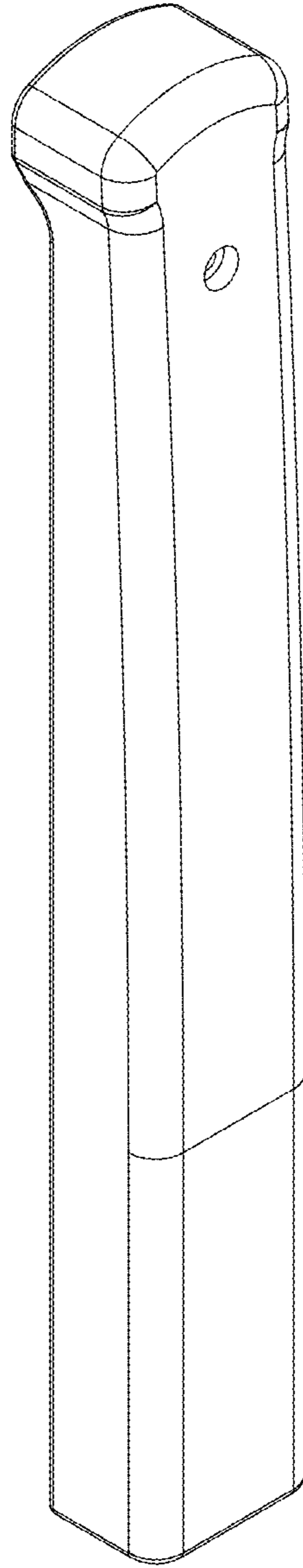


FIG. 1




FIG. 2




FIG. 3




FIG. 4




FIG. 5

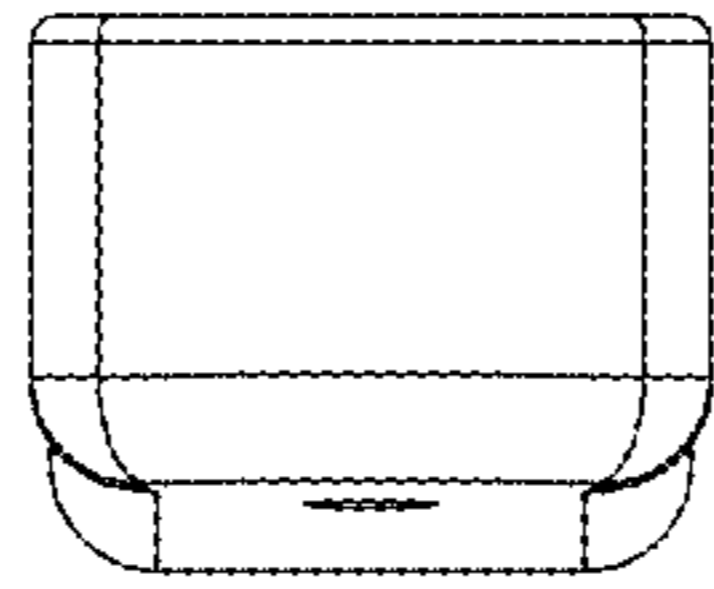


FIG. 6

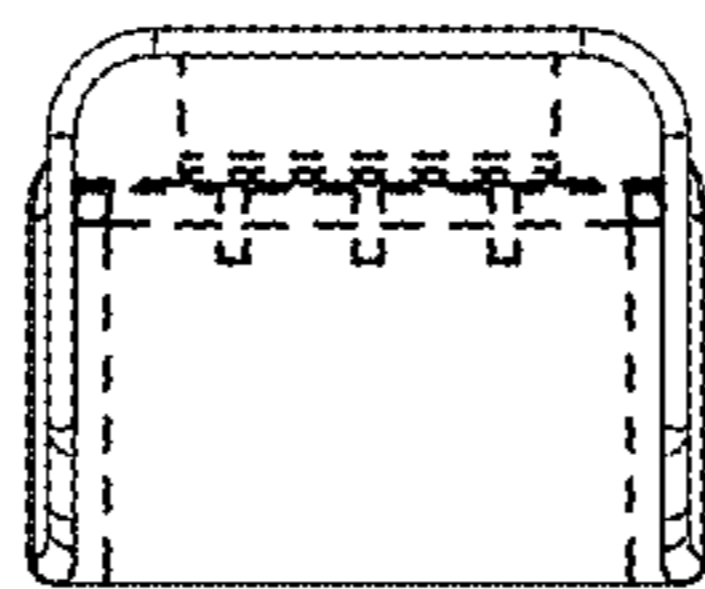


FIG. 7