



US00D805278S

(12) **United States Design Patent** (10) **Patent No.:** **US D805,278 S**
Dunbar et al. (45) **Date of Patent:** **** Dec. 19, 2017**

(54) **HIGH HEEL SHOE WITH INSERTS**
(71) Applicants: **Antonia Saint Dunbar**, Astoria, NY
(US); **Rebecca Heykes**, Brooklyn, NY
(US); **Keiko Hirosue**, Brooklyn, NY
(US); **Obed M. Cepeda**, Astoria, NY
(US); **Suzanne Levine**, New York, NY
(US)
(72) Inventors: **Antonia Saint Dunbar**, Astoria, NY
(US); **Rebecca Heykes**, Brooklyn, NY
(US); **Keiko Hirosue**, Brooklyn, NY
(US); **Obed M. Cepeda**, Astoria, NY
(US); **Suzanne Levine**, New York, NY
(US)
(73) Assignee: **Antonia Saint NY, LLC**, Astoria, NY
(US)

(**) Term: **15 Years**

(21) Appl. No.: **29/571,444**

(22) Filed: **Jul. 18, 2016**

(51) **LOC (10) Cl.** **02-04**

(52) **U.S. Cl.**
USPC **D2/939; D2/961**

(58) **Field of Classification Search**
USPC D2/925-942, 969, 971; 36/1, 83,
36/8.1-8.3, 9 R, 45-58, 104, 108, 76 R
CPC A43B 21/00; A43B 21/02; A43B 21/06;
A43B 9/14; A43B 1/0045; A43B 13/10;
A43B 13/12; A43B 23/06; A43B 23/07;
A43B 1/0036; A43B 5/12
See application file for complete search history.

(56) **References Cited**

U.S. PATENT DOCUMENTS

D80,963 S * 4/1930 Morali D2/942
D82,236 S * 10/1930 Wellington D2/942

D82,237 S * 10/1930 Wellington D2/935
D84,980 S * 9/1931 DeLiso D2/939
D94,226 S * 1/1935 Kessler D2/939
D94,376 S * 1/1935 Bancroft D2/939
D149,073 S * 3/1948 Levin D2/939
D170,015 S * 7/1953 Ferragamo D2/939
3,068,872 A * 12/1962 Brody A43B 23/22
36/154
D353,259 S * 12/1994 Schroer, Jr. D2/961
D354,616 S * 1/1995 Schroer, Jr. D2/961
D383,894 S * 9/1997 Snyder D2/961
D446,917 S * 8/2001 Brown D2/946
D531,790 S * 11/2006 Wurzburg D2/961
D536,518 S * 2/2007 Gallegos D2/961
D582,637 S * 12/2008 Guers-Neyraud D2/925
D599,994 S * 9/2009 Elliott D2/961
D612,139 S * 3/2010 Ford D2/946
D629,187 S * 12/2010 Zhang D2/961

(Continued)

Primary Examiner — Dominic V Simone

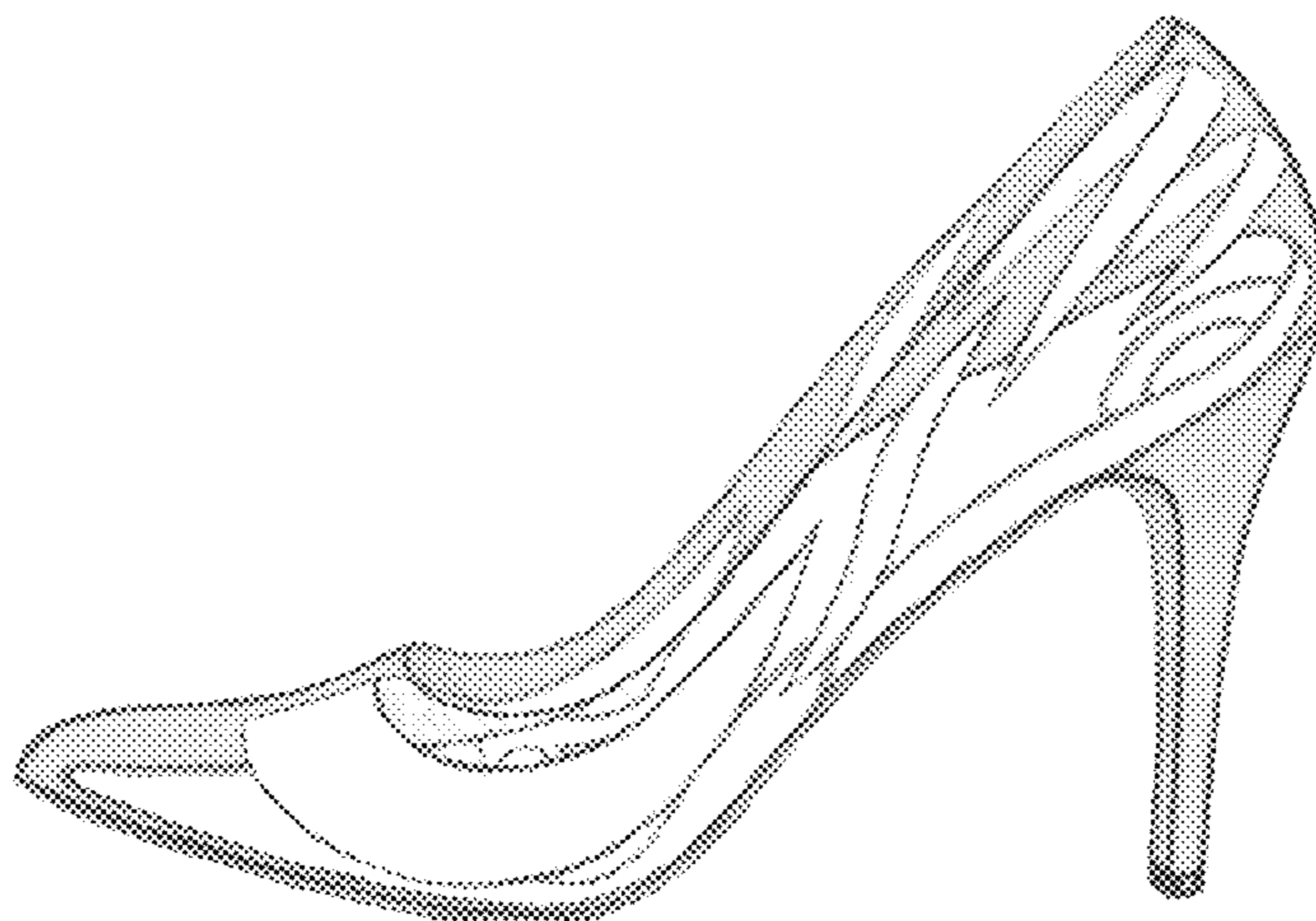
(57) **CLAIM**

The ornamental design for a high heel shoe with inserts, as shown and described.

DESCRIPTION

FIG. 1 is a side elevational view of the high heel shoe with inserts, showing our new design. The opposite side is a mirror image thereof;
FIG. 2 is a side elevational view thereof, with the shoe partially broken away for clarity of illustration;
FIG. 3 is a top plan view thereof on an enlarged scale to more clearly show the insert;
FIG. 4 is a perspective view of the heel area of the shoe on an enlarged scale for clarity of illustration;
FIG. 5 is a top plan view of the lower insert shown separately for clarity of illustration;
FIG. 6 is a side perspective view of the lower insert shown separately for clarity of illustration; and,
FIG. 7 is a side elevational view of the upper inserts shown separately for clarity of illustration.

1 Claim, 7 Drawing Sheets



(56)

References Cited

U.S. PATENT DOCUMENTS

D640,864 S * 7/2011 Munkhammar D2/961
D739,127 S * 9/2015 Frisoni D2/939
D771,363 S * 11/2016 Vasyli D2/961

* cited by examiner

Figure 1.




Figure 2.

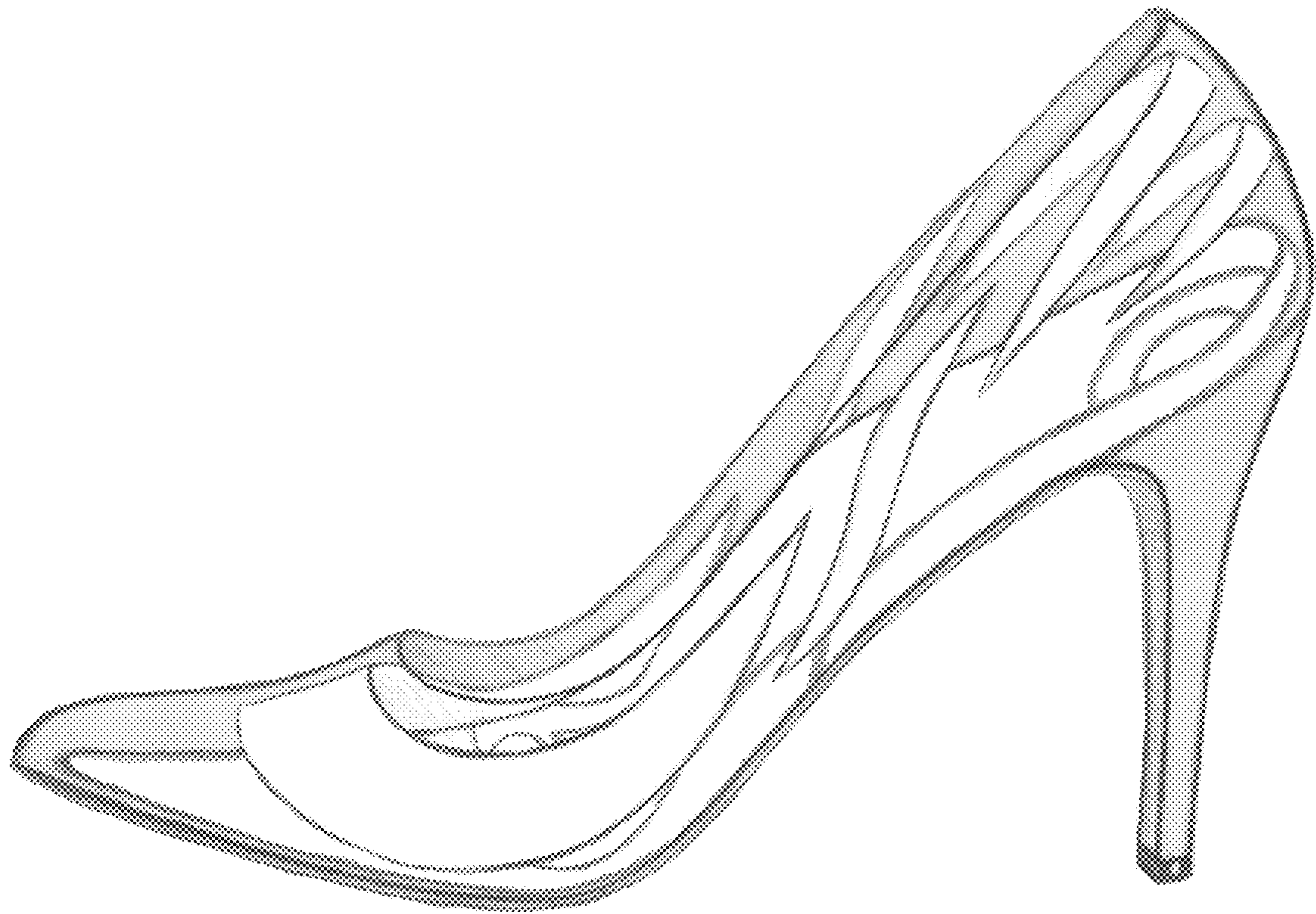


Figure 3.

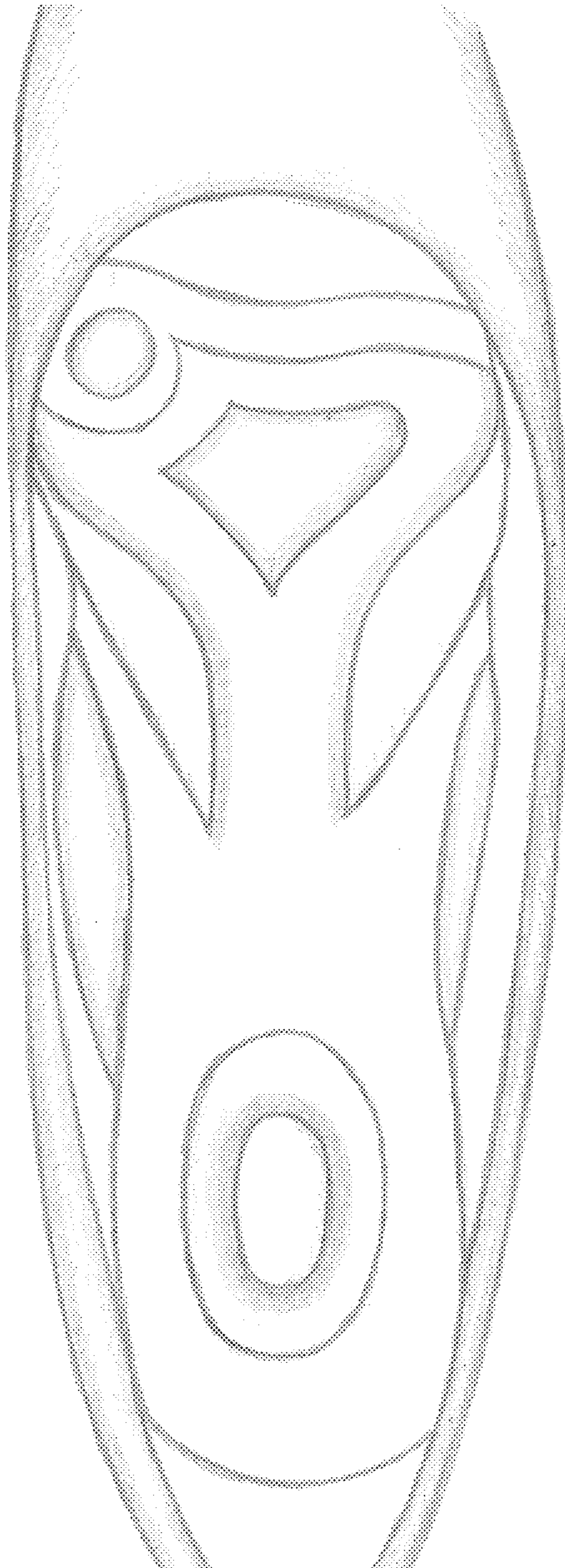


Figure 4.




Figure 5.

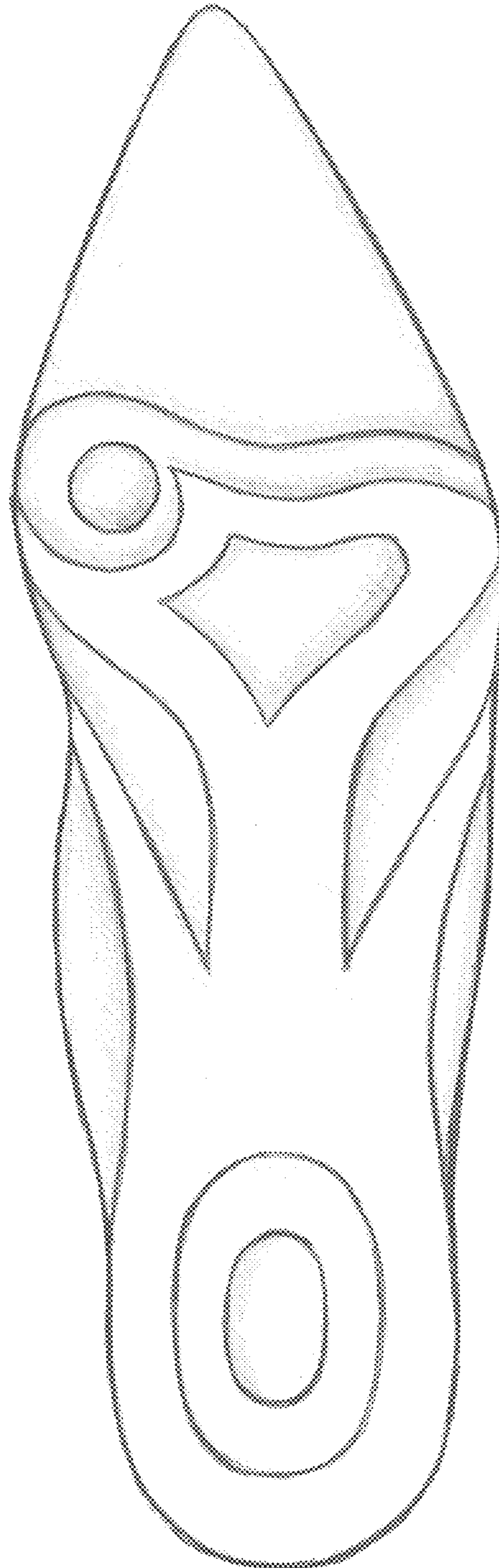


Figure 6.

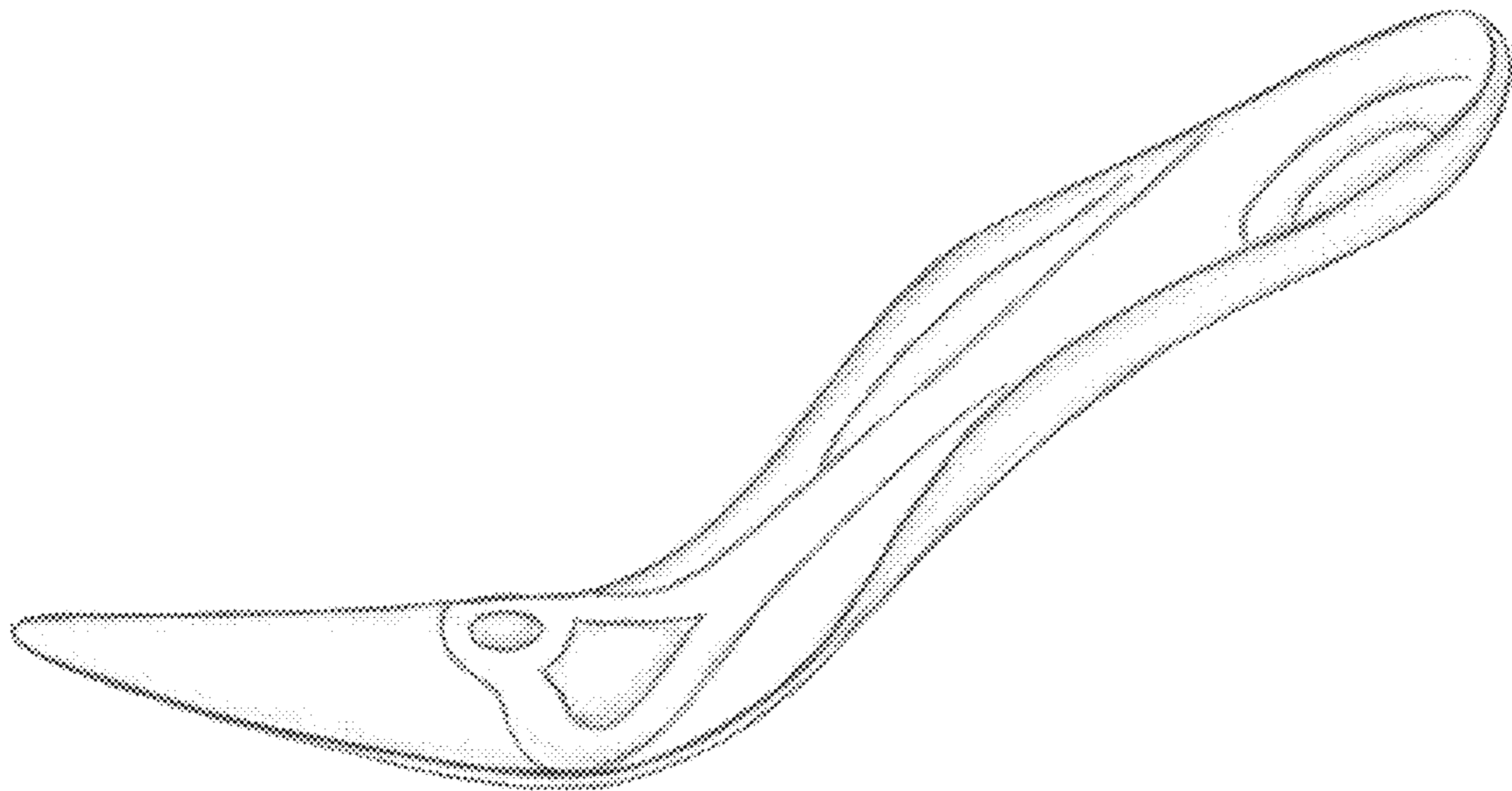


Figure 7.

