



US00D805274S

(12) **United States Design Patent**  
**Maxie**

(10) **Patent No.:** **US D805,274 S**

(45) **Date of Patent:** **\*\* Dec. 19, 2017**

- (54) **REMOVABLE BOOT COVER**
- (71) Applicant: **Michael Lee Maxie**, Chicago, IL (US)
- (72) Inventor: **Michael Lee Maxie**, Chicago, IL (US)
- (\*\*) Term: **15 Years**
- (21) Appl. No.: **29/581,468**
- (22) Filed: **Oct. 19, 2016**
- (51) **LOC (10) Cl.** ..... **02-04**
- (52) **U.S. Cl.**  
USPC ..... **D2/909**
- (58) **Field of Classification Search**  
USPC ..... D2/896, 901, 909-915, 946, 969, 970,  
D2/972, 974, 975, 976  
CPC .... A43B 1/00; A43B 1/10; A43B 1/14; A43B  
3/00; A43B 3/02; A43B 3/04; A43B 3/16;  
A43B 3/18; A43B 3/163; A43B 3/166;  
A43B 23/30; A43B 23/00; A43B 23/02;  
A43B 23/0205; A43B 23/021; A43B  
23/0215; A43B 23/022; A43B 23/26  
See application file for complete search history.

(56) **References Cited**

**U.S. PATENT DOCUMENTS**

- 122,969 A \* 1/1872 Sage ..... A43B 7/32  
36/72 R
- 280,264 A \* 6/1883 Walker ..... A43B 7/32  
36/72 R
- 1,726,198 A \* 8/1929 Stahl ..... A43B 5/02  
36/128
- 2,249,553 A \* 7/1941 Cataffo ..... A43C 13/14  
2/22
- 2,425,208 A \* 8/1947 Shaffer ..... A43B 3/16  
36/7.3
- 2,469,969 A \* 5/1949 Lee ..... A43B 3/16  
36/29
- 2,479,006 A \* 8/1949 Garth ..... A43B 3/16  
36/7.3

- 2,494,701 A \* 1/1950 Gogerty ..... A43B 3/16  
36/110
- 2,725,647 A \* 12/1955 Hugger ..... A43B 3/16  
36/55
- 3,175,292 A \* 3/1965 MacQuaid ..... A43B 7/32  
36/72 R
- D447,322 S \* 9/2001 Auberry ..... D2/909
- D449,435 S \* 10/2001 Johnson ..... D2/909
- D450,176 S \* 11/2001 Hall ..... D2/909
- D503,520 S \* 4/2005 Della Valle ..... D2/909
- D565,284 S \* 4/2008 Miller ..... D2/909

(Continued)

*Primary Examiner* — Elizabeth J Oswecki

(74) *Attorney, Agent, or Firm* — Vitale, Vickrey, Niro & Gasey

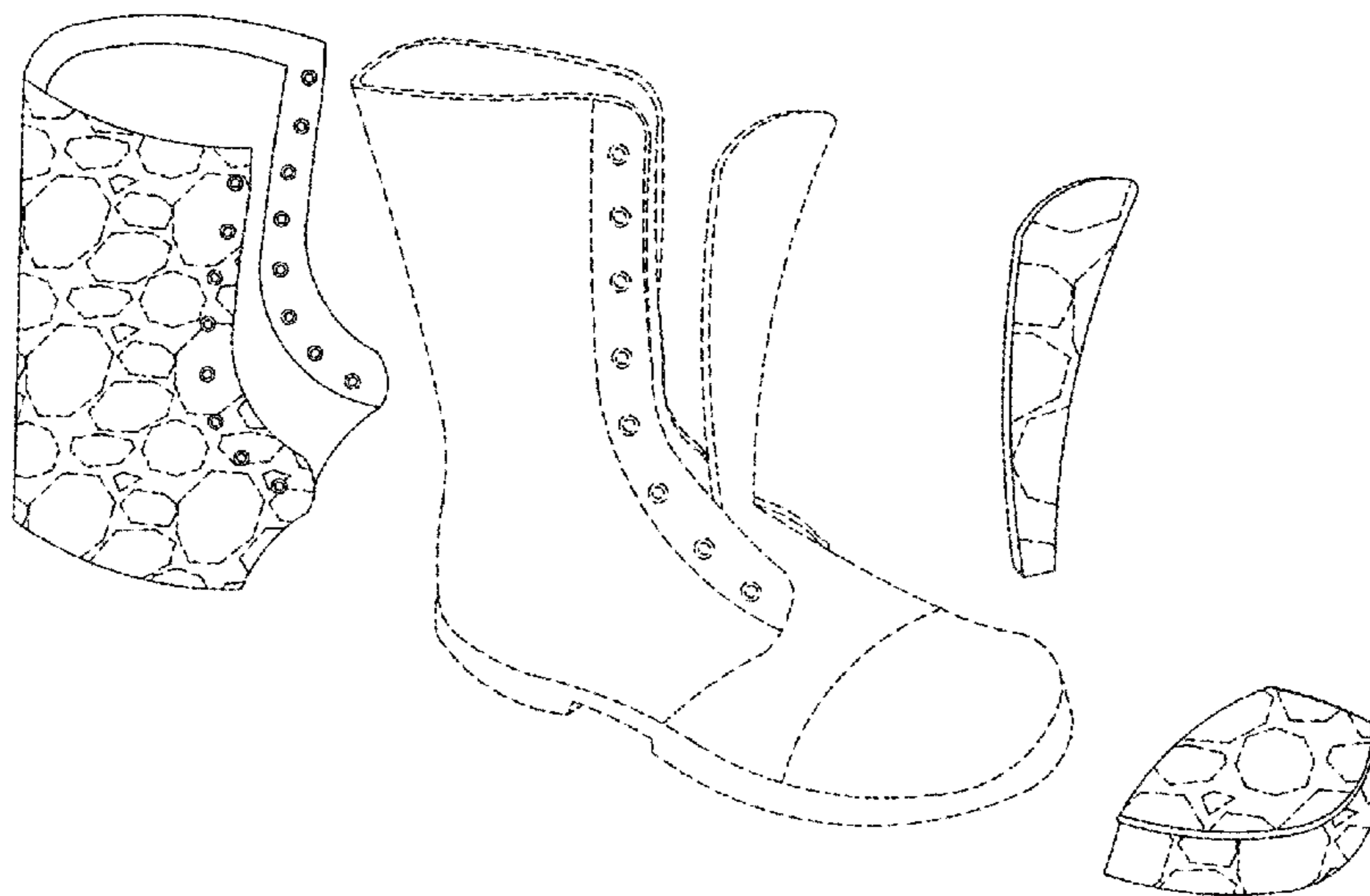
(57) **CLAIM**

The ornamental design for a removable boot cover, as shown and described.

**DESCRIPTION**

FIG. 1 is an exploded perspective view of a removable boot cover, with a boot shown in broken lines, showing my new design;  
 FIG. 2 is a front view of the removable boot cover's heel portion, shown separately for ease of illustration;  
 FIG. 3 is a back view of FIG. 2;  
 FIG. 4 is a front view of the removable boot cover's tongue portion, shown separately for ease of illustration;  
 FIG. 5 is a back view of FIG. 4;  
 FIG. 6 is a top view of the removable boot cover's toe portion, shown separately for ease of illustration;  
 FIG. 7 is a front view of FIG. 6;  
 FIG. 8 is a left side perspective view of FIG. 6;  
 FIG. 9 is a right side perspective view of FIG. 6;  
 FIG. 10 is a bottom view of FIG. 6; and,  
 FIG. 11 is a back view of FIG. 6.  
 The broken lines of a boot and geometric pattern shown in the drawings represent portions of the removable boot cover that form no part of the claimed design.

**1 Claim, 8 Drawing Sheets**



(56)

**References Cited**

U.S. PATENT DOCUMENTS

D591,935 S *	5/2009	Lee .....	D2/909
D616,182 S *	5/2010	Nelson .....	D2/909
D618,889 S *	7/2010	Jones .....	D2/909
D714,530 S *	10/2014	Scholler .....	D2/909
D716,529 S *	11/2014	Zrubek .....	D2/909
2008/0047169 A1 *	2/2008	Hoch .....	A43B 1/0081 36/2 R

\* cited by examiner

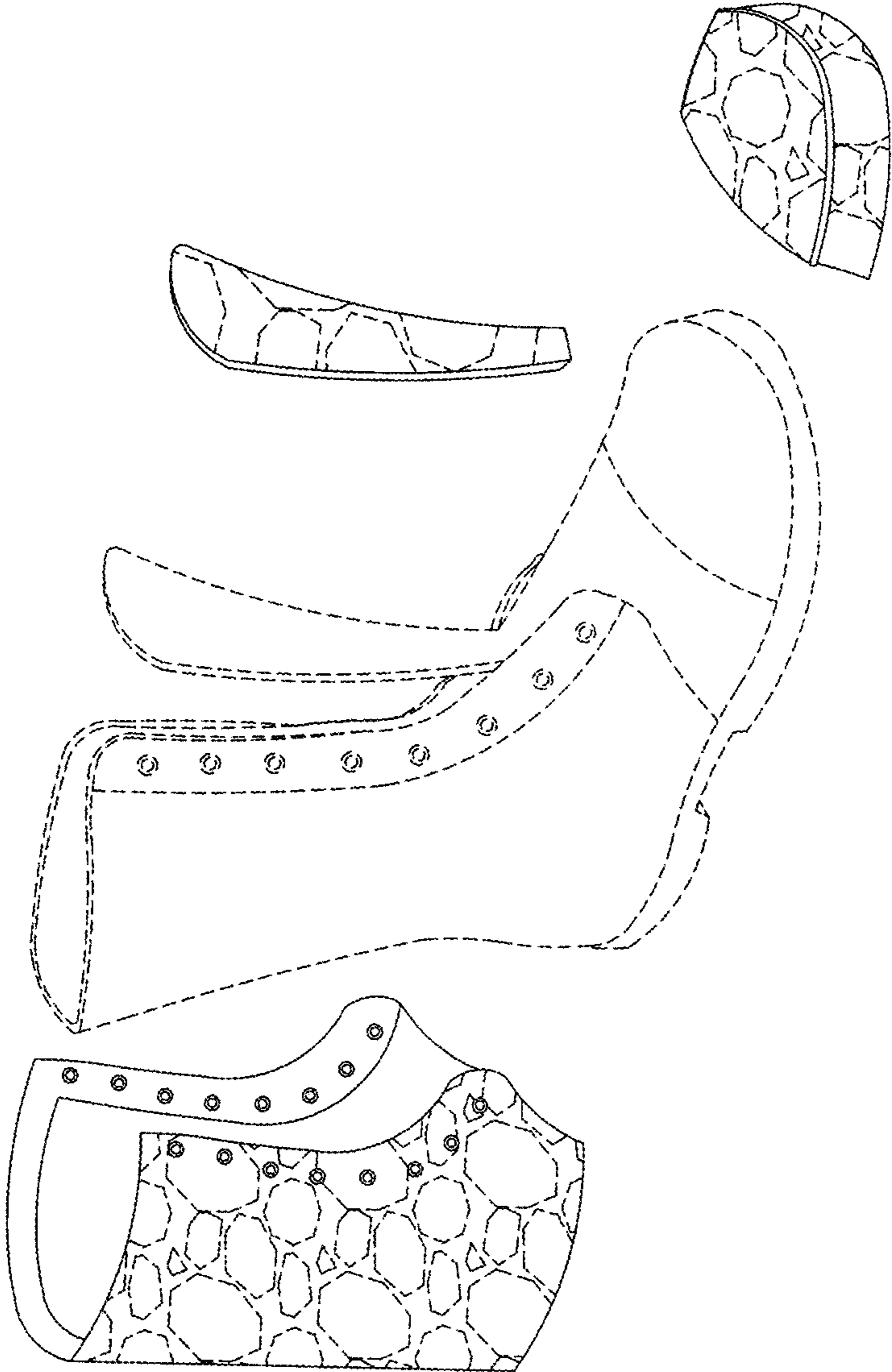


Figure 1

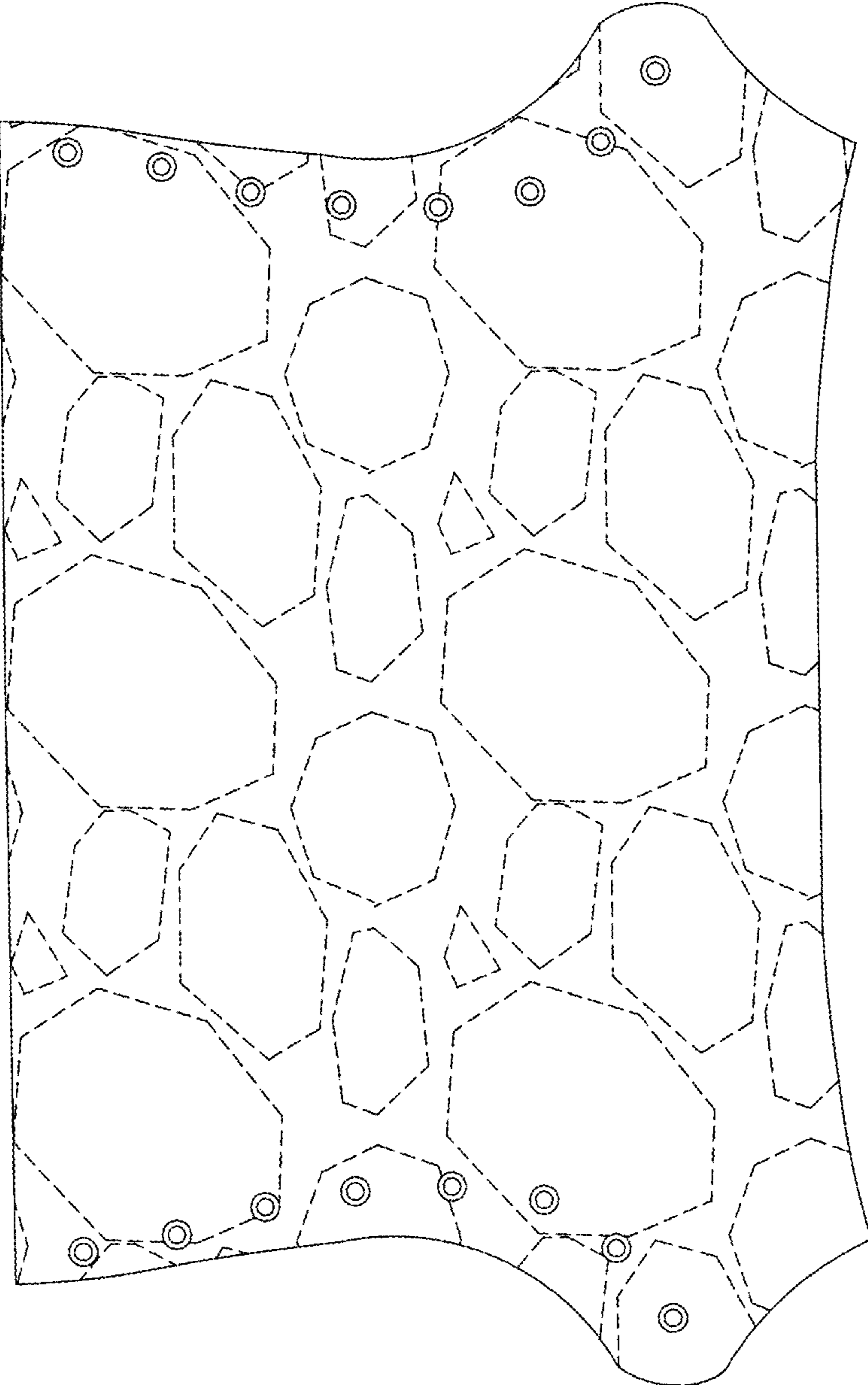


Figure 2




Figure 3

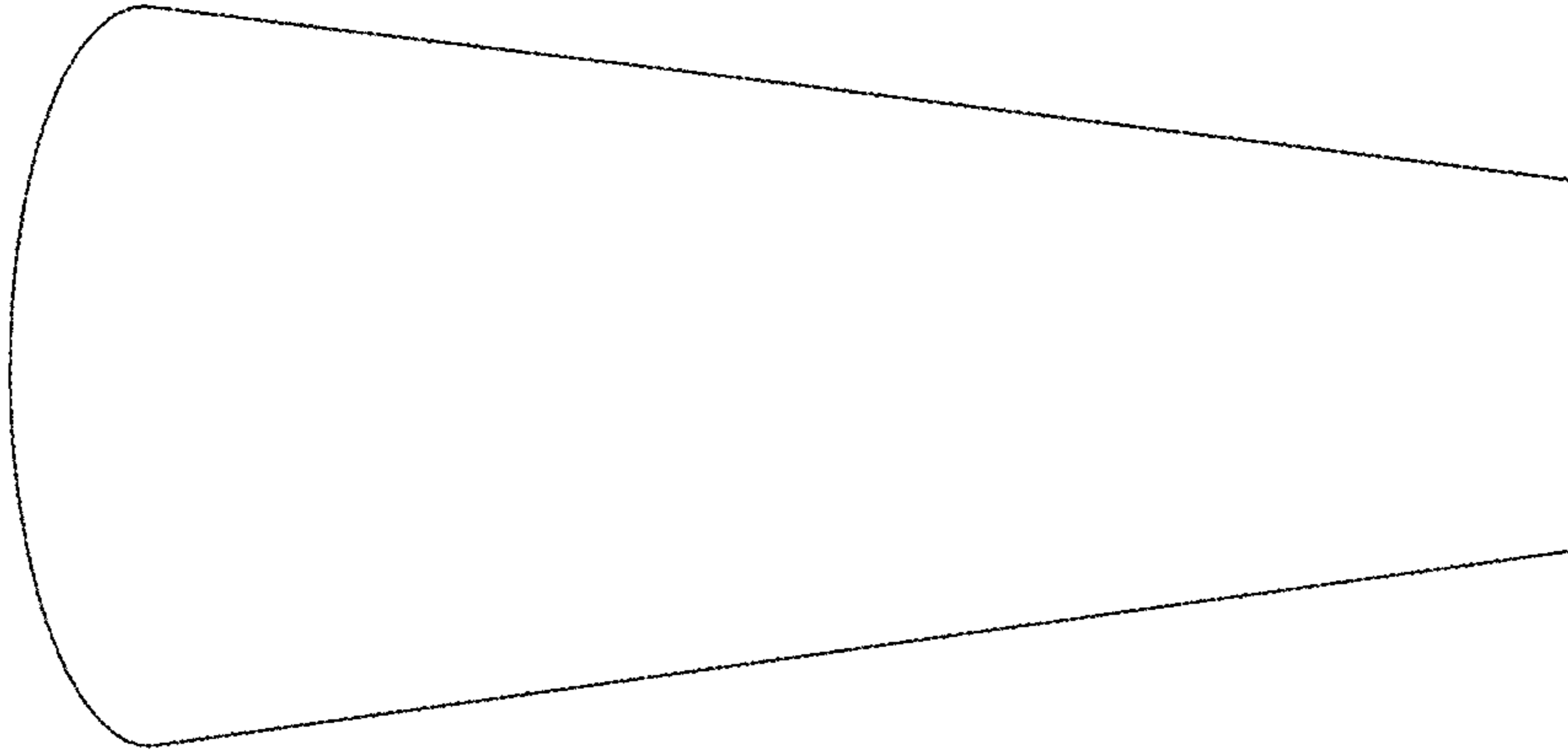


Figure 5

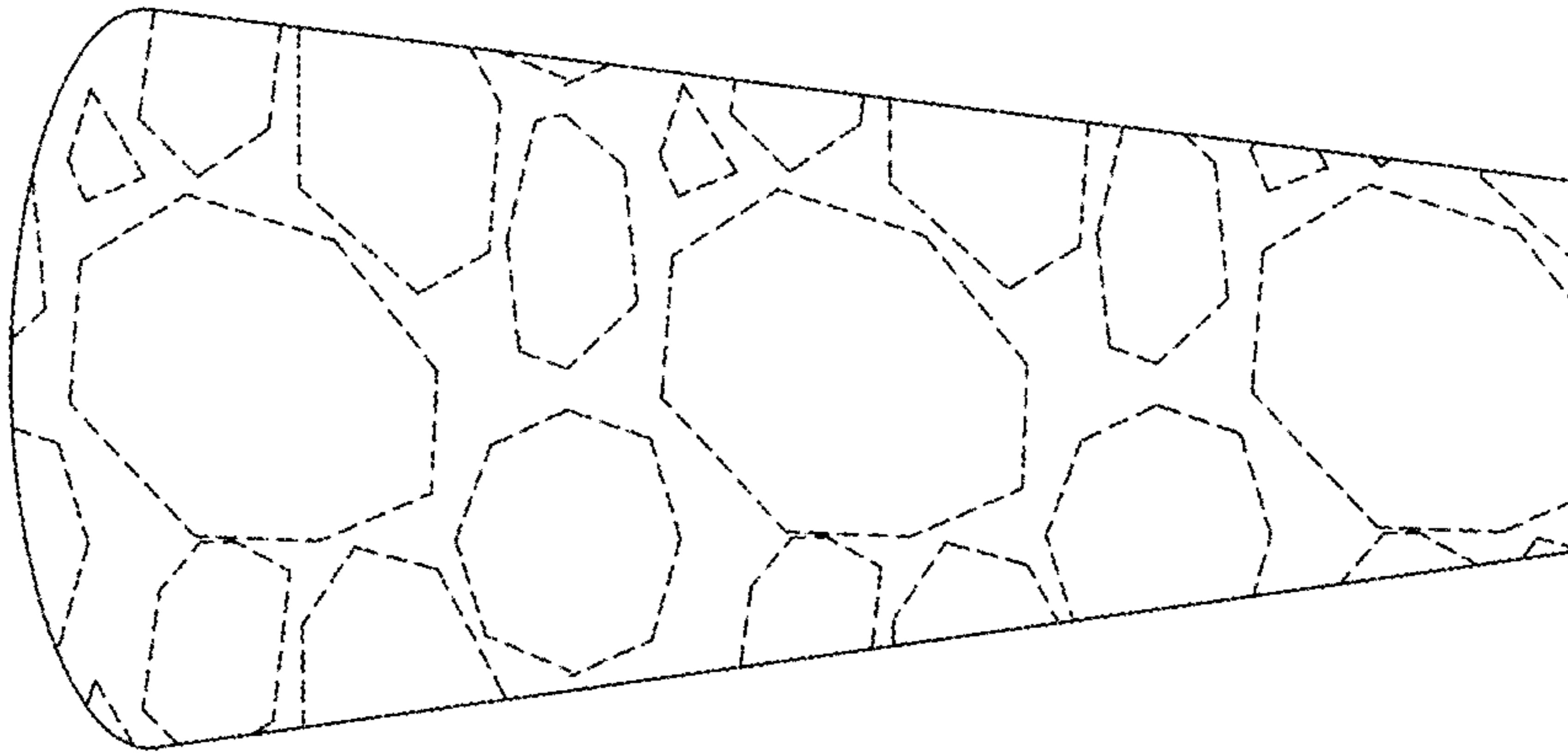


Figure 4

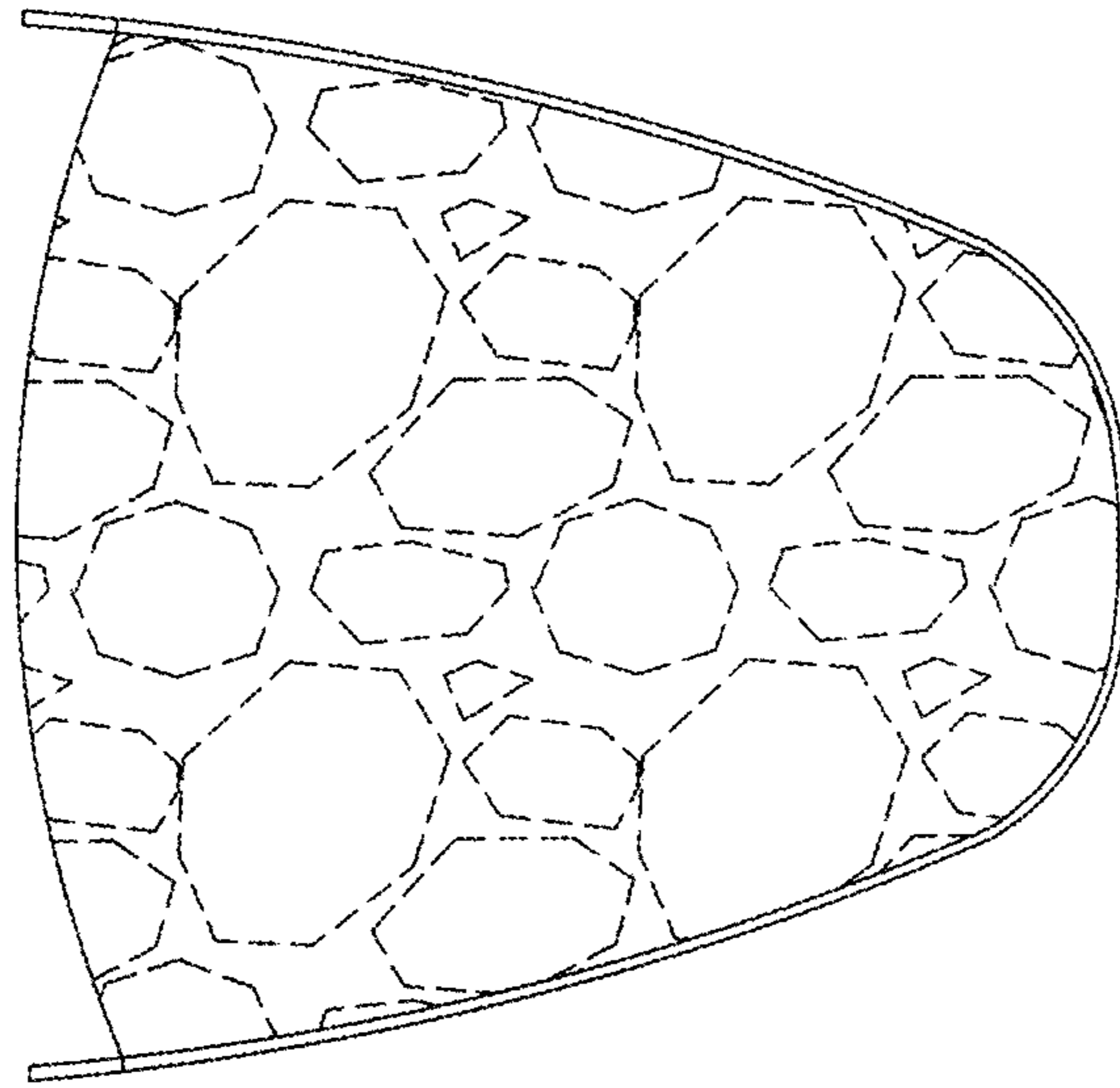


Figure 6



Figure 7




Figure 8



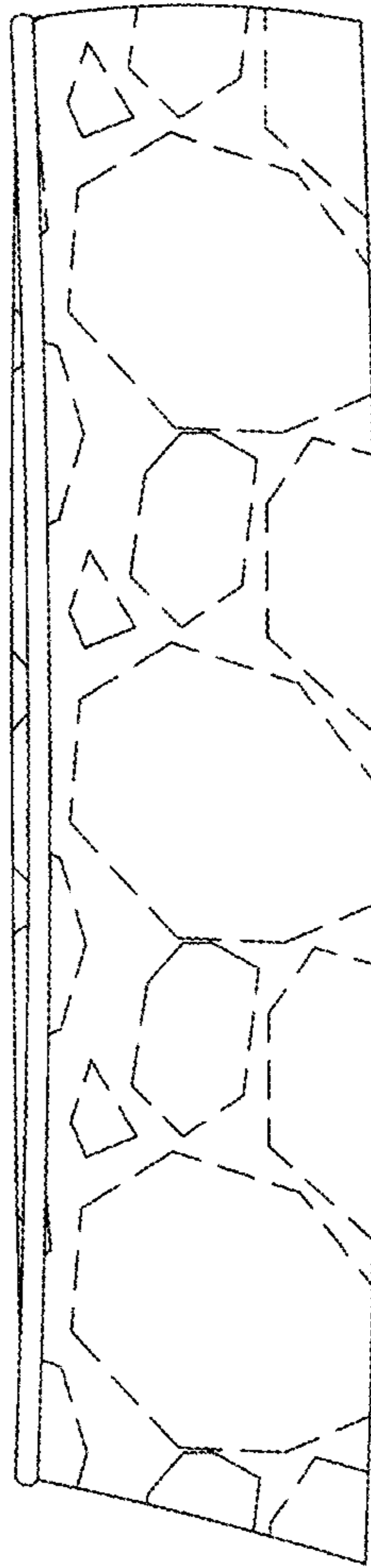


Figure 9

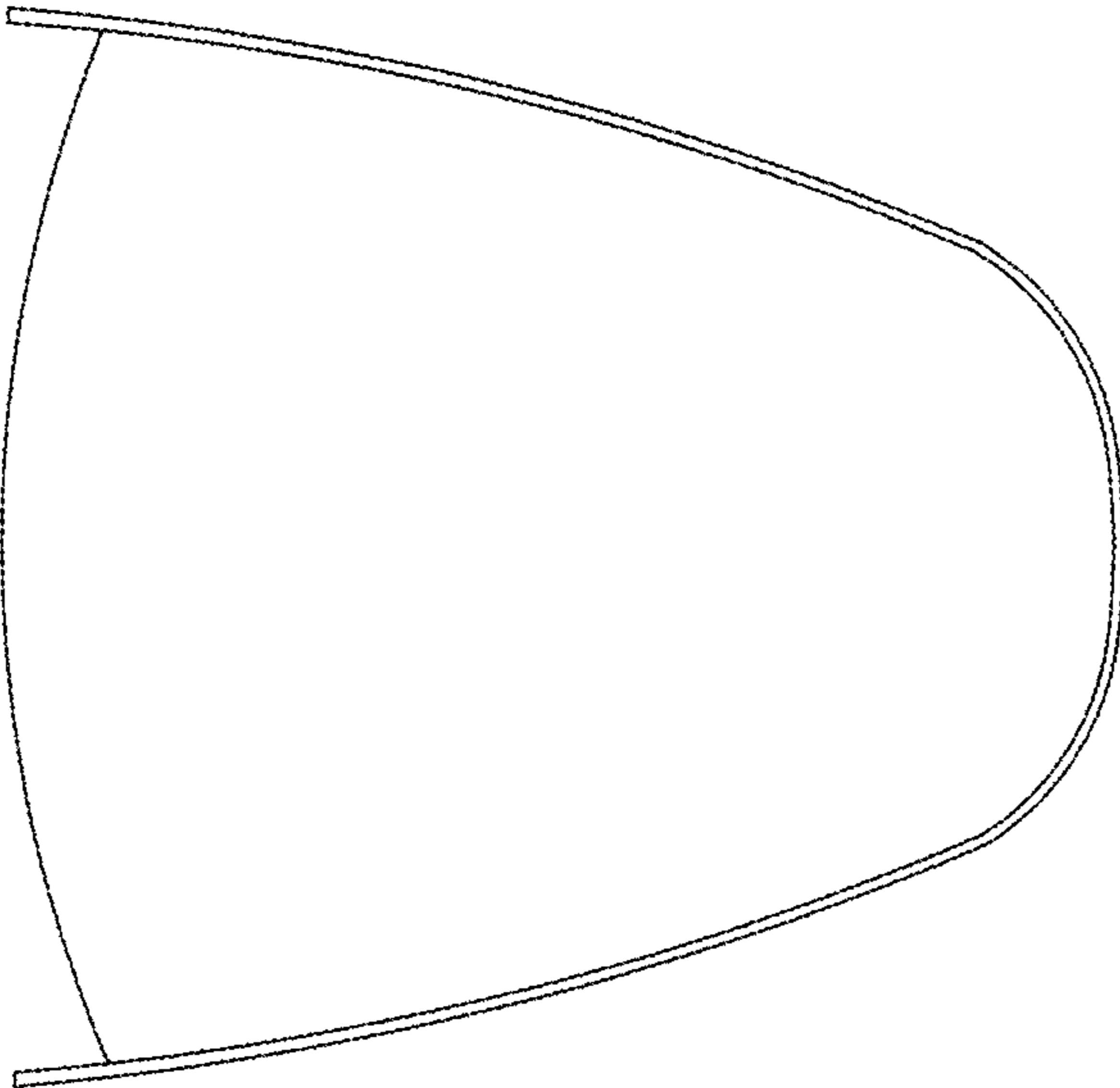


Figure 10




Figure 11