



US00D805273S

(12) **United States Design Patent** (10) **Patent No.:** **US D805,273 S**  
**Birkinhead et al.** (45) **Date of Patent:** **\*\* Dec. 19, 2017**

(54) **SHOE**

(56) **References Cited**

(71) Applicant: **Reebok International Limited**, London (GB)

U.S. PATENT DOCUMENTS

(72) Inventors: **Toby Birkinhead**, Hertfordshire (GB);  
**Daniel Hobson**, Waltham, MA (US)

30,391 A	10/1860	Dexter	
2,334,719 A	11/1943	Margolin	
D335,385 S *	5/1993	Kawabata	D2/908
D438,697 S	3/2001	Matis et al.	
D458,013 S	6/2002	Matis et al.	
6,401,364 B1 *	6/2002	Burt	A43B 1/00
			36/3 A
D511,879 S *	11/2005	Caine	D2/908
D513,111 S *	12/2005	Caine	D2/908
D517,297 S	3/2006	Jones et al.	
D639,543 S	6/2011	Lamont	
D646,471 S *	10/2011	Mahoney	D2/907
D651,787 S *	1/2012	Mahoney	D2/902
D662,695 S *	7/2012	McVicker	D2/902
D671,718 S *	12/2012	McVicker	D2/908

(73) Assignee: **Reebok International Limited**, London (GB)

(\*\*) Term: **15 Years**

(21) Appl. No.: **29/580,206**

(22) Filed: **Oct. 6, 2016**

(Continued)

**Related U.S. Application Data**

(62) Division of application No. 29/504,460, filed on Oct. 6, 2014, now Pat. No. Des. 768,368.

(51) **LOC (10) Cl.** ..... **02-04**

(52) **U.S. Cl.**  
USPC ..... **D2/908**

(58) **Field of Classification Search**

USPC ..... D2/896, 902, 905, 906, 907, 908, 909,  
D2/910, 911, 912, 943, 944, 946, 947,  
D2/951, 960, 969, 972, 976, 977

CPC .... A43B 1/00; A43B 1/10; A43B 1/14; A43B  
3/00; A43B 5/00; A43B 5/001; A43B  
5/002; A43B 5/003; A43B 5/007; A43B  
5/008; A43B 5/02; A43B 5/025; A43B  
5/06; A43B 5/08; A43B 5/10; A43B 5/12;  
A43B 5/14; A43B 13/00; A43B 13/02;  
A43B 13/04; A43B 13/14; A43B 13/18;  
A43B 13/32; A43B 23/00; A43B 23/021;  
A43B 23/0205; A43B 23/0215; A43B  
23/24

See application file for complete search history.

*Primary Examiner* — Elizabeth J Oswecki

(74) *Attorney, Agent, or Firm* — Sterne, Kessler,  
Goldstein & Fox P.L.L.C.

(57) **CLAIM**

The ornamental design for a shoe, as shown and described.

**DESCRIPTION**

FIG. 1 is a top perspective view of a shoe showing our new design;

FIG. 2 is a top plan view thereof;

FIG. 3 is a bottom plan view thereof;

FIG. 4 is a side view thereof;

FIG. 5 is another side view thereof;

FIG. 6 is a front view thereof; and,

FIG. 7 is a rear view thereof.

The broken lines in the figures show portions of the shoe that form no part of the claimed design.

The broken lines in the heel portion of the shoe depicted in the figures are intended to disclaim a contour line of the shoe. The surface area and checked pattern within and around the broken lines form part of the claimed design.

**1 Claim, 6 Drawing Sheets**



(56)

**References Cited**

U.S. PATENT DOCUMENTS

D717,030	S	11/2014	Della Valle et al.	
D717,031	S	11/2014	Della Valle et al.	
D724,297	S	3/2015	Oliver	
D724,828	S	3/2015	Lanigan	
D724,829	S	3/2015	Lanigan	
D727,607	S	4/2015	Lee	
D731,765	S	6/2015	Opie	
D735,453	S	8/2015	Monroy	
D740,530	S	10/2015	Truelsen	
D746,562	S	1/2016	Babcock	
D748,902	S	2/2016	Humphrey et al.	
D751,801	S	3/2016	McMillan	
D760,482	S *	7/2016	Siegel .....	D2/902
D762,353	S *	8/2016	Sirius-El .....	D2/907
D773,156	S *	12/2016	Slimane .....	D2/907
D774,287	S *	12/2016	Taestensen .....	D2/908
2008/0289221	A1	11/2008	Munns	
2011/0016746	A1	1/2011	Callahan et al.	

\* cited by examiner

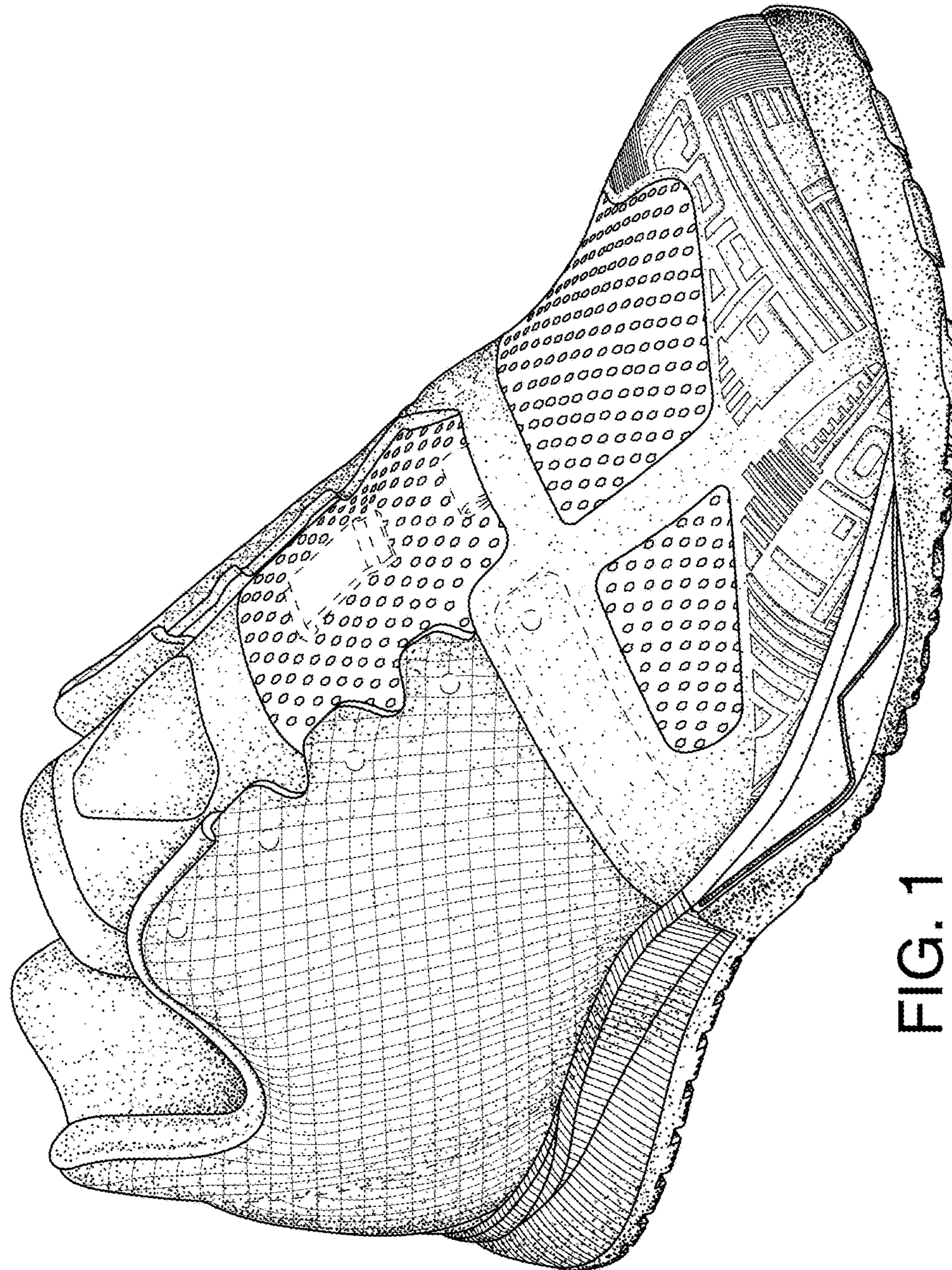


FIG. 1

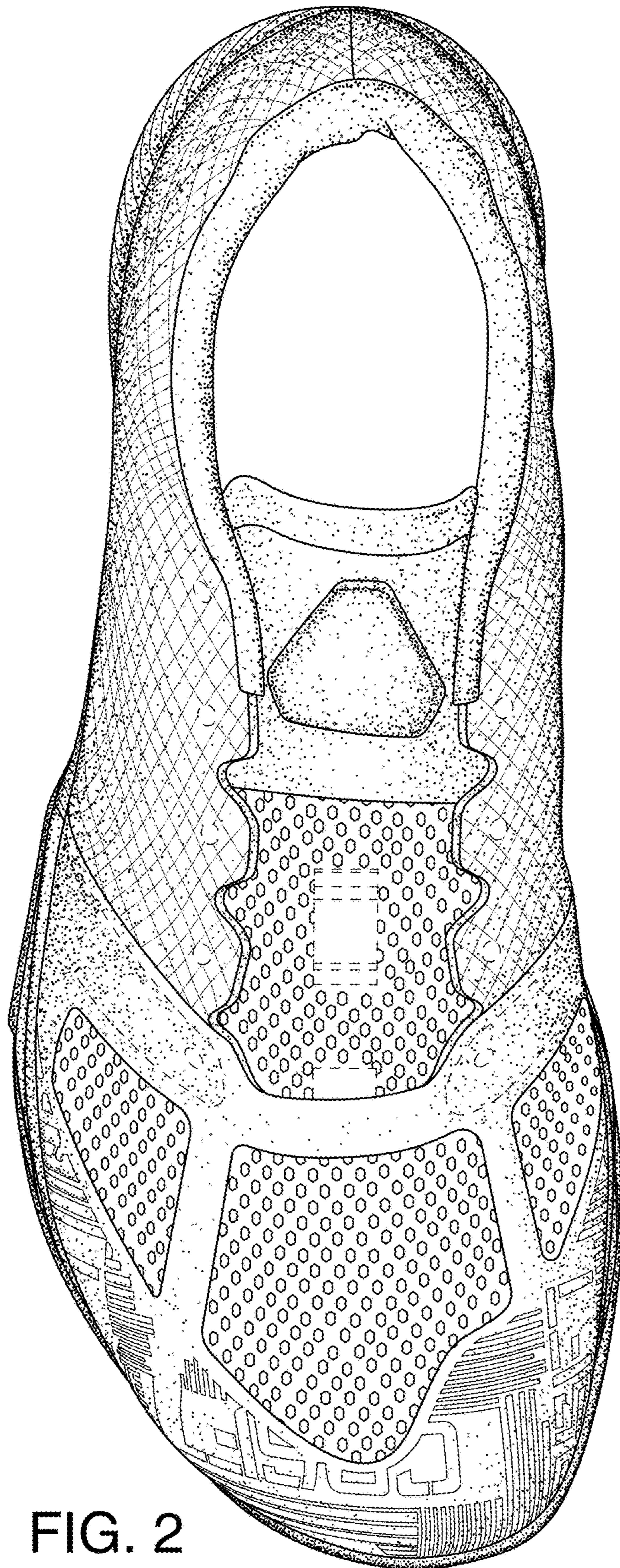


FIG. 2

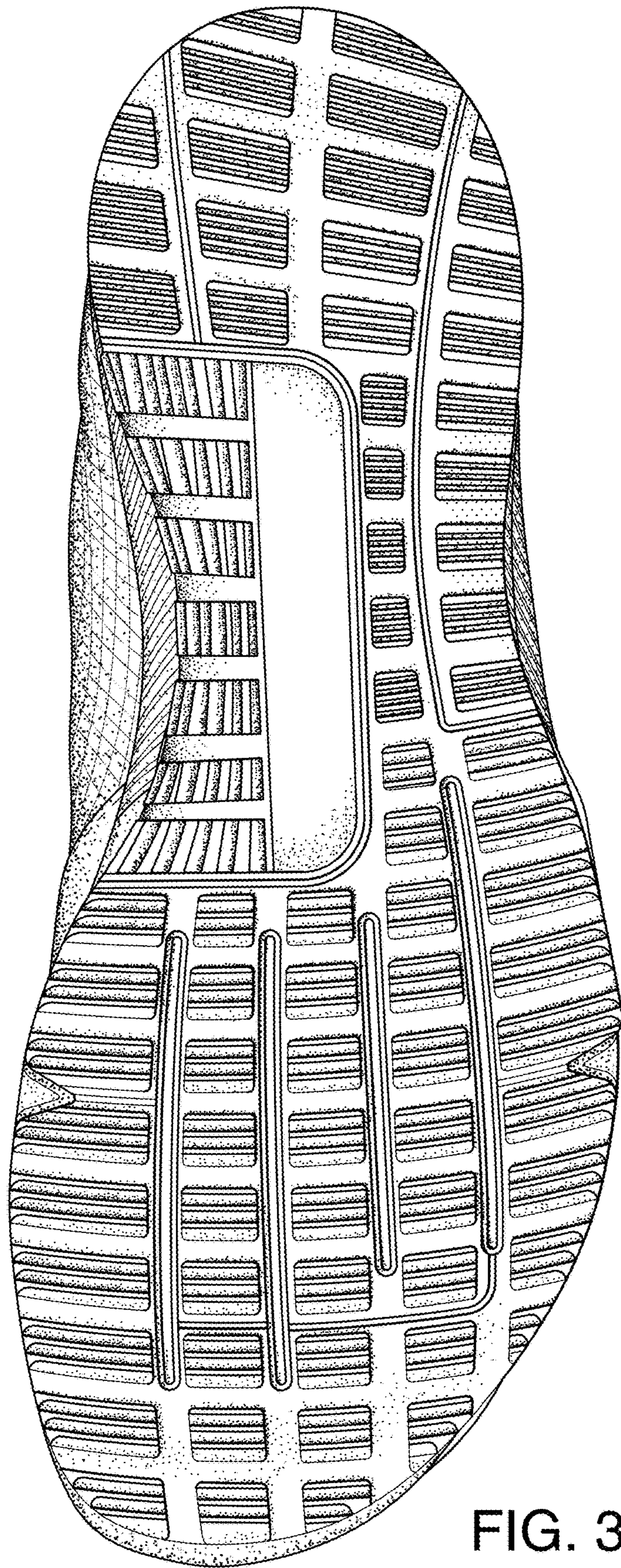


FIG. 3

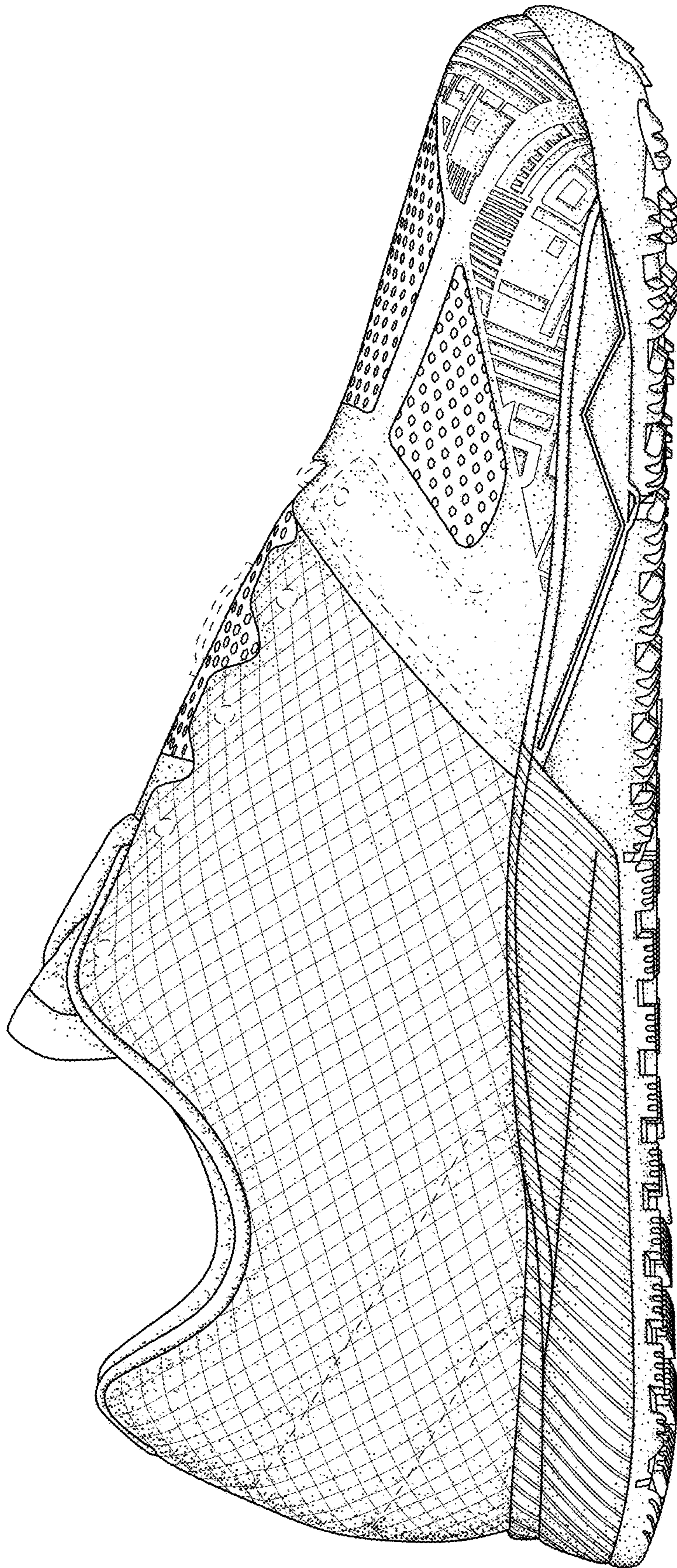


FIG. 4

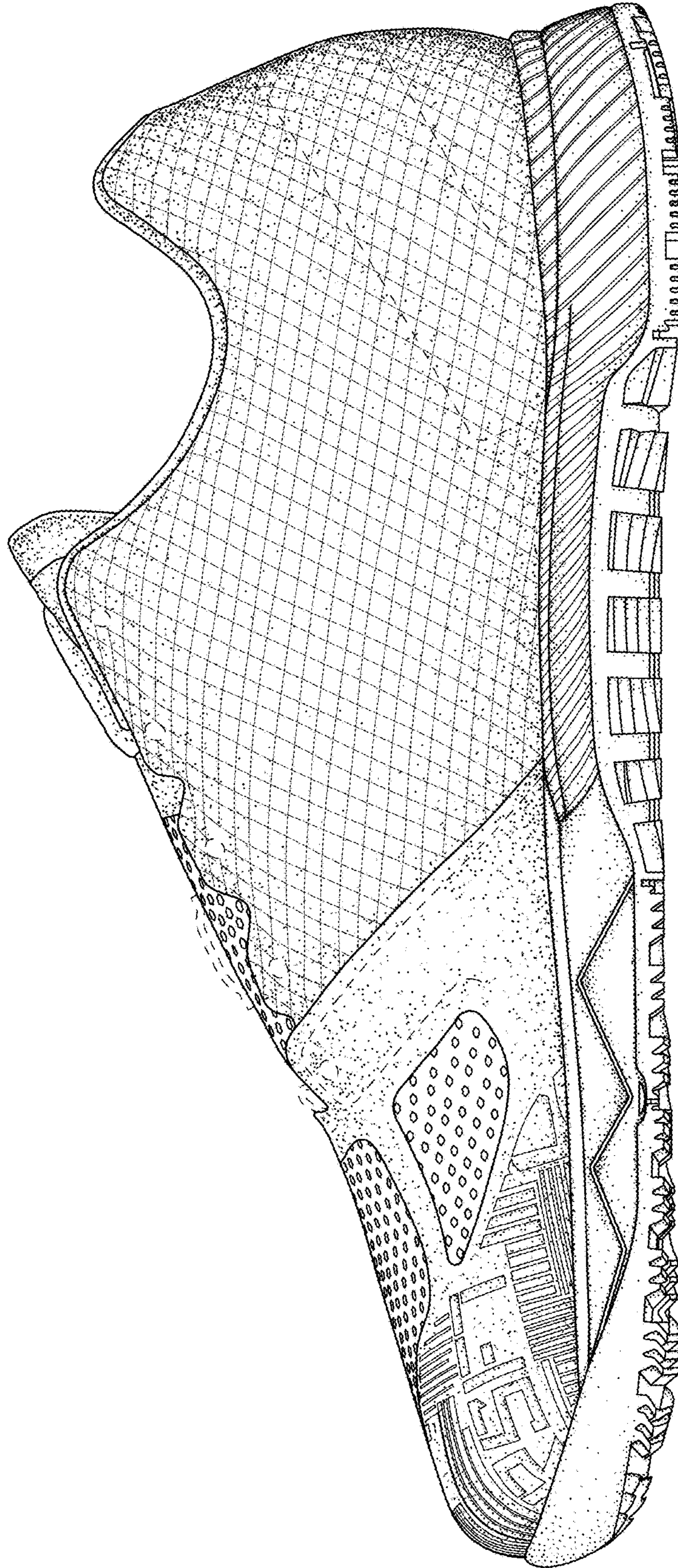


FIG. 5

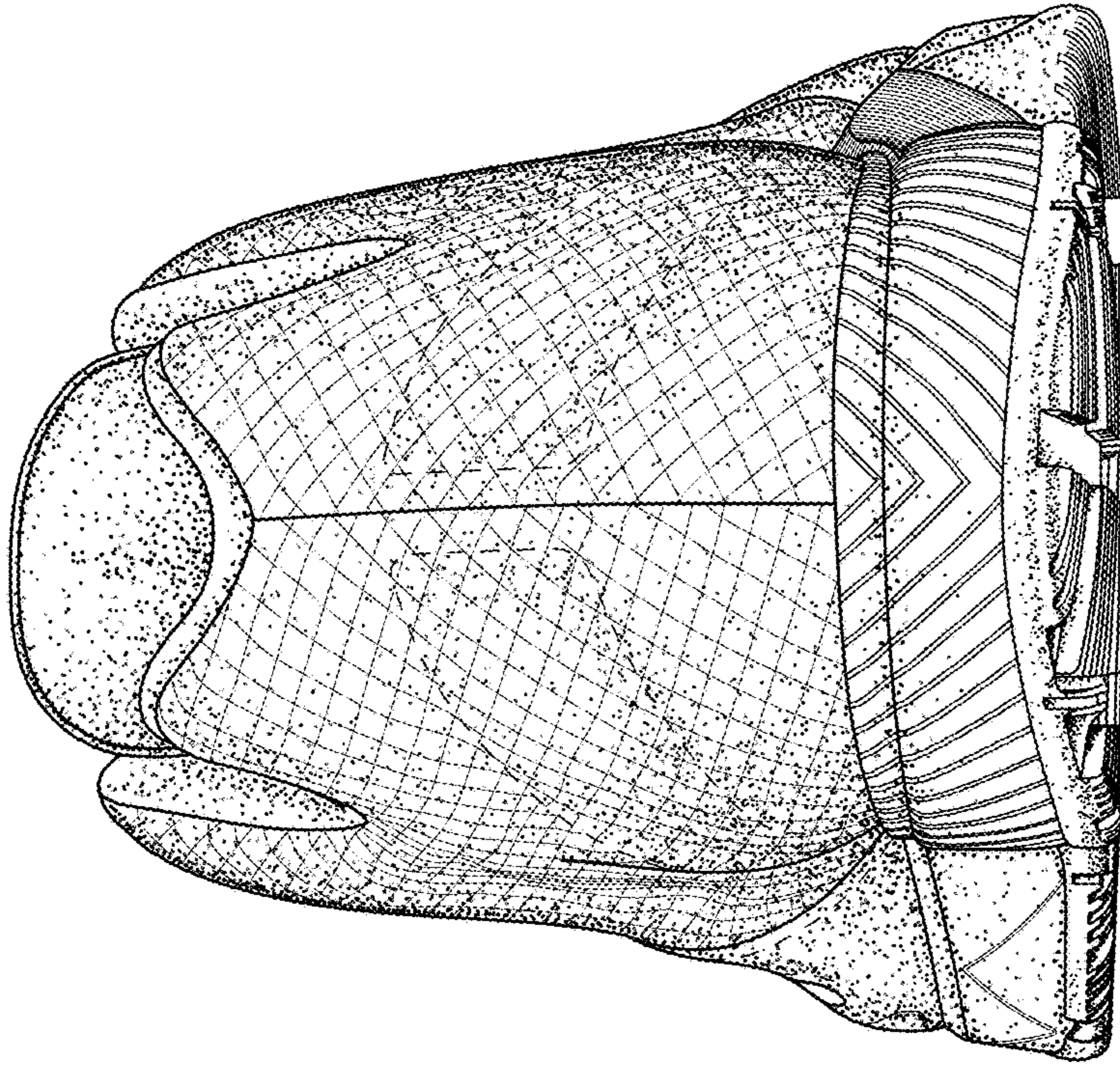


FIG. 7

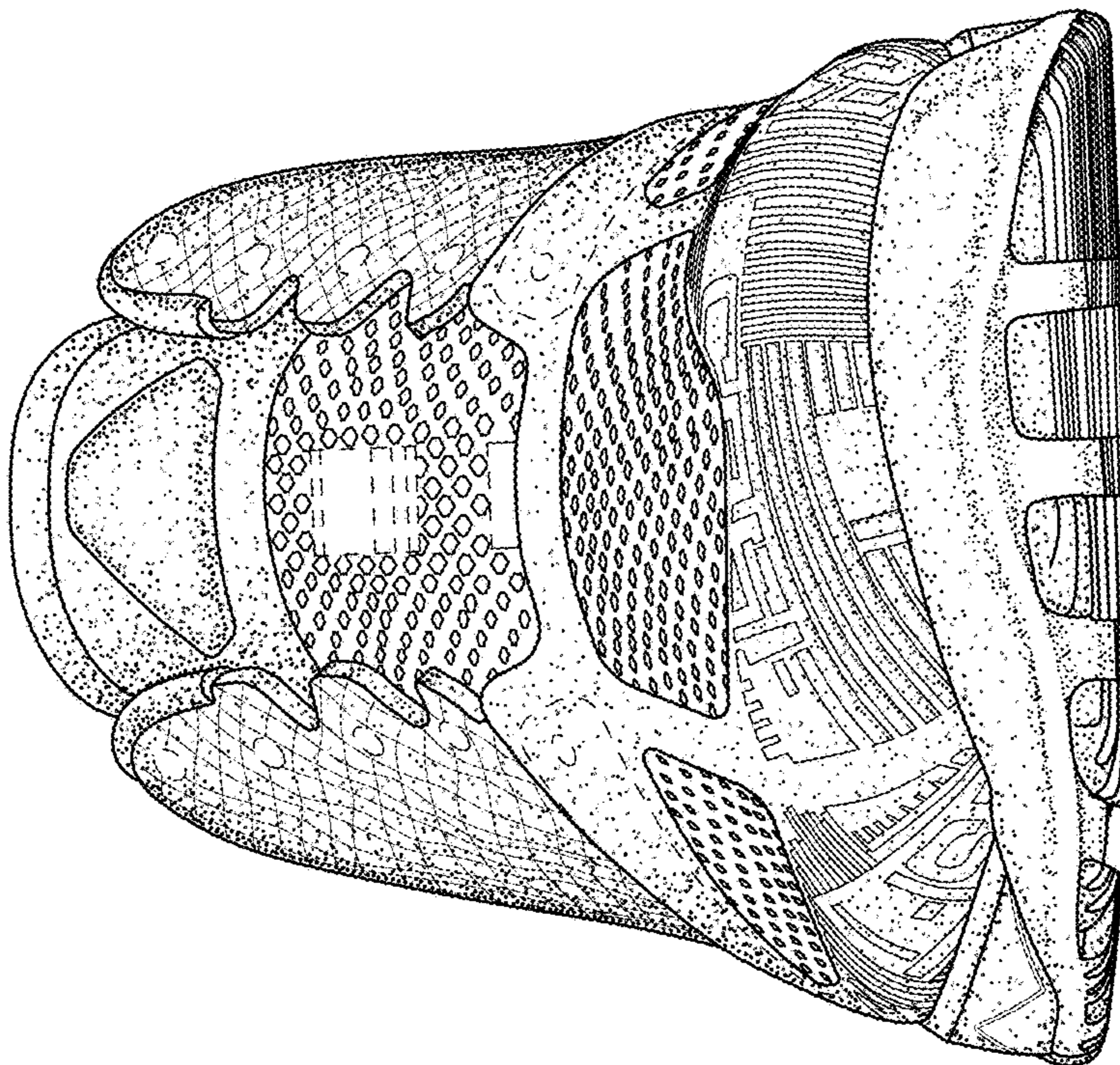


FIG. 6