



US00D805271S

(12) **United States Design Patent**  
**Urmanski**

(10) **Patent No.:** **US D805,271 S**

(45) **Date of Patent:** **\*\* Dec. 19, 2017**

(54) **SIMULATIVE BASEBALL STADIUM  
NOVELTY HAT**

(71) Applicant: **Fan Foam LLC**, De Pere, WI (US)

(72) Inventor: **David J. Urmanski**, De Pere, WI (US)

(73) Assignee: **Fan Foam LLC**, De Pere, WI (US)

(\*\*) Term: **15 Years**

(21) Appl. No.: **29/564,995**

(22) Filed: **May 17, 2016**

(51) **LOC (10) Cl.** ..... **02-03**

(52) **U.S. Cl.**

USPC ..... **D2/869**

(58) **Field of Classification Search**

USPC ..... D2/865, 866, 869, 870, 872, 873, 879,  
D2/880, 882, 891, 895; D25/1, 3, 7, 12,  
D25/16; 473/468

CPC ..... A42B 1/00; A42B 1/004; A63B 67/00;  
A63B 69/0002; E04B 1/00

See application file for complete search history.

(56) **References Cited**

**U.S. PATENT DOCUMENTS**

|              |         |                   |        |
|--------------|---------|-------------------|--------|
| D281,031 S   | 10/1985 | Gilligan          |        |
| D301,383 S   | 6/1989  | Pesta             |        |
| D336,357 S   | 6/1993  | Gravante          |        |
| D350,846 S   | 9/1994  | Cooper            |        |
| D353,036 S   | 12/1994 | Lackey            |        |
| D362,308 S * | 9/1995  | Thornberry        | D25/11 |
| D366,751 S   | 2/1996  | Gravante          |        |
| D369,232 S   | 4/1996  | Ma                |        |
| 5,708,983 A  | 1/1998  | Cross et al.      |        |
| D397,540 S   | 9/1998  | Chase             |        |
| D411,578 S * | 6/1999  | Silverman         | D2/869 |
| 6,000,063 A  | 12/1999 | Sullivan          |        |
| D418,278 S   | 1/2000  | Culliss et al.    |        |
| 6,012,174 A  | 1/2000  | Rech et al.       |        |
| D420,494 S   | 2/2000  | Eschbacher et al. |        |

|              |         |               |         |
|--------------|---------|---------------|---------|
| D421,174 S   | 2/2000  | Williams      |         |
| D450,912 S * | 11/2001 | Parsons       | D2/869  |
| D462,507 S   | 9/2002  | Bishop et al. |         |
| D502,588 S * | 3/2005  | Crews         | D2/869  |
| D626,789 S   | 11/2010 | Kelly et al.  |         |
| D672,694 S * | 12/2012 | Cooper, Sr.   | D12/159 |
| D673,758 S   | 1/2013  | Viafora       |         |
| D674,113 S   | 1/2013  | Jennings      |         |

\* cited by examiner

*Primary Examiner* — Karen E. Eldridge Powers

*Assistant Examiner* — Jasmine Mlinarcik

(74) *Attorney, Agent, or Firm* — Boyle Fredrickson, S.C.

(57) **CLAIM**

The ornamental design for a simulative baseball stadium novelty hat, as shown and described.

**DESCRIPTION**

FIG. 1 is a top isometric view of a simulative baseball stadium novelty hat;

FIG. 2 is a bottom isometric view of the simulative baseball stadium novelty hat of FIG. 1;

FIG. 3 is a top plan view of the simulative baseball stadium novelty hat of FIG. 1;

FIG. 4 is a bottom plan view of the simulative baseball stadium novelty hat of FIG. 1;

FIG. 5 is a first side elevation view of the simulative baseball stadium novelty hat of FIG. 1;

FIG. 6 is a second side elevation view of the simulative baseball stadium novelty hat of FIG. 1;

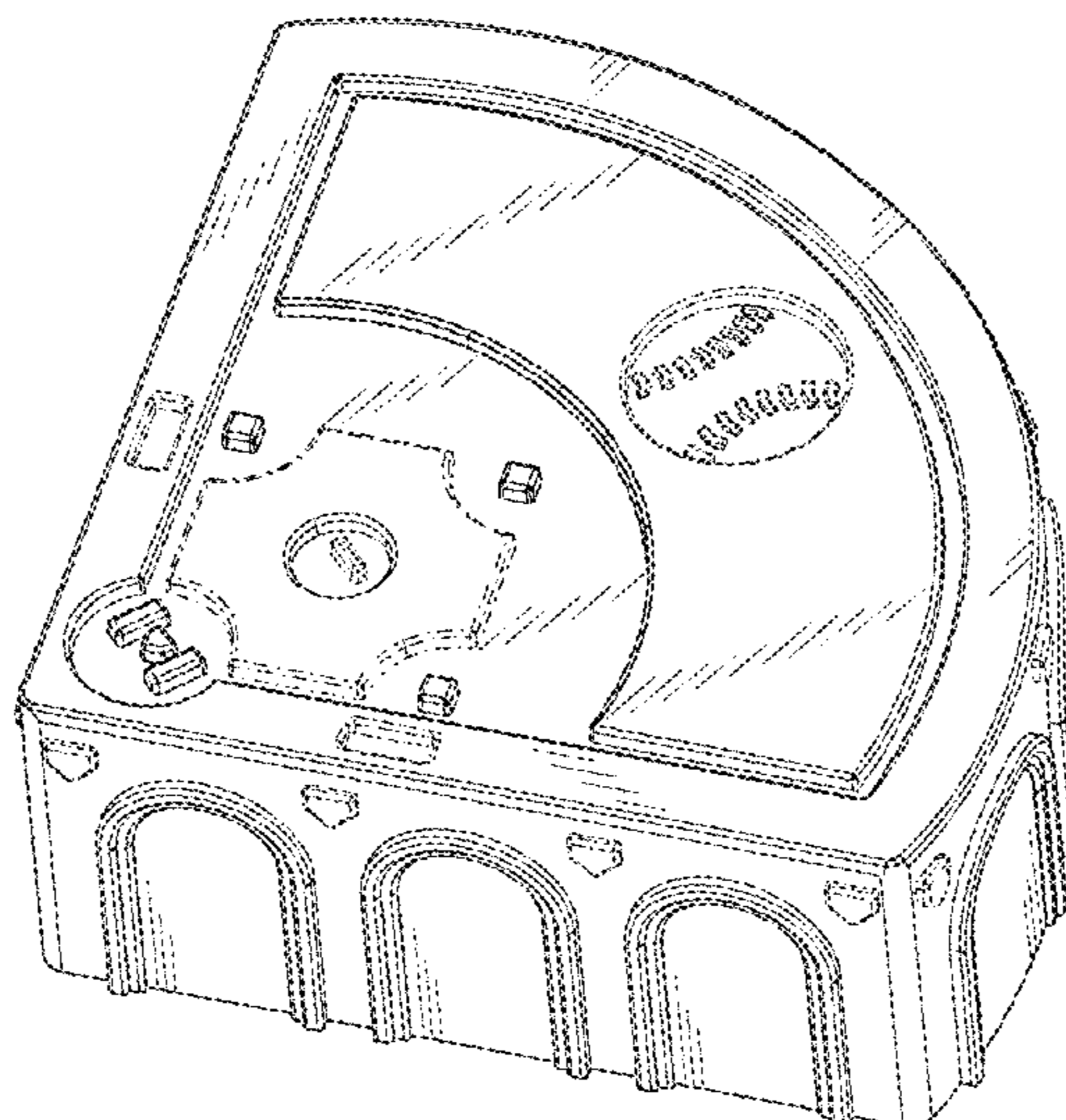
FIG. 7 is a front elevation view of the simulative baseball stadium novelty hat of FIG. 1;

FIG. 8 is a rear elevation view of the simulative baseball stadium novelty hat of FIG. 1; and,

FIG. 9 is an enlarged detail view of the baseball emblem on the simulative baseball stadium novelty hat of FIG. 1.

The broken lines represent environmental structure that forms no part of the claimed design.

**1 Claim, 9 Drawing Sheets**



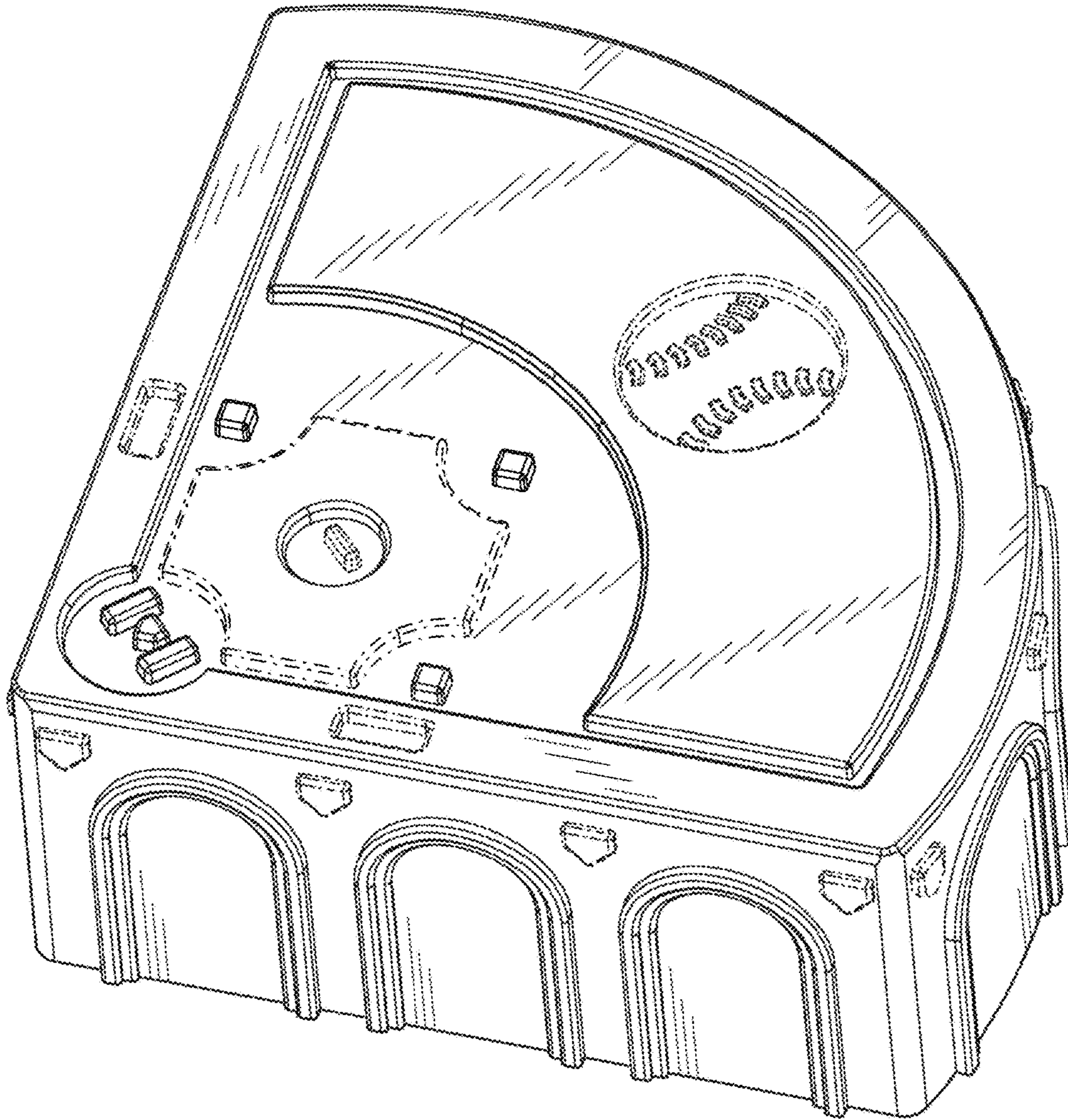


FIG. 1

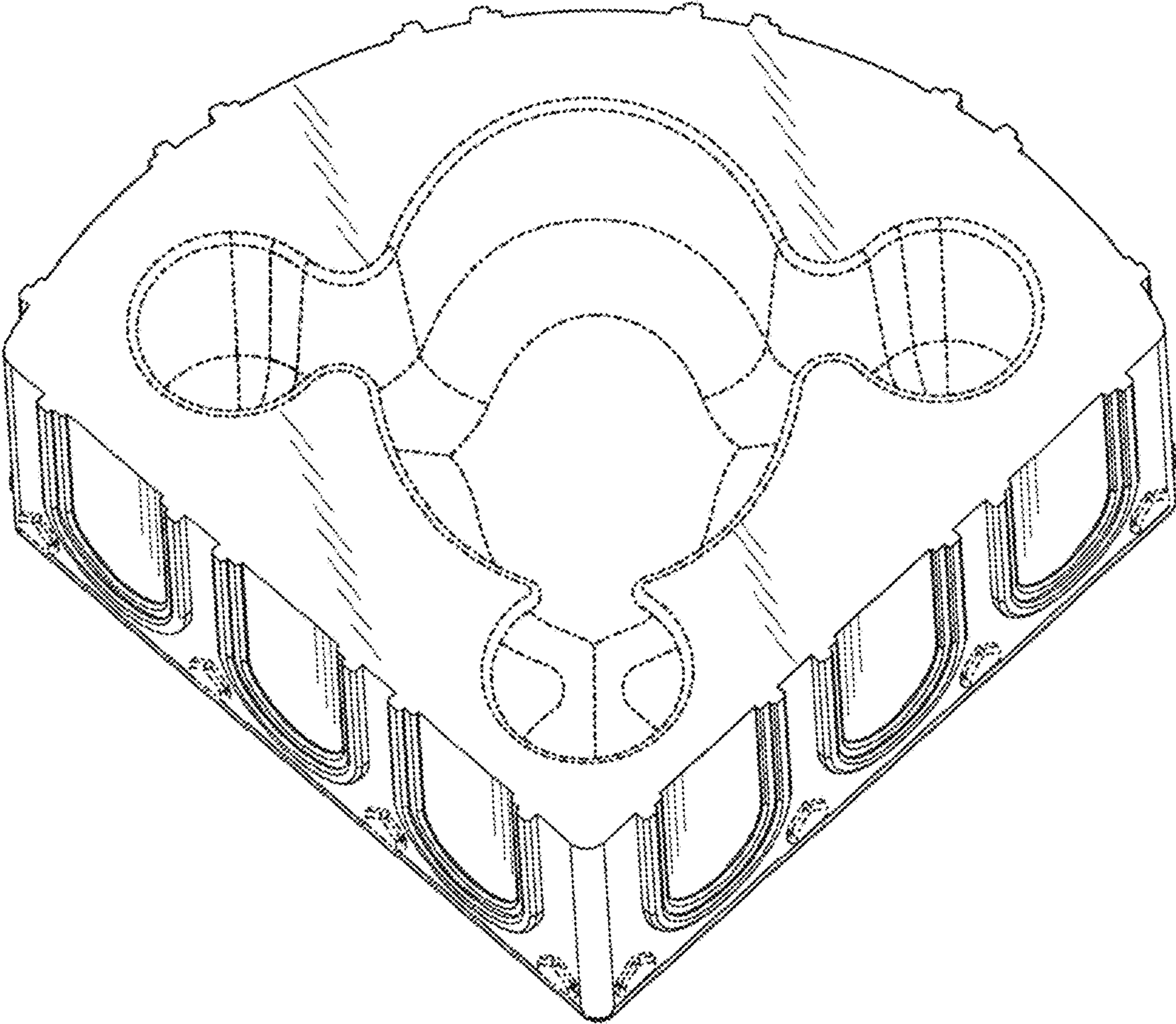


FIG. 2

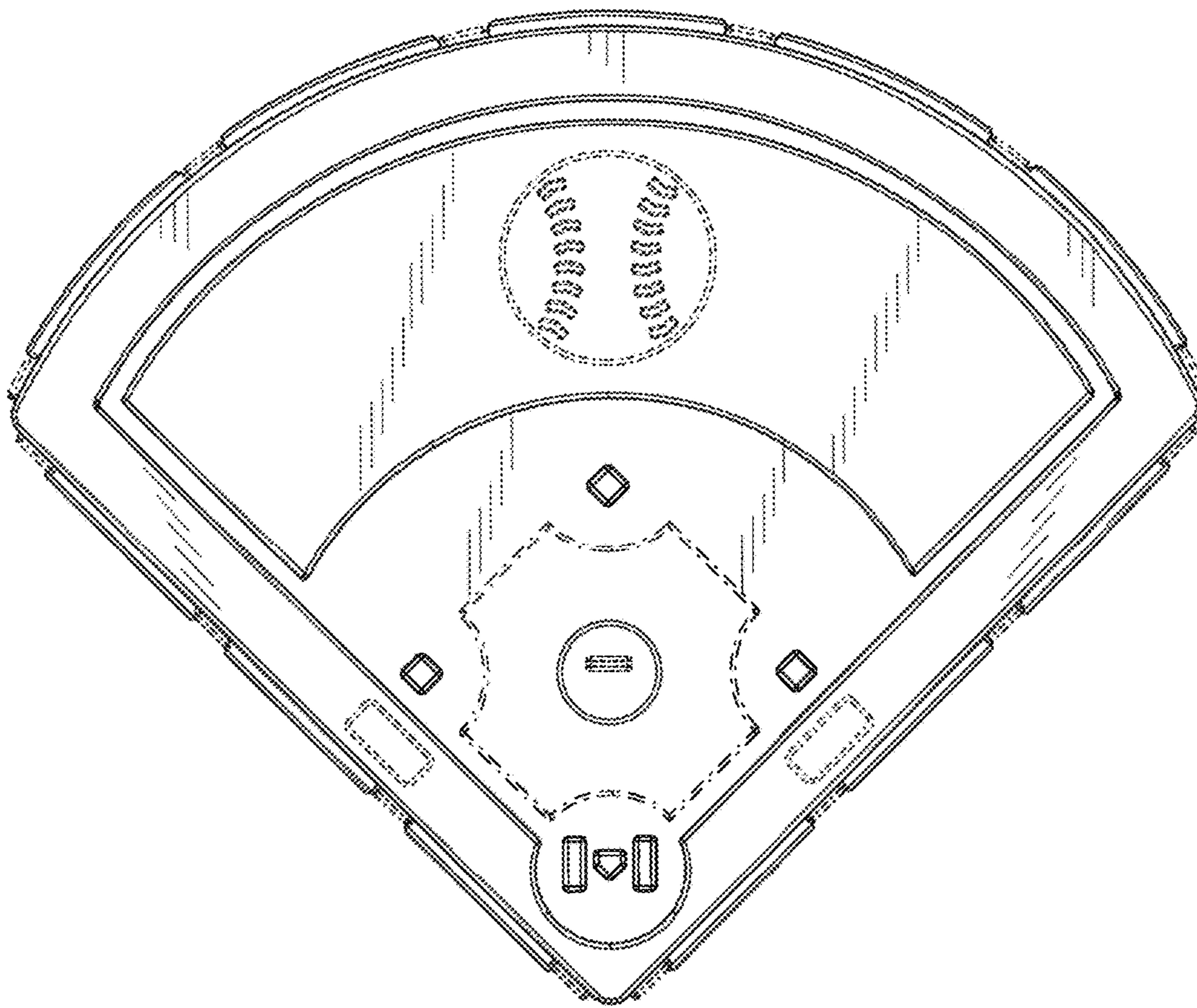


FIG. 3

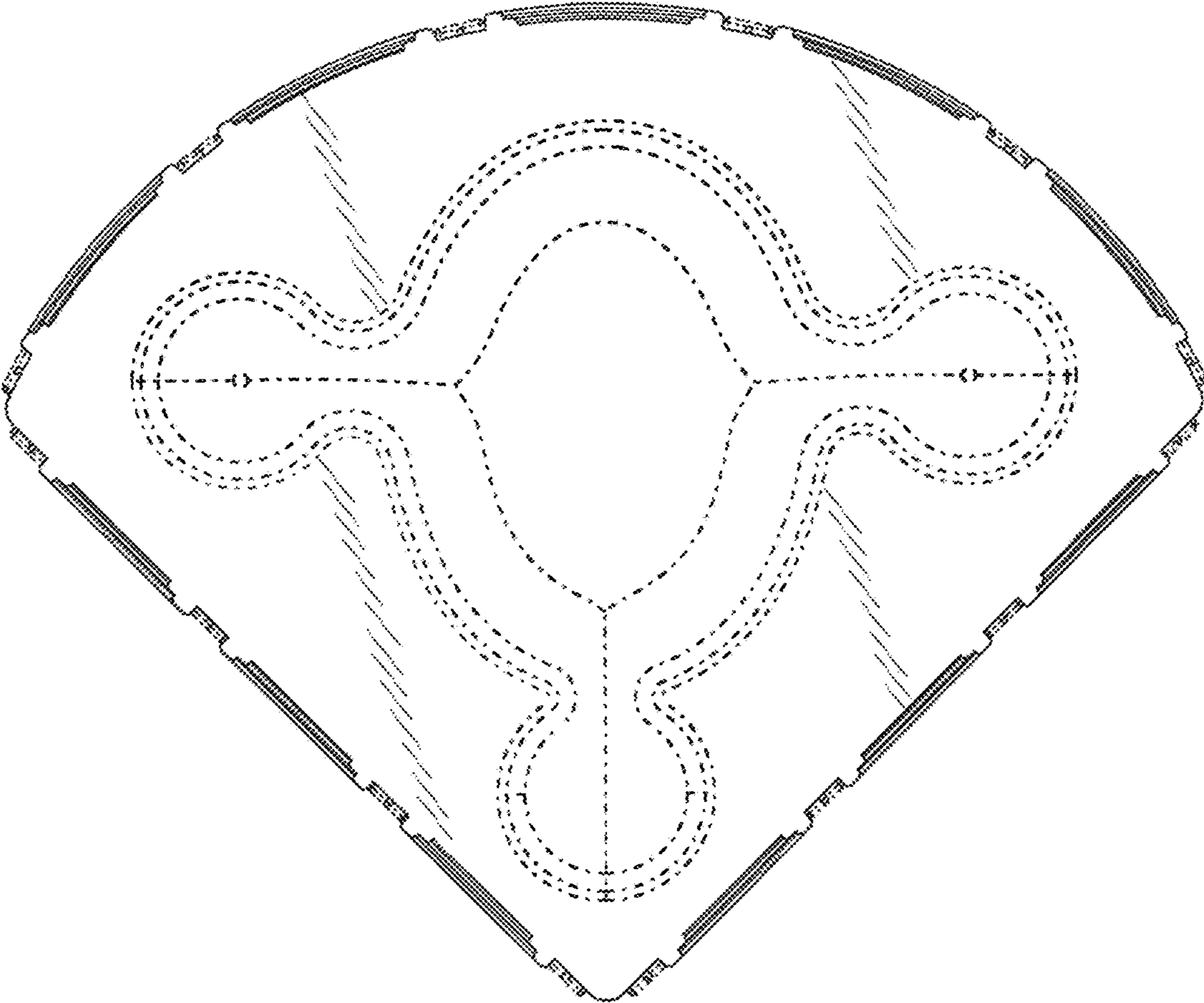


FIG. 4

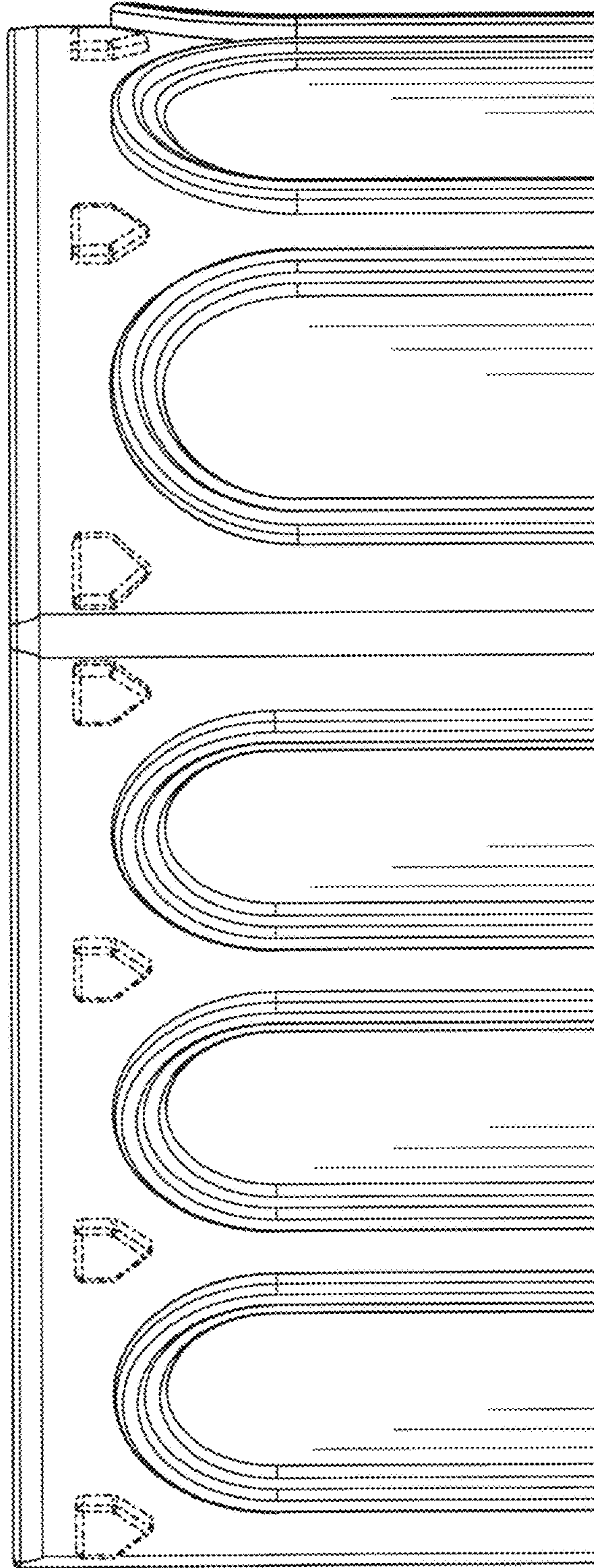


FIG. 5

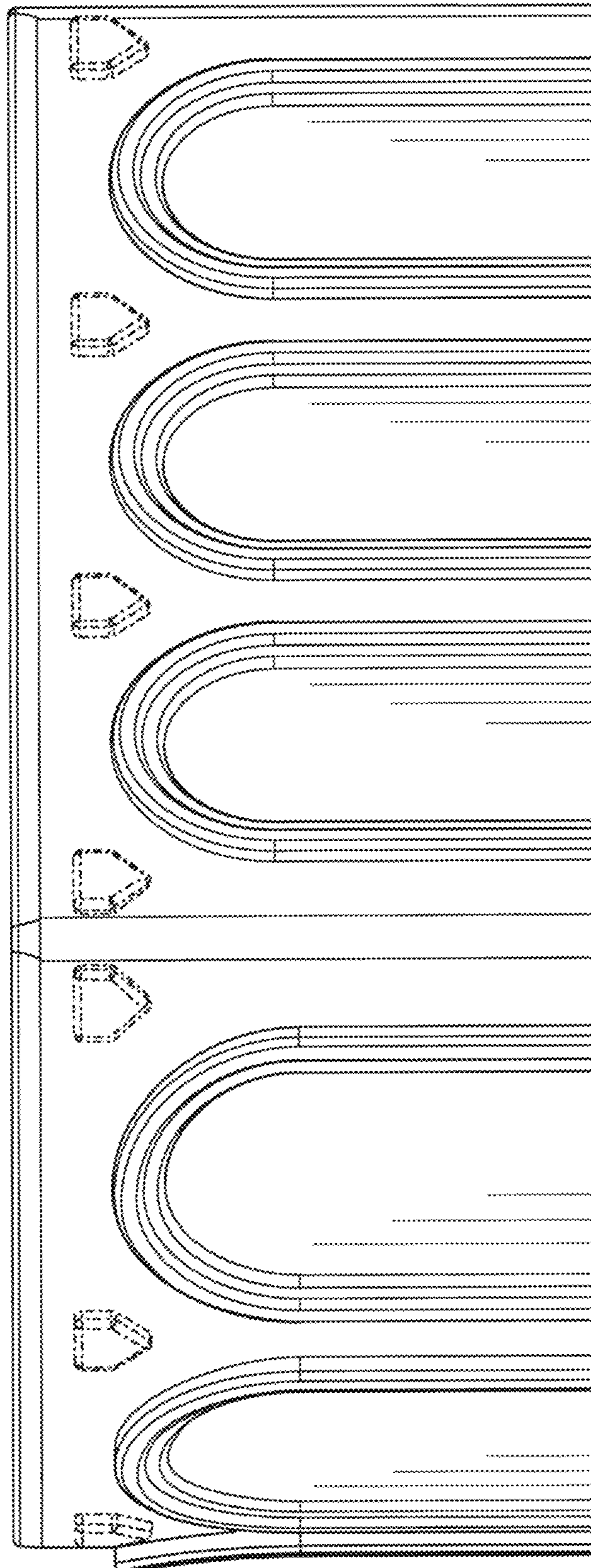


FIG. 6

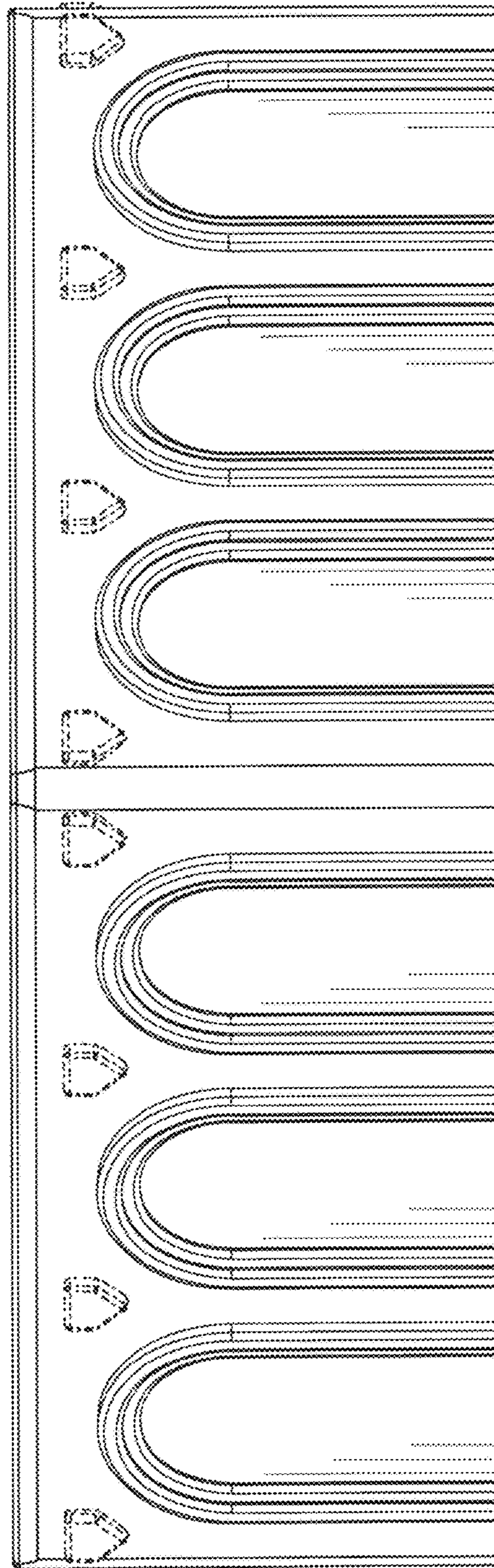


FIG. 7



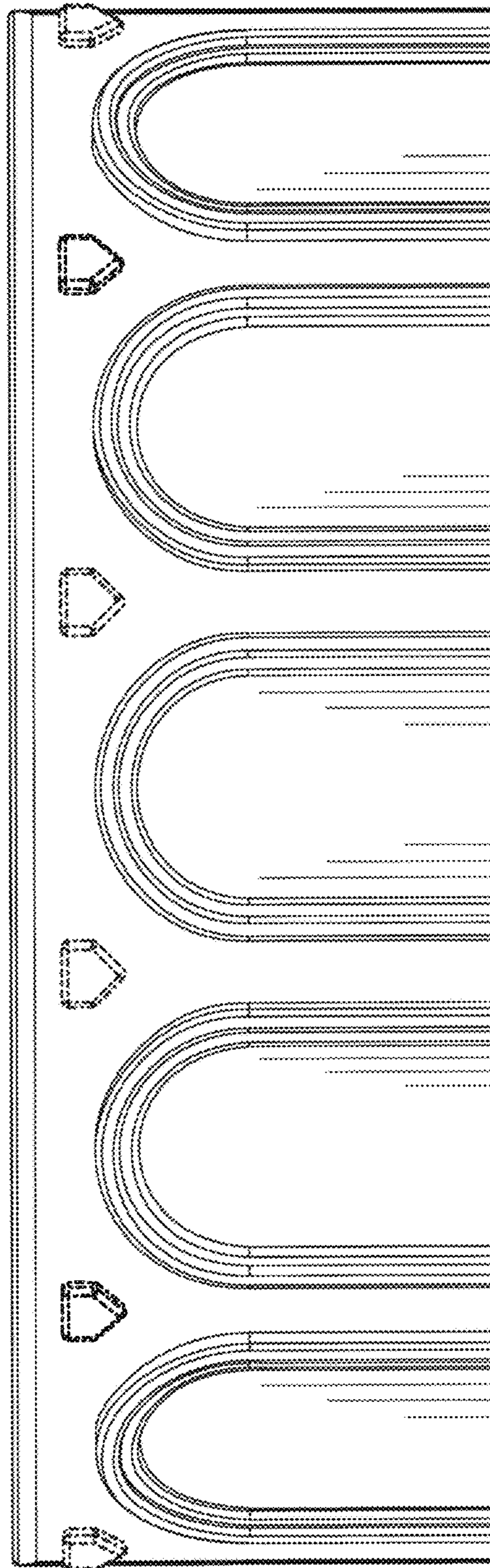


FIG. 8

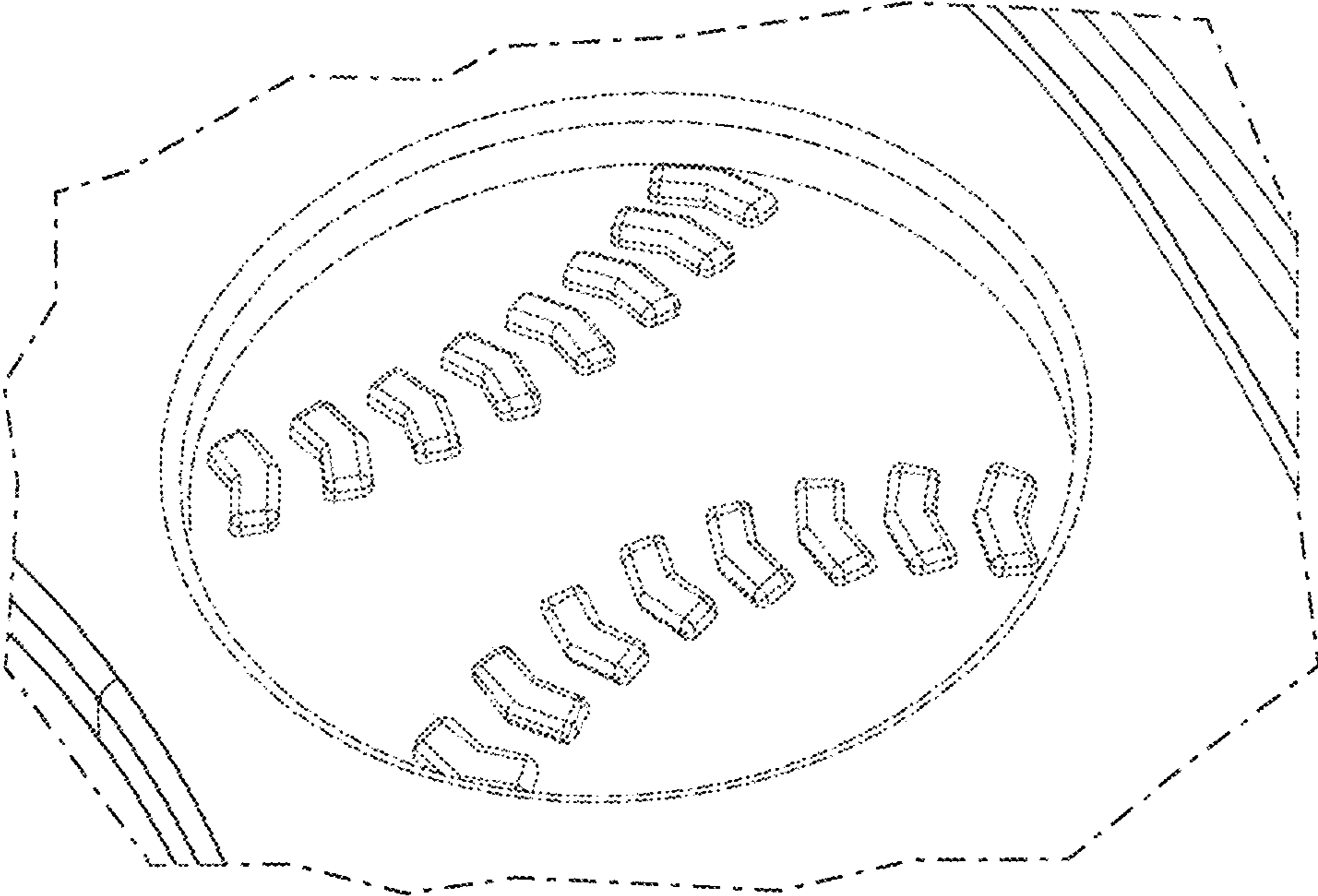


FIG. 9