



US00D805254S

(12) **United States Design Patent** (10) **Patent No.:** **US D805,254 S**
Lopez (45) **Date of Patent:** **** Dec. 12, 2017**

(54) **LEG STRAPS FOR SAFETY HARNESS**
(71) Applicant: **WERNER CO.**, Greenville, PA (US)
(72) Inventor: **Ivan D. Lopez**, Hermitage, PA (US)
(73) Assignee: **WERNER CO.**, Greenville, PA (US)
(**) Term: **15 Years**
(21) Appl. No.: **29/583,336**
(22) Filed: **Nov. 4, 2016**
(51) **LOC (10) Cl.** **29-02**
(52) **U.S. Cl.**
USPC **D29/101.1; D29/122**
(58) **Field of Classification Search**
USPC D29/100, 101.1, 101.2, 101.3, 101.4,
D29/101.5, 122; 2/1; D2/626, 628, 629,
D2/829; D3/215, 218, 219, 221, 226;
359/519
CPC A41D 1/00
See application file for complete search history.

8,292,028 B2 10/2012 Wise
8,321,972 B1 12/2012 Vetter
8,336,506 B2 12/2012 Zimmerman
8,443,937 B2 5/2013 Mordecai et al.
8,678,134 B2 3/2014 Wood
8,858,408 B2 10/2014 DeMeo
D743,628 S * 11/2015 Millington D29/101.1
9,174,071 B2 11/2015 Seman et al.
2005/0192159 A1 9/2005 Jackson et al.
2006/0102423 A1 5/2006 Lang et al.
2009/0159365 A1 6/2009 O'Brien
2009/0178194 A1 7/2009 Story

(Continued)

Primary Examiner — Randall Gholson
(74) *Attorney, Agent, or Firm* — Eckert Seamans Cherin & Mellott, LLC; Nathaniel C. Wilks

(57) **CLAIM**

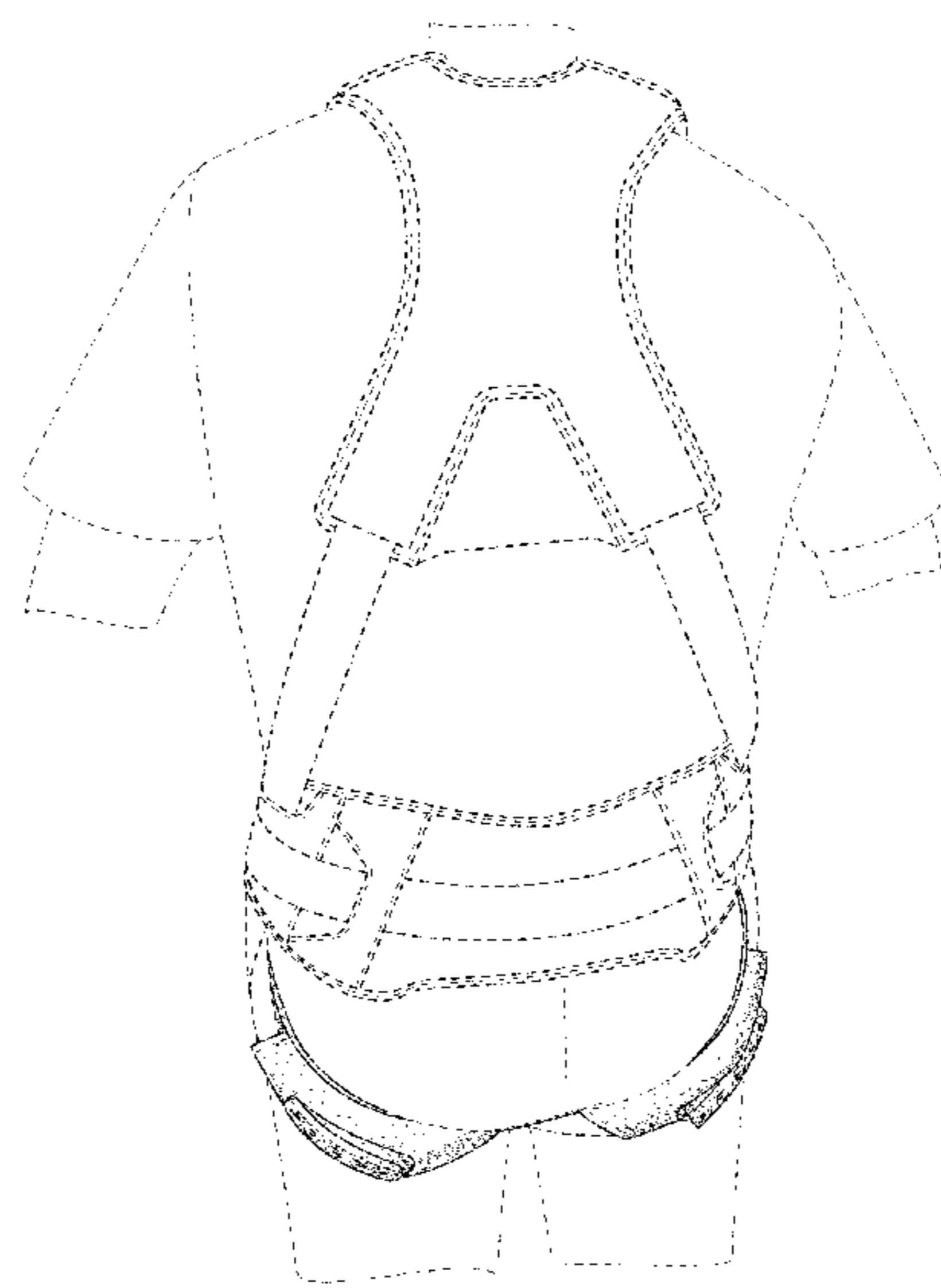
The ornamental design for a leg straps for safety harness, as shown and described.

DESCRIPTION

FIG. 1 is an rear-upper left perspective view of an embodiment of the legs straps for safety harness positioned on a user;
FIG. 2 is a front elevational view thereof;
FIG. 3 is a rear elevational view thereof;
FIG. 4 is a left side elevational view thereof;
FIG. 5 is a right side elevational view thereof;
FIG. 6 is a front elevational view of the leg straps for safety harness; and,
FIG. 7 is a rear elevational view of the leg straps for safety harness shown in FIG. 6.
FIGS. 6 and 7 illustrate alternate views for clarity of disclosure.
The broken lines are for illustration of the boundary between claimed subject matter and unclaimed subject matter and for illustration of environmental subject matter only and form no part of the claimed design.

(56) **References Cited**
U.S. PATENT DOCUMENTS
5,080,191 A 1/1992 Sanchez
5,220,976 A 6/1993 Gunter
6,290,111 B1 9/2001 Hedenberg et al.
6,378,465 B1 4/2002 Austin
7,066,181 B2 * 6/2006 West A61H 3/008
128/869
7,210,707 B2 5/2007 Schroth
7,490,610 B2 * 2/2009 Franklin A62B 35/0025
128/869
D640,008 S * 6/2011 Johnson D29/101.2
D641,524 S * 7/2011 Graham D29/101.4
7,979,919 B2 * 7/2011 Joran A62B 35/0018
2/69
8,061,479 B2 11/2011 Harris, Jr.
8,177,025 B2 5/2012 Lang et al.
8,235,173 B2 8/2012 Kopp

1 Claim, 6 Drawing Sheets



(56)

References Cited

U.S. PATENT DOCUMENTS

2010/0089694 A1 4/2010 Paul
2011/0174572 A1 7/2011 Myers
2012/0217090 A1 8/2012 Green
2013/0048419 A1 2/2013 Nichols
2013/0205466 A1 8/2013 Arnold
2015/0060195 A1 3/2015 Sharp et al.
2015/0165247 A1 6/2015 Mursu et al.

* cited by examiner

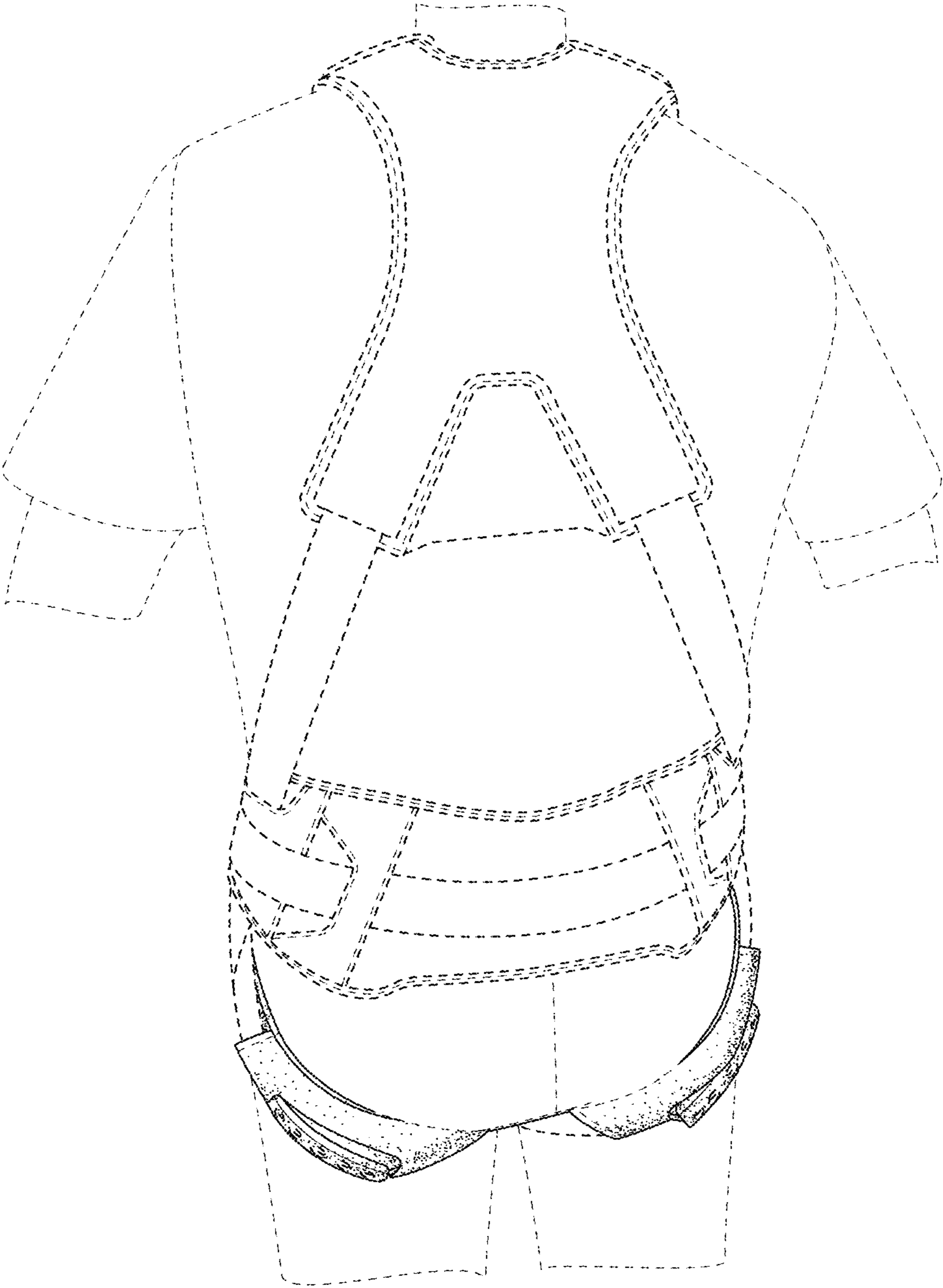


FIG. 1

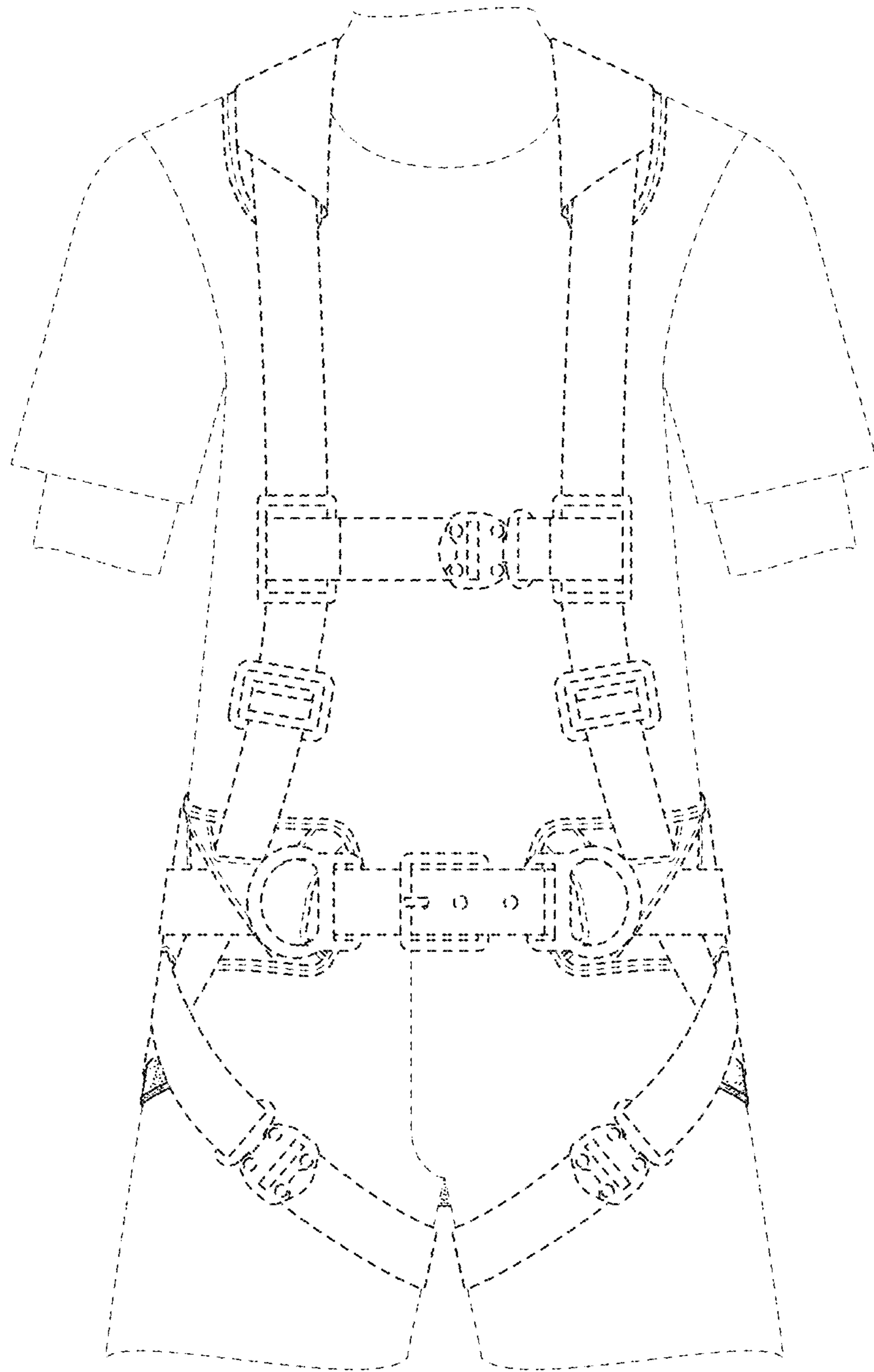


FIG. 2

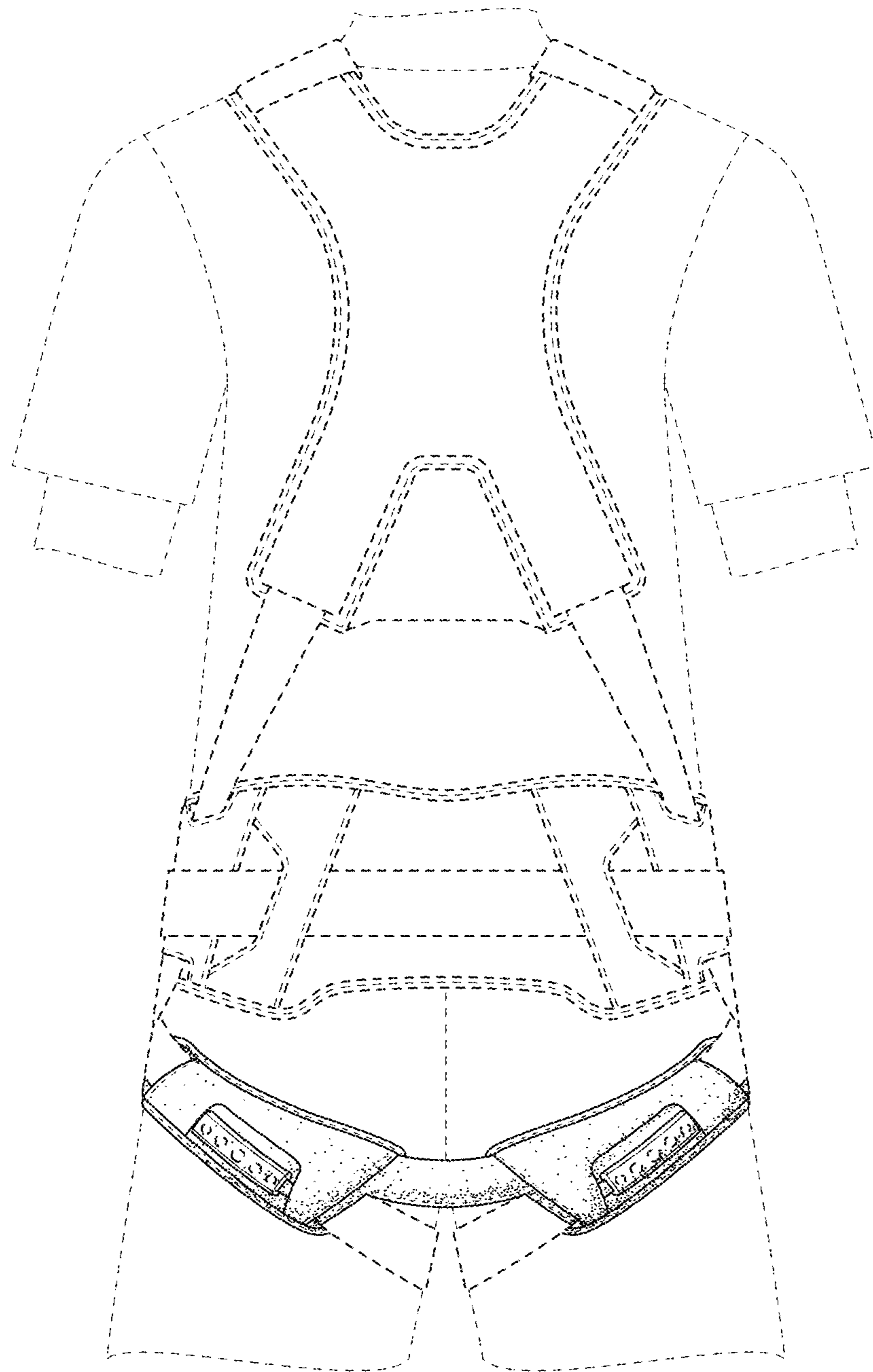


FIG. 3

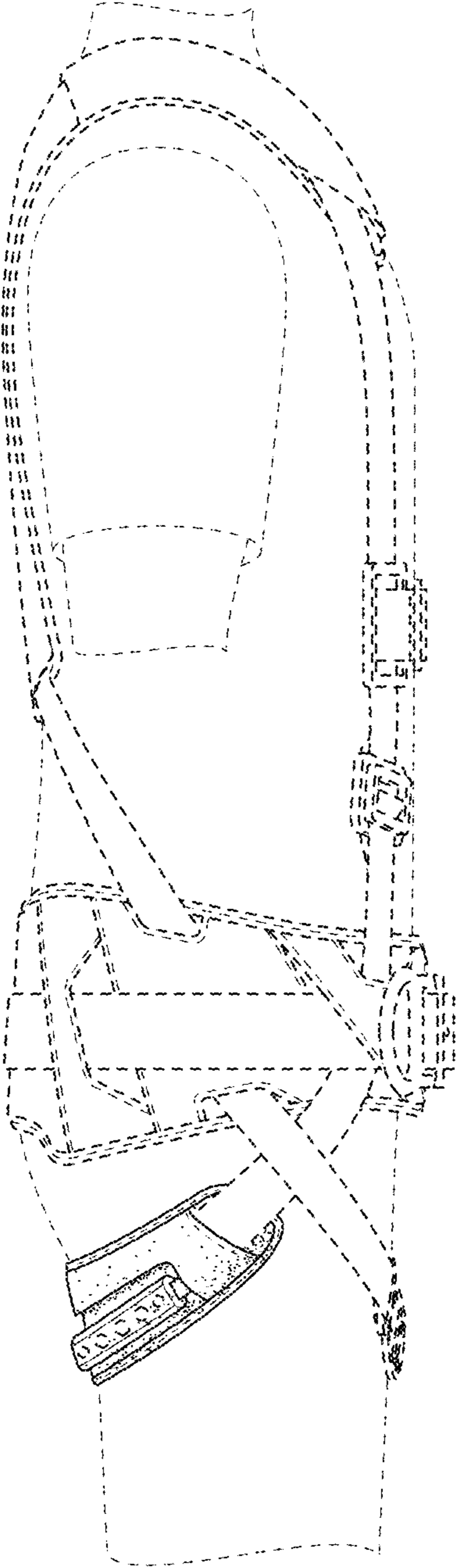


FIG. 4

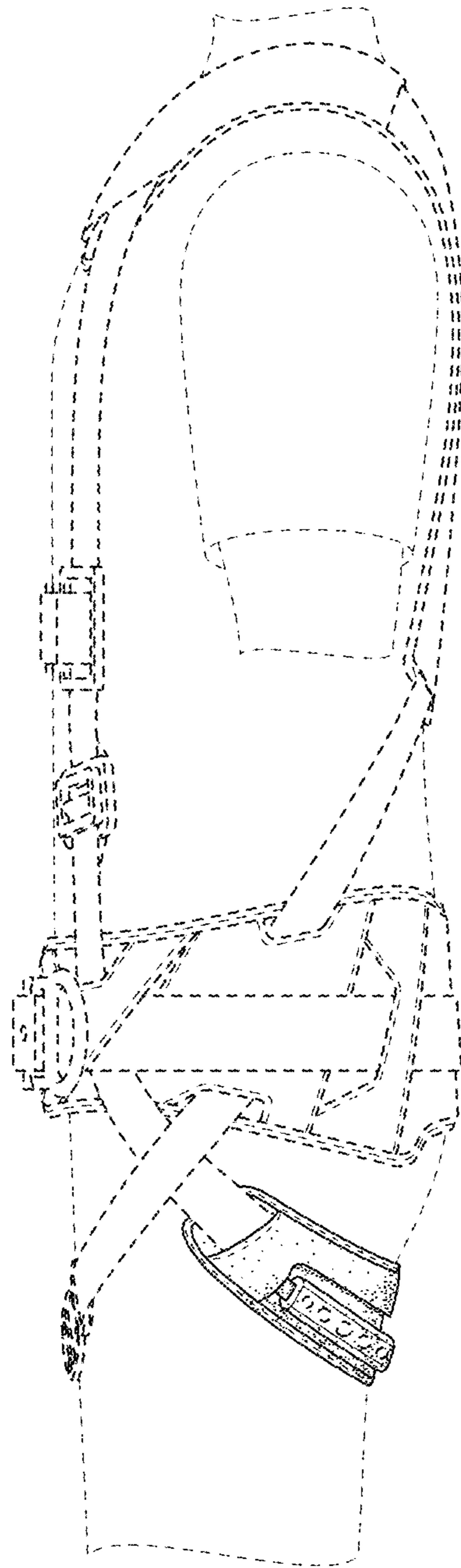


FIG. 5




FIG. 6




FIG. 7