



US00D805251S

(12) **United States Design Patent** (10) **Patent No.:** **US D805,251 S**
Newlin (45) **Date of Patent:** **** Dec. 12, 2017**

- (54) **RAZOR HANDLE**
- (71) Applicant: **Harry's, Inc.**, New York, NY (US)
- (72) Inventor: **Scott Newlin**, Brooklyn, NY (US)
- (73) Assignee: **Harry's, Inc.**, New York, NY (US)
- (**) Term: **15 Years**
- (21) Appl. No.: **29/556,973**
- (22) Filed: **Mar. 4, 2016**
- (51) **LOC (10) Cl.** **28-03**
- (52) **U.S. Cl.**
USPC **D28/48**
- (58) **Field of Classification Search**
USPC D28/44, 45-48
CPC B26B 21/54-21/60; B26B 21/00-21/06;
B26B 21/08-21/125; B26B 21/14-21/20;
B26B 21/22-21/24; B26B 21/28; B26B
21/30-21/32; B26B 21/34-21/38; B26B
21/40-21/4031; B26B 21/4043; B26B
21/4062; B26B 21/4068-21/4075; B26B
21/44-21/443; B26B 21/52-21/528
See application file for complete search history.

- (56) **References Cited**
U.S. PATENT DOCUMENTS
D632,433 S * 2/2011 Nakasuka D28/48
D669,219 S * 10/2012 Otsuka D28/47
D674,551 S * 1/2013 Barrow D28/48

- D699,394 S * 2/2014 Woon D28/46
- D700,996 S * 3/2014 Lee D28/48
- D704,890 S * 5/2014 Sturge D28/61
- 2008/0201966 A1 * 8/2008 Psimadas B26B 21/522
30/526

* cited by examiner

Primary Examiner — Jennifer Rivard

(74) *Attorney, Agent, or Firm* — Florek & Endres PLLC

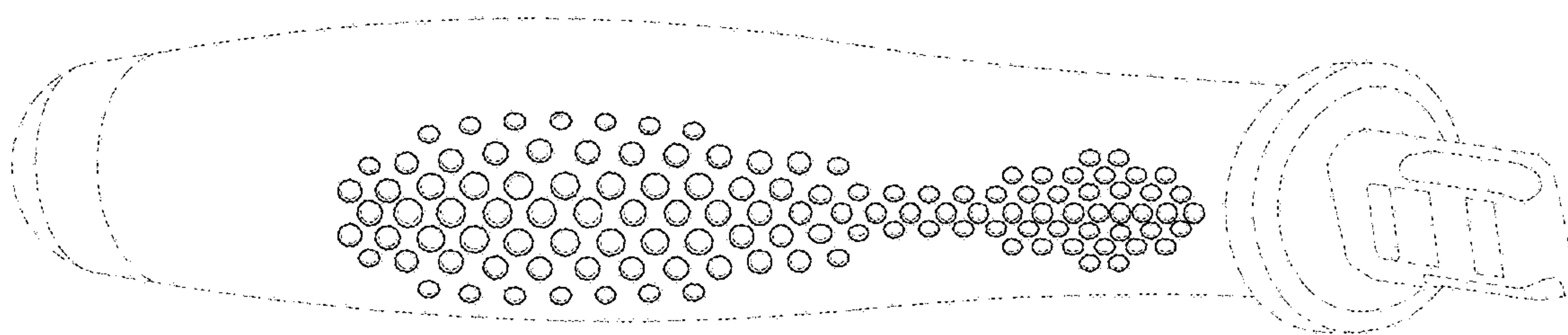
(57) **CLAIM**

I claim the ornamental design for a razor handle, as shown and described.

DESCRIPTION

FIG. 1 is a bottom perspective view of the razor handle of the present invention.
 FIG. 2 is a top perspective view of the razor handle of the present invention.
 FIG. 3 is a top plan view of the razor handle of the present invention.
 FIG. 4 is a bottom plan view of the razor handle of the present invention.
 FIG. 5 is a right side elevation view of the razor handle of the present invention.
 FIG. 6 is a left side elevation view of the razor handle of the present invention.
 FIG. 7 is a front elevation view of the razor handle of the present invention; and,
 FIG. 8 is a rear elevation view of the razor handle of the present invention.
 The broken lines illustrate portions of the razor handle and form no part of the claimed design.

1 Claim, 8 Drawing Sheets



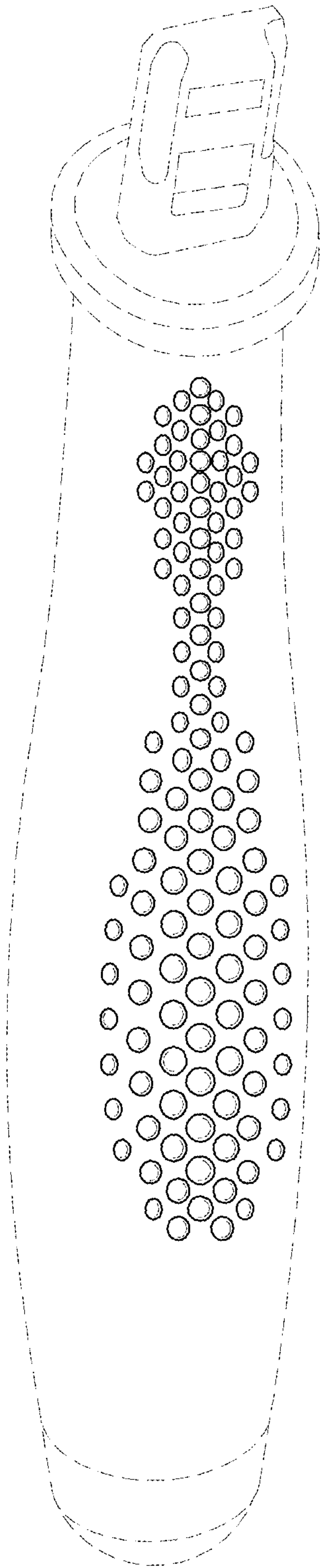


FIG. 1




FIG. 2




FIG. 3

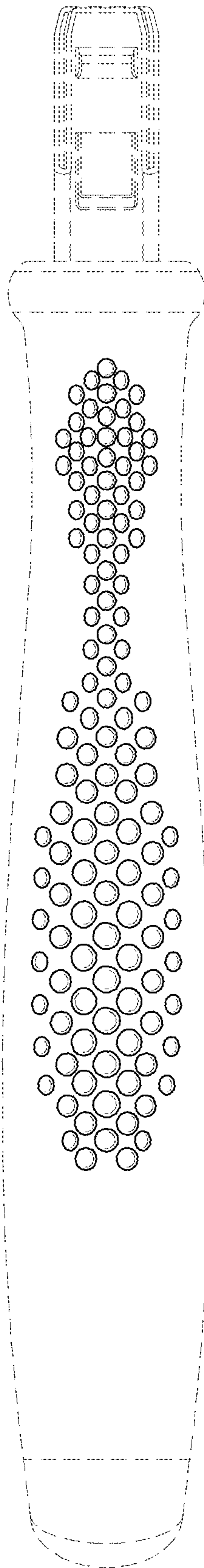


FIG. 4




FIG. 5




FIG. 6

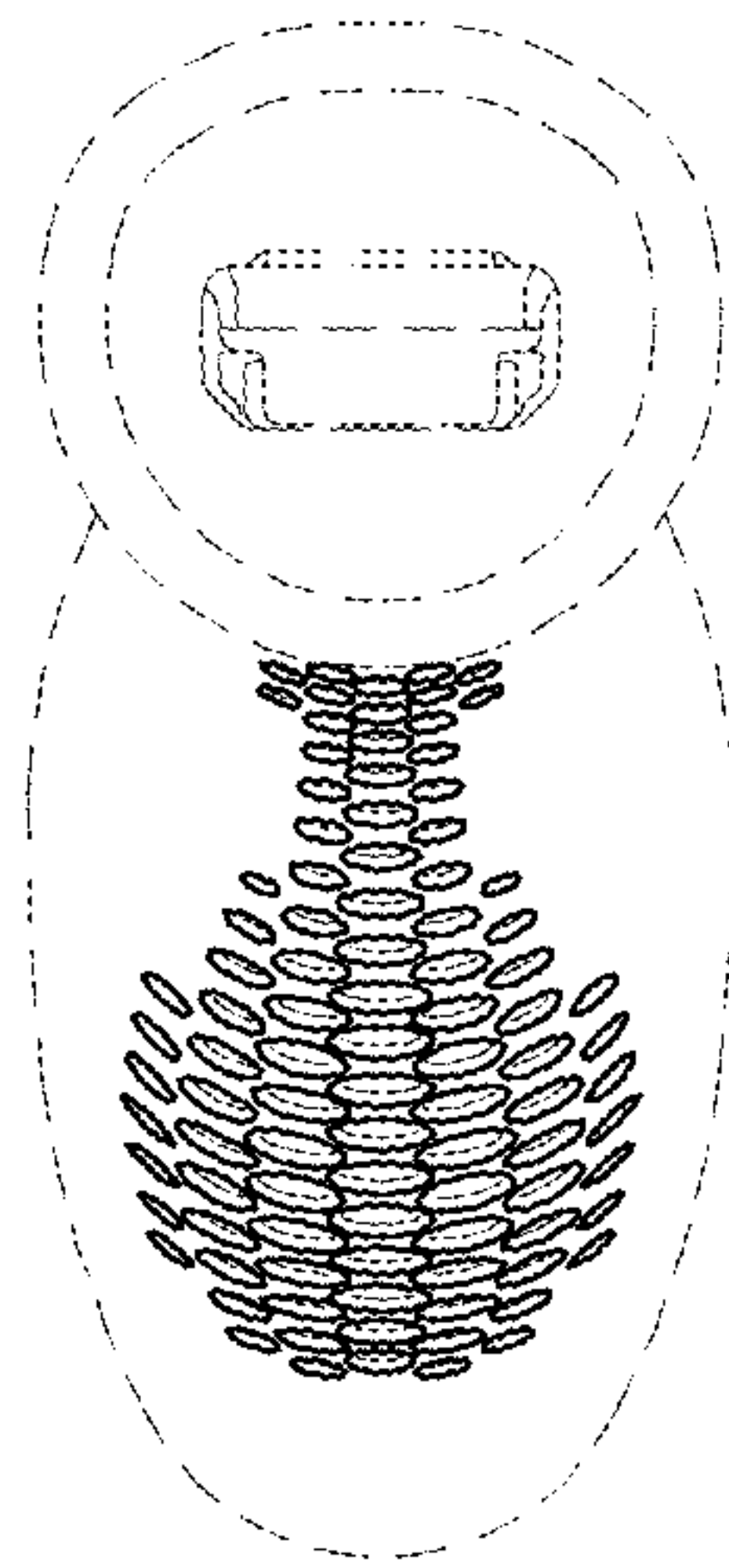


FIG. 7

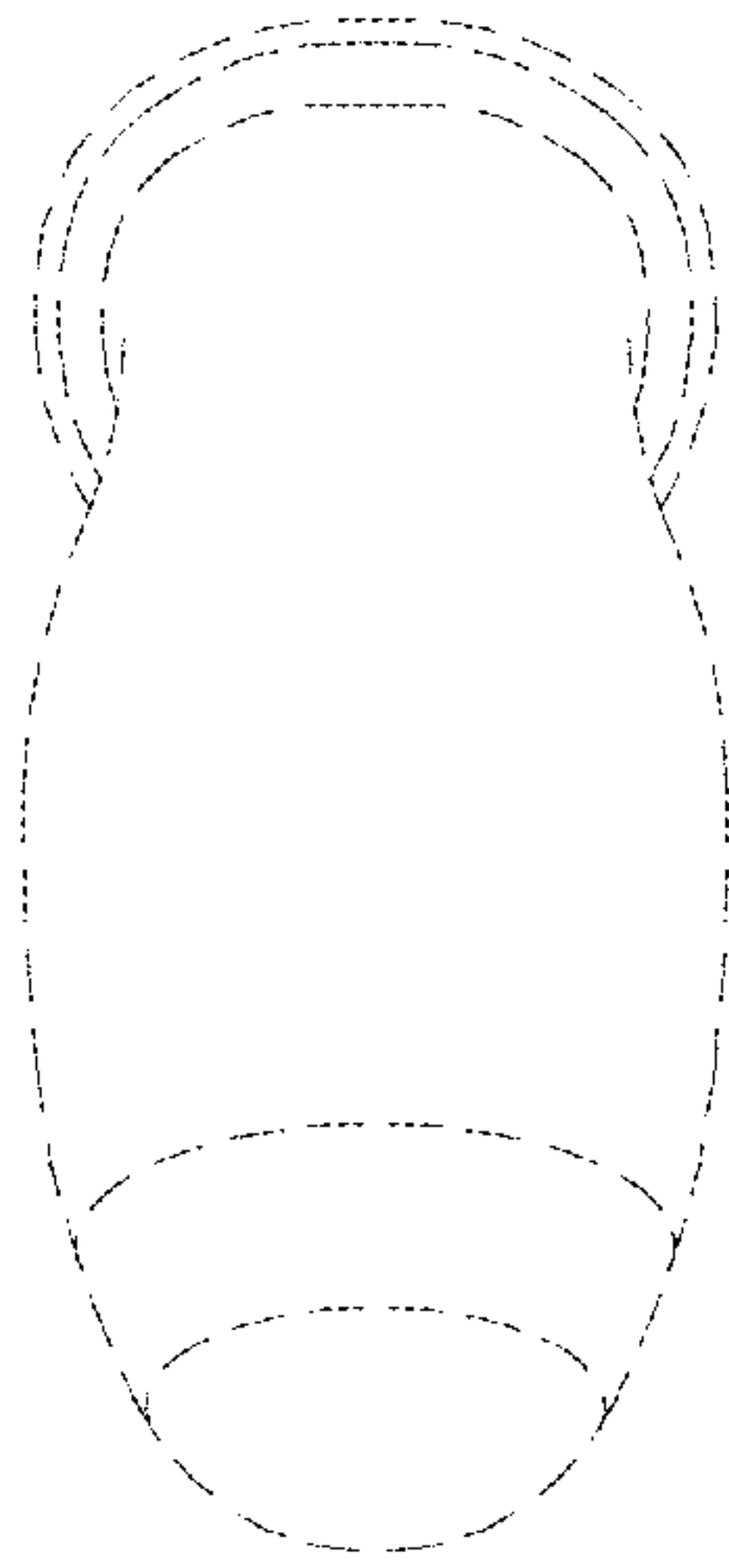


FIG. 8