



US00D805248S

(12) **United States Design Patent** (10) **Patent No.:** **US D805,248 S**  
**Chen et al.** (45) **Date of Patent:** **\*\* Dec. 12, 2017**

(54) **ELECTRONIC CIGARETTE ATOMIZER**

8,833,364 B2 \* 9/2014 Buchberger ..... A61M 11/041  
128/200.14

(71) Applicant: **Smiss Technology Co., Ltd**, Shenzhen, Guangdong (CN)

D720,095 S \* 12/2014 Alima ..... D27/101

D720,881 S \* 1/2015 Liu ..... D27/101

D721,202 S \* 1/2015 Liu ..... D27/101

(72) Inventors: **Jiatai Chen**, Guangdong (CN); **Huina Zhang**, Guangdong (CN)

D730,571 S \* 5/2015 Chen ..... D27/101

D751,249 S \* 3/2016 Chen ..... D27/101

D753,338 S \* 4/2016 Chen ..... D27/162

D764,703 S \* 8/2016 Liu ..... D27/101

(73) Assignee: **SMISS TECHNOLOGY CO., LTD**, Shenzhen, Guangdong (CN)

D775,762 S \* 1/2017 Chen ..... D27/101

D778,492 S \* 2/2017 Liu ..... D27/101

D780,372 S \* 2/2017 Liu ..... D27/101

D785,859 S \* 5/2017 Pang ..... D27/101

(\*\*) Term: **15 Years**

D788,362 S \* 5/2017 Qiu ..... D27/101

D790,766 S \* 6/2017 Li ..... D27/163

(21) Appl. No.: **29/585,791**

\* cited by examiner

(22) Filed: **Nov. 29, 2016**

*Primary Examiner* — Susan Bennett Hattan

*Assistant Examiner* — Rebecca Tsehaye

(30) **Foreign Application Priority Data**

(74) *Attorney, Agent, or Firm* — Ladas & Parry LLP

Oct. 11, 2016 (CN) ..... 2016 3 0499209

(51) **LOC (10) Cl.** ..... **27-02**

(52) **U.S. Cl.**

USPC ..... **D27/170**

(58) **Field of Classification Search**

USPC ..... D27/101, 106, 108, 163, 165, 169, 172,  
D27/174, 175, 183, 186–190, 193, 195,  
D27/131, 141, 142, 152, 153, 160;  
D24/110; 131/273, 274, 191, 328–330;  
128/202.21, 203.12

CPC .... A24F 47/002; A24F 47/004; A24F 47/006;  
A24F 47/008; A61M 15/06

See application file for complete search history.

(56) **References Cited**

U.S. PATENT DOCUMENTS

D346,878 S \* 5/1994 Gee ..... D27/194

D649,708 S \* 11/2011 Oneil ..... D27/163

(57) **CLAIM**

The ornamental design for an electronic cigarette atomizer, as shown and described.

**DESCRIPTION**

FIG. 1 is a front elevational view of an electronic cigarette atomizer showing my new design;

FIG. 2 is a rear elevational view thereof;

FIG. 3 is a left side elevational view thereof;

FIG. 4 is a right side elevational view thereof;

FIG. 5 is a top plan view thereof;

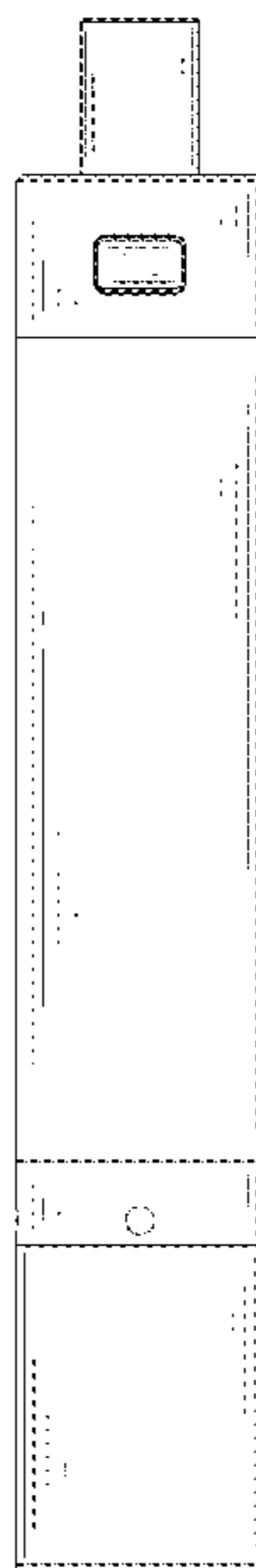
FIG. 6 is a bottom plan view thereof;

FIG. 7 is a perspective view thereof; and,

FIG. 8 is another perspective view thereof.

The broken lines in the drawings depict parts of the electronic cigarette atomizer that form no part of the claimed design.

**1 Claim, 7 Drawing Sheets**






FIG. 1




FIG. 2




FIG. 3




FIG. 4

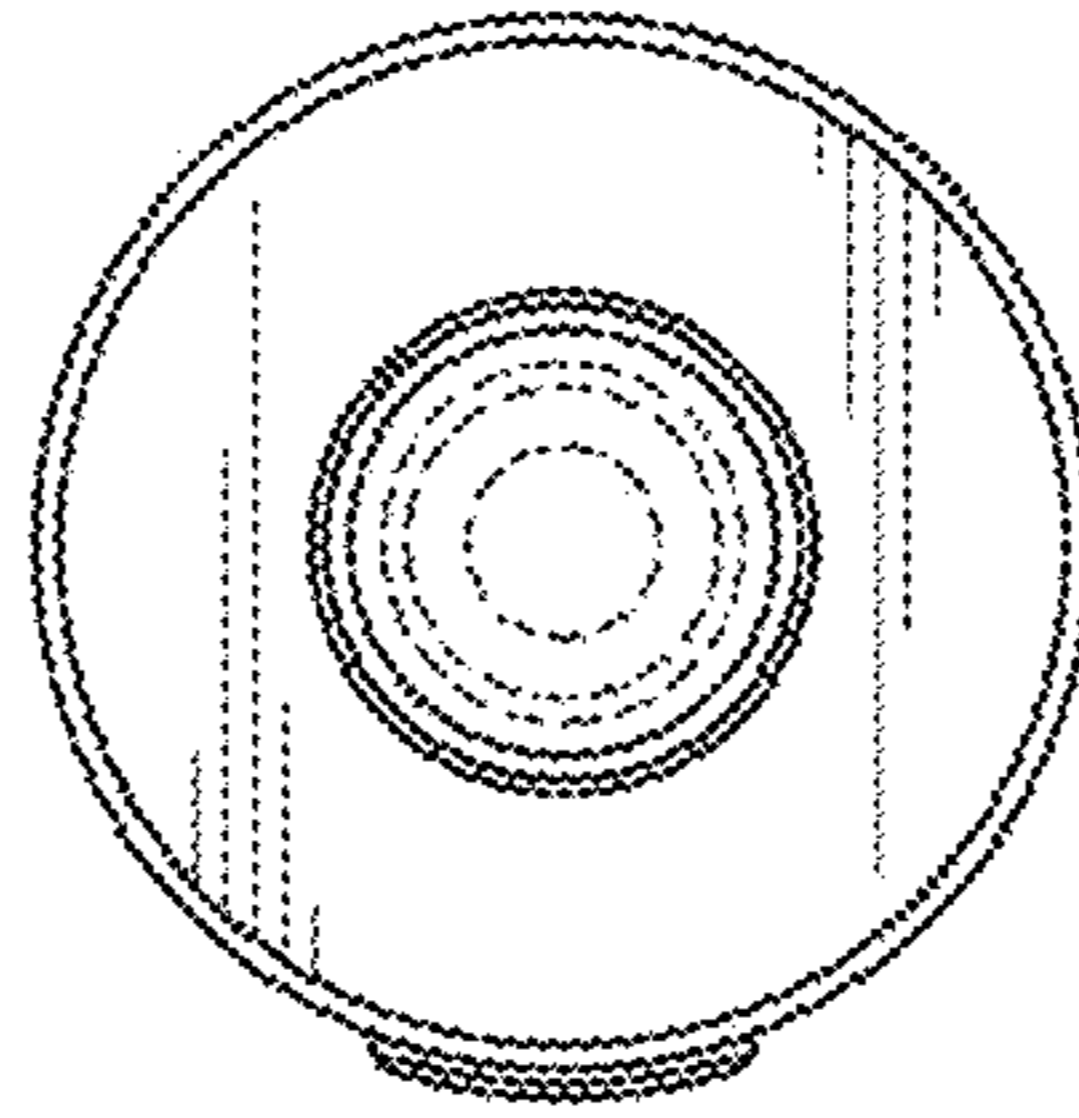


FIG. 5

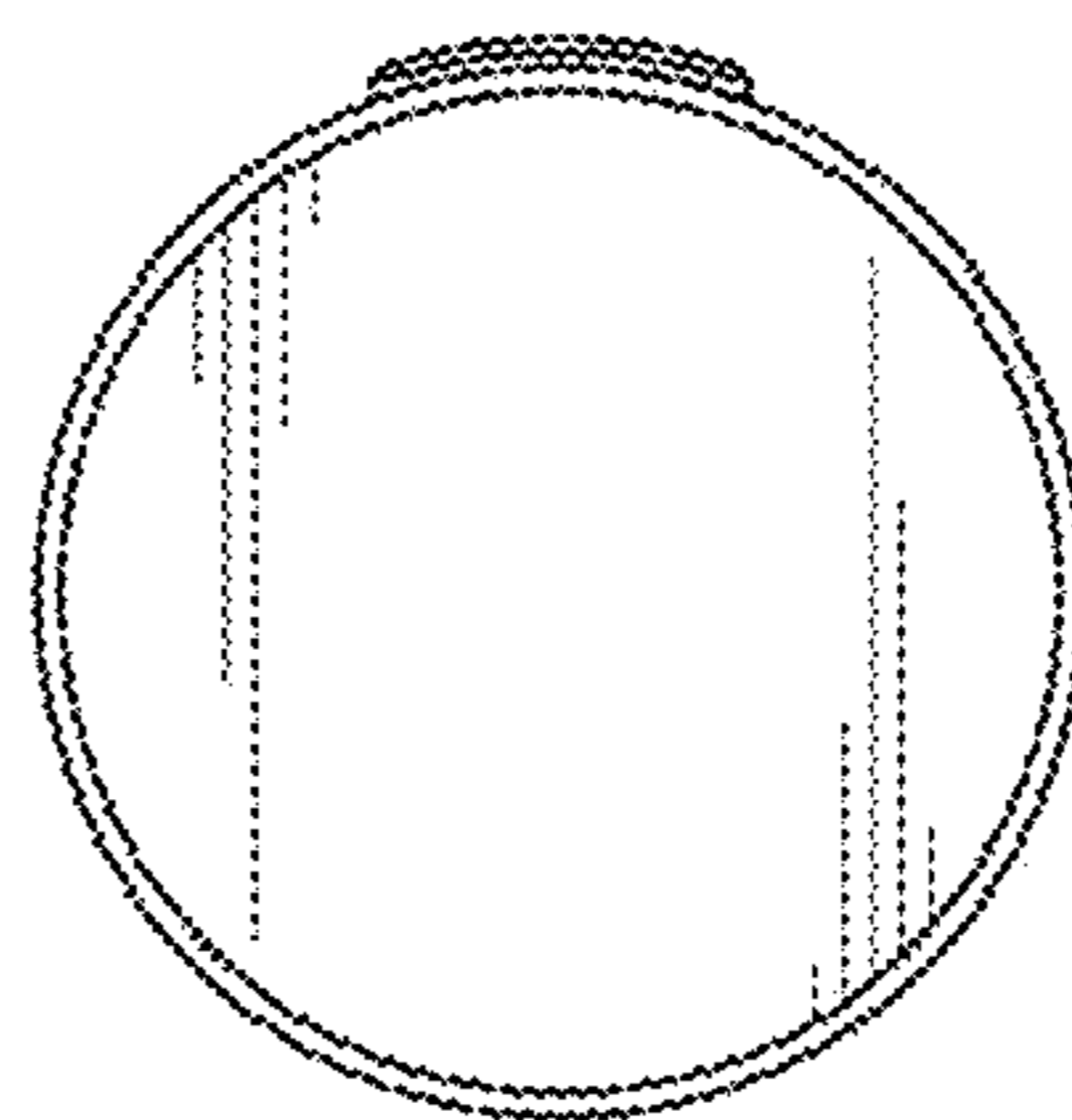


FIG. 6




FIG. 7




FIG. 8