



US00D805212S

(12) **United States Design Patent**
Crumitie

(10) **Patent No.:** **US D805,212 S**

(45) **Date of Patent:** **** Dec. 12, 2017**

(54) **PREGNANCY TEST DEVICE**

(71) Applicant: **Angela Renee Crumitie**, Ocoee, FL
(US)

(72) Inventor: **Angela Renee Crumitie**, Ocoee, FL
(US)

(**) Term: **15 Years**

(21) Appl. No.: **29/505,851**

(22) Filed: **May 3, 2016**

(51) **LOC (10) Cl.** **24-02**

(52) **U.S. Cl.**
USPC **D24/223**

(58) **Field of Classification Search**
USPC D24/223, 107, 216, 186, 224-226, 121,
D24/122; D10/46, 78, 81; 436/78, 81;
422/50, 400, 401, 402, 408, 420, 430
CPC ... G01N 2333/00; G01N 33/00; G01N 33/689
See application file for complete search history.

(56) **References Cited**

U.S. PATENT DOCUMENTS

D365,998 S *	1/1996	Groothuizen	D24/223
D499,812 S *	12/2004	Wu	D24/223
D537,531 S *	2/2007	Sigel	D24/223
D571,019 S *	6/2008	Laverack	D24/225
D571,020 S *	6/2008	Laverack	D24/225
D698,457 S *	1/2014	Canova	D24/223

D698,937 S *	2/2014	Laverack	D24/223
D735,351 S *	7/2015	Laverack	D24/223
D764,069 S *	8/2016	Peluso	D24/223
2007/0292969 A1 *	12/2007	Canseco	G01N 33/558 436/510
2009/0061534 A1 *	3/2009	Sharrock	G01N 21/8483 436/518
2017/0108506 A1 *	4/2017	Crumitie	G01N 33/689

* cited by examiner

Primary Examiner — Susan Bennett Hattan
Assistant Examiner — Rebecca Tsehaye

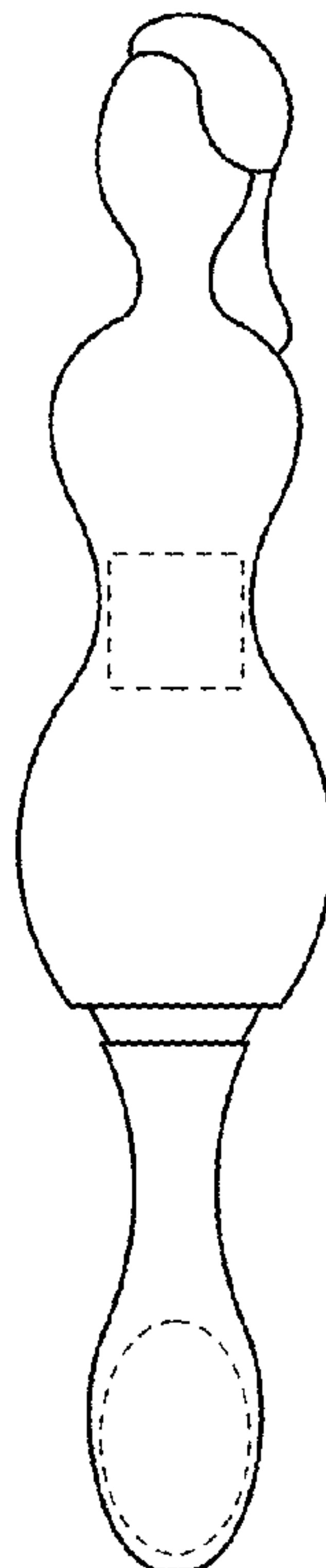
(57) **CLAIM**

The ornamental design for a pregnancy test device, as shown and described.

DESCRIPTION

FIG. 1 is a front plan view of the pregnancy test device showing my new design;
FIG. 2 is a rear elevational view thereof;
FIG. 3 is a right side elevational view thereof;
FIG. 4 is a left side elevational view thereof;
FIG. 5 is a top plan view thereof; and,
FIG. 6 is a bottom plan view thereof showing my design.
The broken lines in the drawings depict portions of the pregnancy test device that form no part of the claimed design.

1 Claim, 1 Drawing Sheet



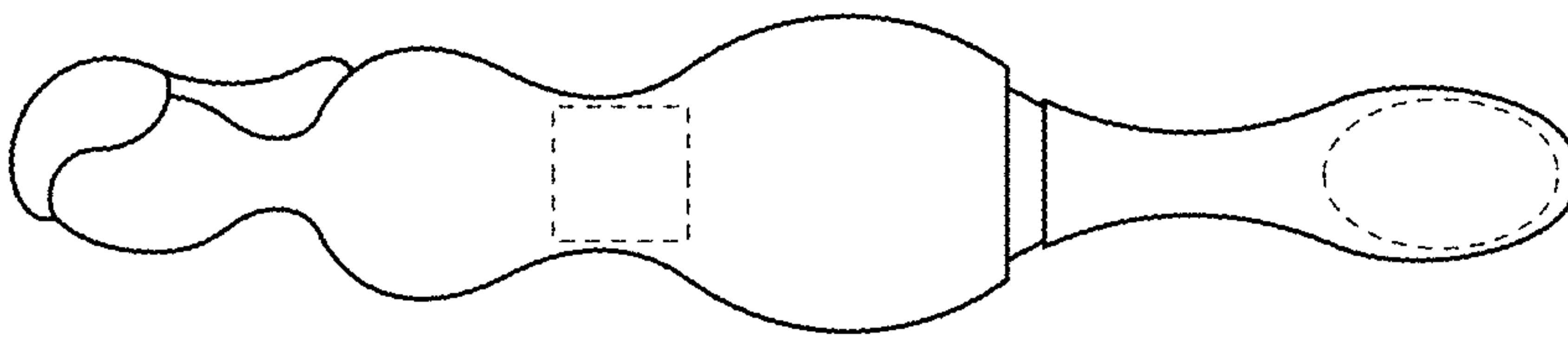


FIG. 1

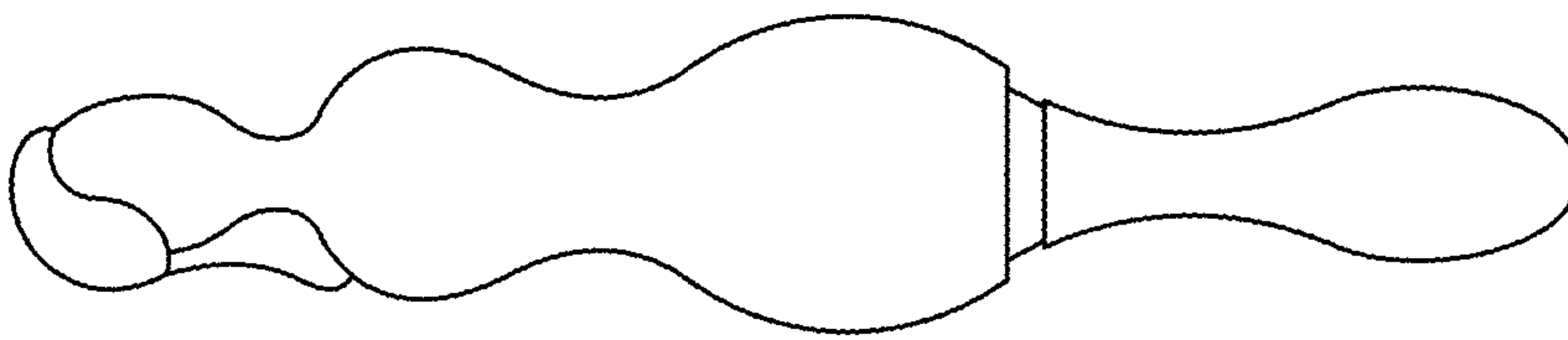


FIG. 2

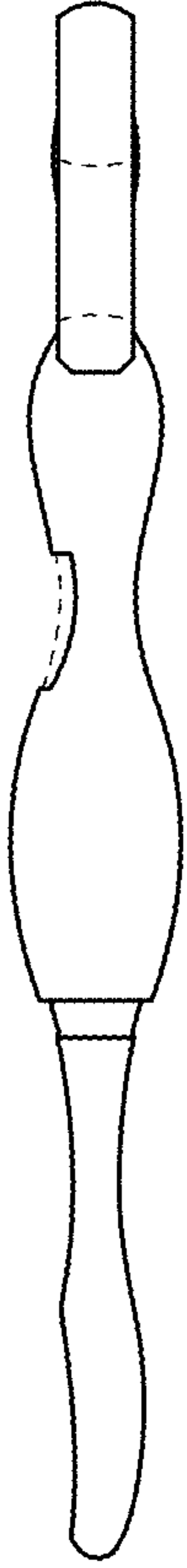


FIG. 3

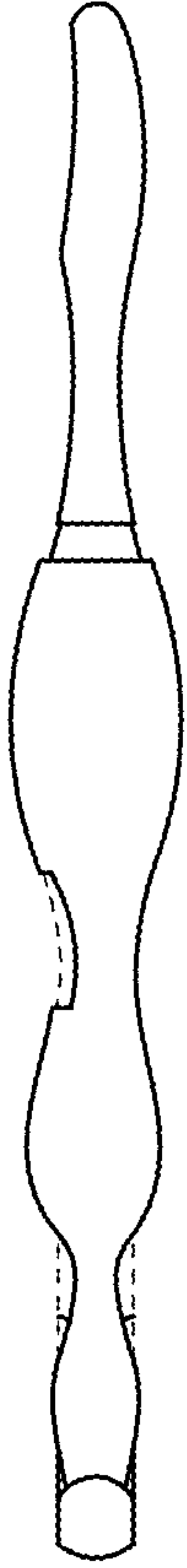


FIG. 4

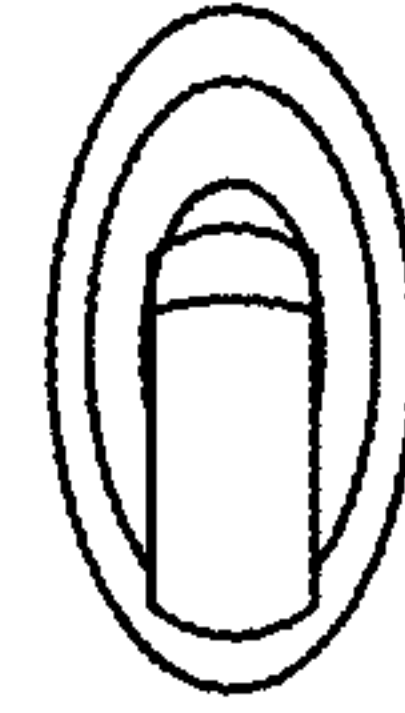


FIG. 5

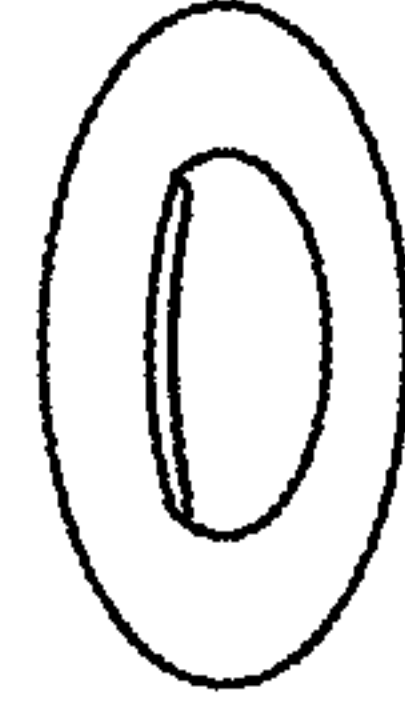


FIG. 6