



US00D805204S

(12) **United States Design Patent** (10) **Patent No.:** **US D805,204 S**
Meinertz (45) **Date of Patent:** **** Dec. 12, 2017**

(54) **HEARING AID**
(71) Applicant: **GN ReSound A/S**, Ballerup (DK)
(72) Inventor: **Philip Meinertz**, Gentofte (DK)
(73) Assignee: **GN HEARING A/S**, Ballerup (DK)
(**) Term: **15 Years**
(21) Appl. No.: **29/568,244**
(22) Filed: **Jun. 16, 2016**

Related U.S. Application Data

(62) Division of application No. 29/533,396, filed on Jul. 16, 2015, now Pat. No. Des. 775,737.

(30) **Foreign Application Priority Data**

Jan. 16, 2015 (EP) 002615427

(51) **LOC (10) Cl.** **24-99**

(52) **U.S. Cl.**
USPC **D24/174**

(58) **Field of Classification Search**
USPC D24/173-175; D14/205, 223-226, 249
CPC .. H04R 2225/025; H04R 25/60; H04R 25/63;
H04R 25/67; H04R 25/602; H04R
25/604; H04R 25/608; H04R 25/65;
H04R 25/652
See application file for complete search history.

(56) **References Cited**

U.S. PATENT DOCUMENTS

D635,264 S * 3/2011 Dubs D24/174
D676,969 S * 2/2013 Meinertz D24/174

D698,024 S * 1/2014 Meinertz D24/174
D701,604 S * 3/2014 Dubs D24/174
D722,168 S * 2/2015 Darkes D24/174
D734,855 S * 7/2015 Meinertz D24/174
D735,339 S * 7/2015 Meinertz D24/174
D735,340 S * 7/2015 Meinertz D24/174
D772,417 S * 11/2016 Li D24/174

* cited by examiner

Primary Examiner — Anhdao Doan
(74) *Attorney, Agent, or Firm* — Vista IP Law Group

(57) **CLAIM**

The ornamental design for a hearing aid, as shown and described.

DESCRIPTION

FIG. 1 is a side view of a hearing aid of my design;
FIG. 2 is another side view of the hearing aid of my design;
FIG. 3 is a perspective view of the hearing aid of my design;
FIG. 4 is another perspective view of the hearing aid of my design;
FIG. 5 is another perspective view of the hearing aid of my design;
FIG. 6 is another perspective view of the hearing aid of my design;
FIG. 7 is another side view of the hearing aid of my design;
and,
FIG. 8 is another perspective view of the hearing aid of my design.

1 Claim, 4 Drawing Sheets






FIG. 1




FIG. 2




FIG. 3




FIG. 4




FIG. 5




FIG. 6




FIG. 7




FIG. 8