



US00D805150S

(12) **United States Design Patent** (10) **Patent No.:** **US D805,150 S**
Tang et al. (45) **Date of Patent:** **** Dec. 12, 2017**

(54) **GOLF CLUB HEAD**
(71) Applicant: **Callaway Golf Company**, Carlsbad, CA (US)
(72) Inventors: **Larry Tang**, Carlsbad, CA (US); **Garth W. Smith**, Oceanside, CA (US)
(73) Assignee: **Callaway Golf Company**, Carlsbad, CA (US)
(**) Term: **15 Years**
(21) Appl. No.: **29/580,009**
(22) Filed: **Oct. 5, 2016**
(51) **LOC (10) Cl.** **21-02**
(52) **U.S. Cl.**
USPC **D21/759**
(58) **Field of Classification Search**
USPC D21/747-751, 759
CPC A63B 53/00; A63B 53/04; A63B 53/047; A63B 53/0475; A63B 2053/0479; A63B 2053/0483; A63B 2053/0445
See application file for complete search history.

D414,536 S * 9/1999 Darrah D21/759
5,971,868 A * 10/1999 Kosmatka A63B 53/04
473/324
D418,887 S * 1/2000 Williams, Jr. D21/749
D429,512 S * 8/2000 Cleveland D21/759
D449,088 S * 10/2001 Rollinson D21/759
D549,295 S * 8/2007 Nagai D21/759
D550,316 S * 9/2007 Nagai D21/759
D553,704 S * 10/2007 Nunez D21/759
D566,803 S * 4/2008 Foster D21/747
D591,808 S * 5/2009 Clausen D21/747
D591,819 S * 5/2009 Bosilkovski D21/759
D611,554 S * 3/2010 Llewellyn D21/759
D659,214 S * 5/2012 Oldknow D21/759
D669,947 S * 10/2012 Kim D21/747
D691,684 S * 10/2013 Cyrulik D21/759
D691,685 S * 10/2013 Cyrulik D21/759
D707,766 S * 6/2014 Wolfe D21/747
D733,823 S * 7/2015 Dolezel D21/759

* cited by examiner

Primary Examiner — Mitchell I. Siegel
(74) *Attorney, Agent, or Firm* — Rebecca Hanovice; Michael Catania; Sonia Lari

(57) **CLAIM**

The ornamental design for a golf club head, as shown and described.

(56) **References Cited**

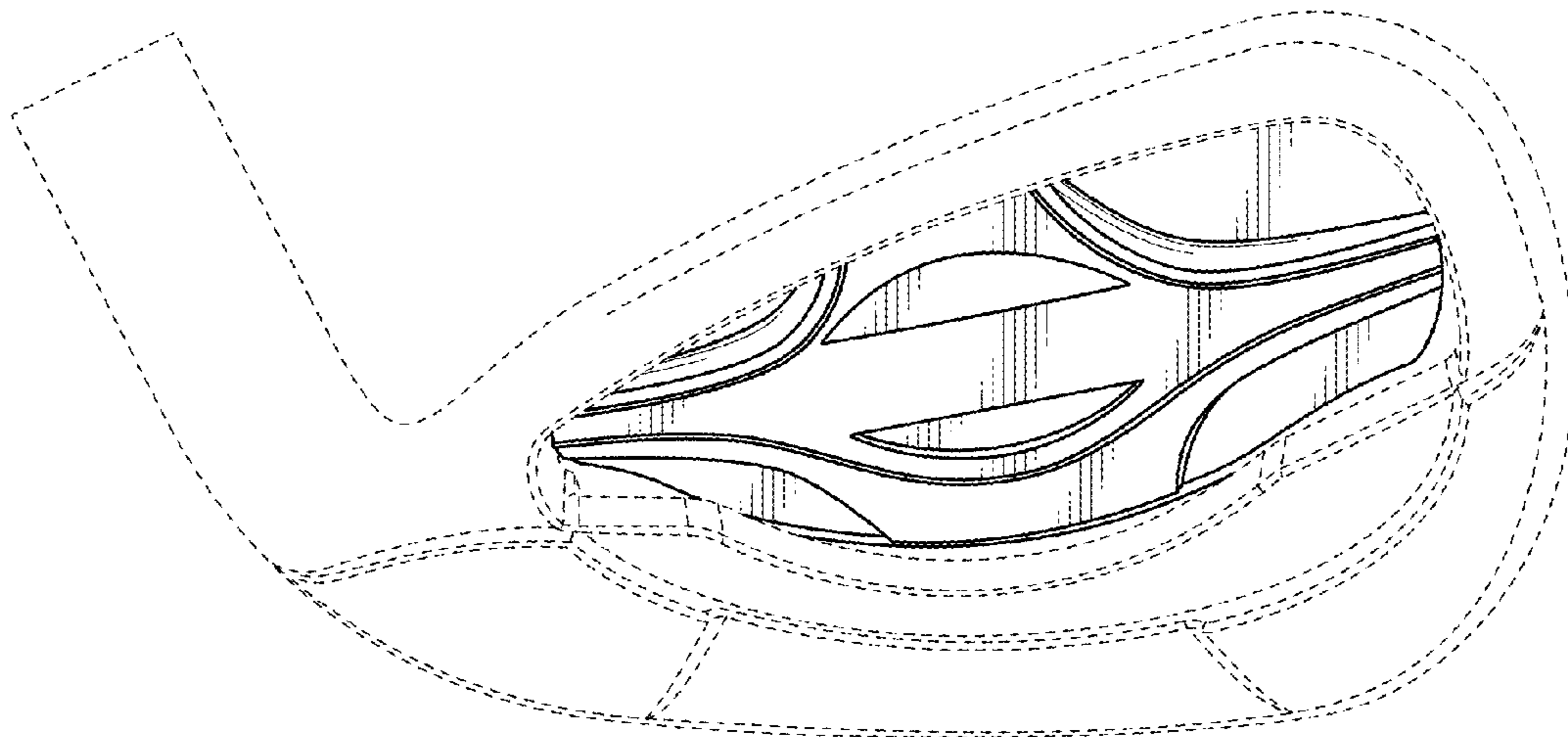
U.S. PATENT DOCUMENTS

D348,091 S * 6/1994 Allen D21/749
5,377,985 A * 1/1995 Ohnishi A63B 53/04
473/324
5,401,021 A * 3/1995 Allen A63B 53/04
473/291
D359,539 S * 6/1995 Allen D21/749
D359,781 S * 6/1995 Allen D21/749
D359,783 S * 6/1995 Allen D21/749
D398,687 S * 9/1998 Miyajima D21/747
D406,296 S * 3/1999 Rollinson D21/753
D406,869 S * 3/1999 Rollinson D21/753
D410,719 S * 6/1999 Rollinson D21/753

DESCRIPTION

FIG. 1 is a top perspective view of the golf club head as claimed herein;
FIG. 2 is a front elevational view thereof;
FIG. 3 is a rear elevational view thereof;
FIG. 4 is a left side elevational view thereof;
FIG. 5 is a right side elevational view thereof;
FIG. 6 is a top plan view thereof; and,
FIG. 7 is a bottom plan view thereof.
The broken lines are included for the purpose of illustration and form no part of the claimed design.

1 Claim, 4 Drawing Sheets



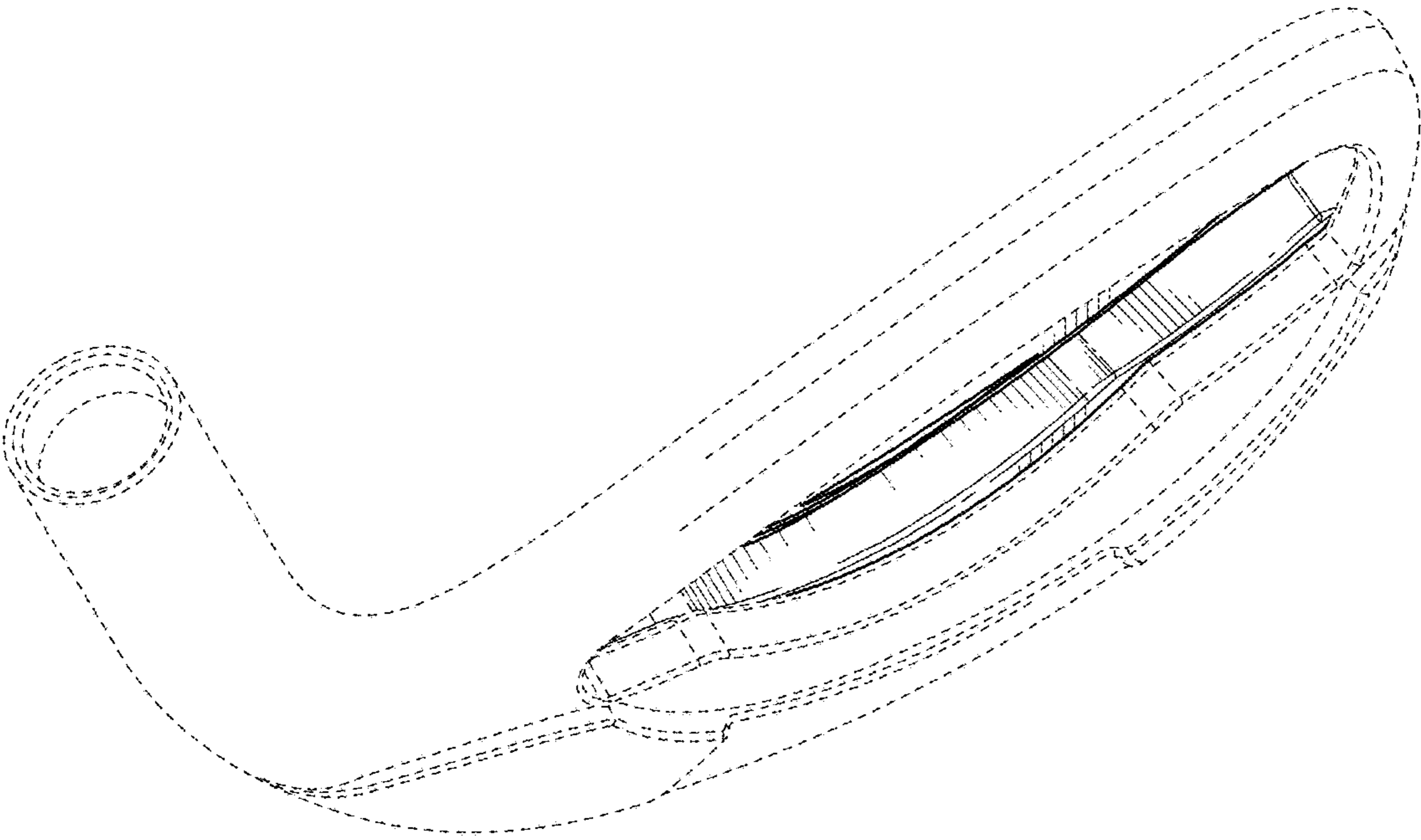


FIG. 1

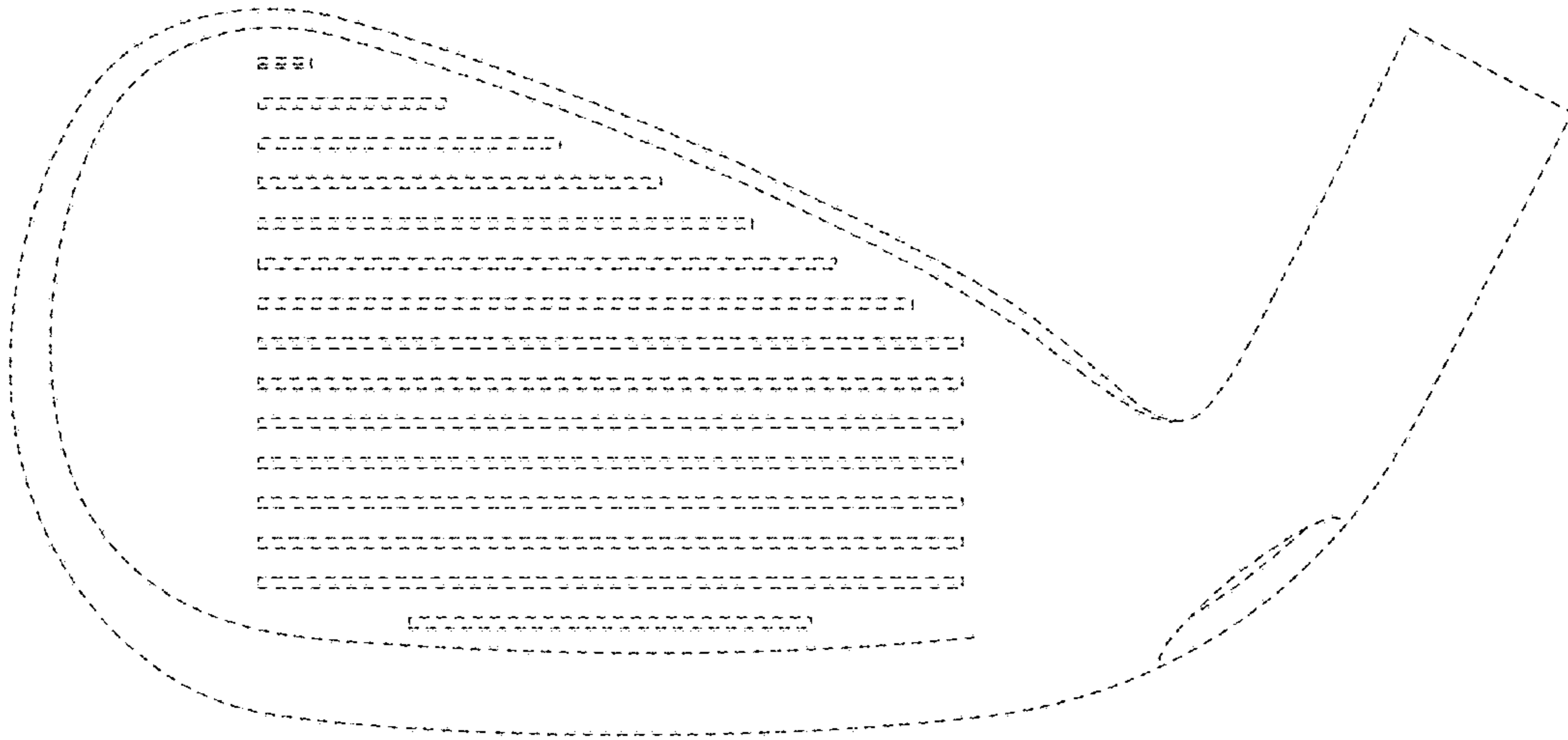


FIG. 2

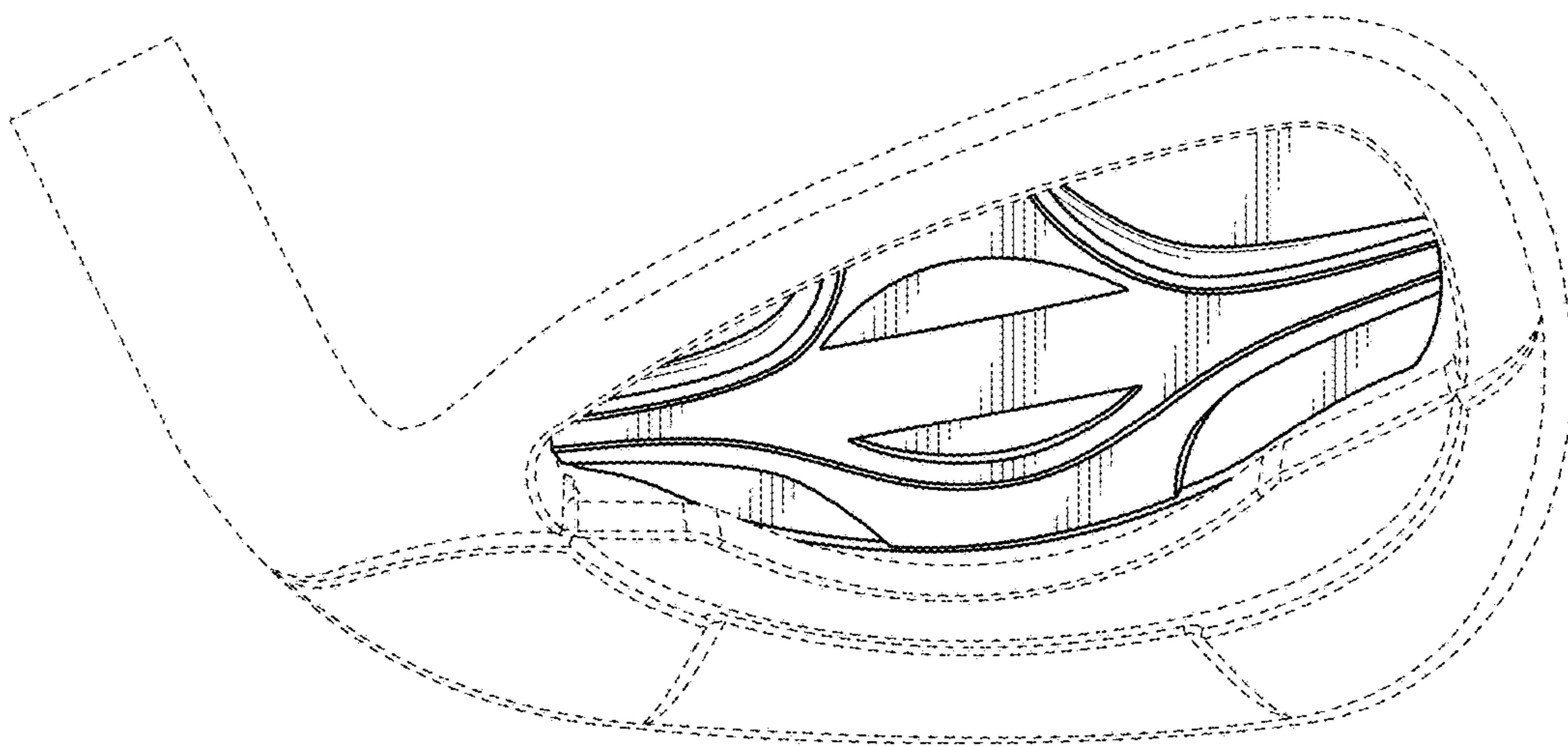


FIG. 3




FIG. 4

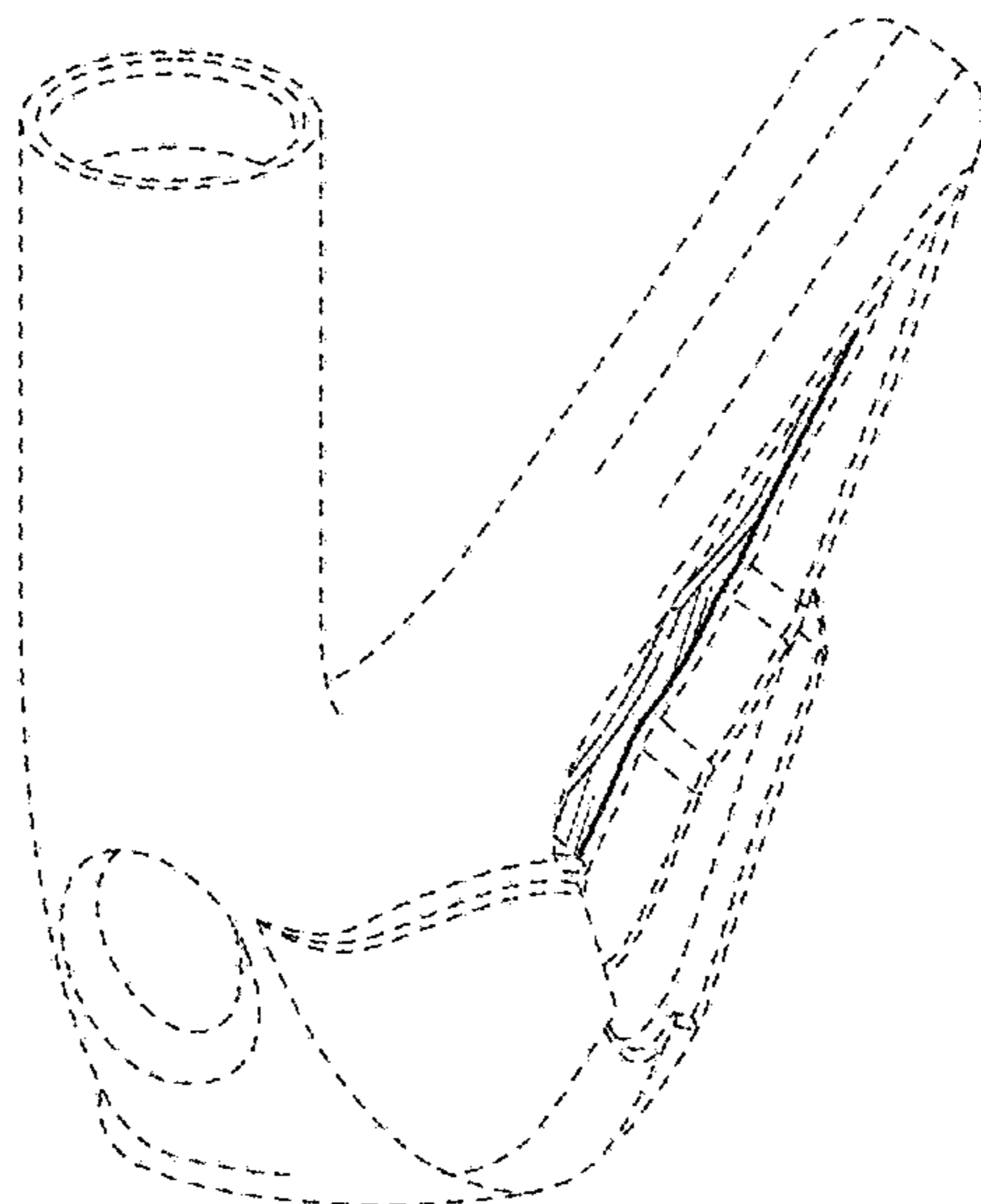


FIG. 5

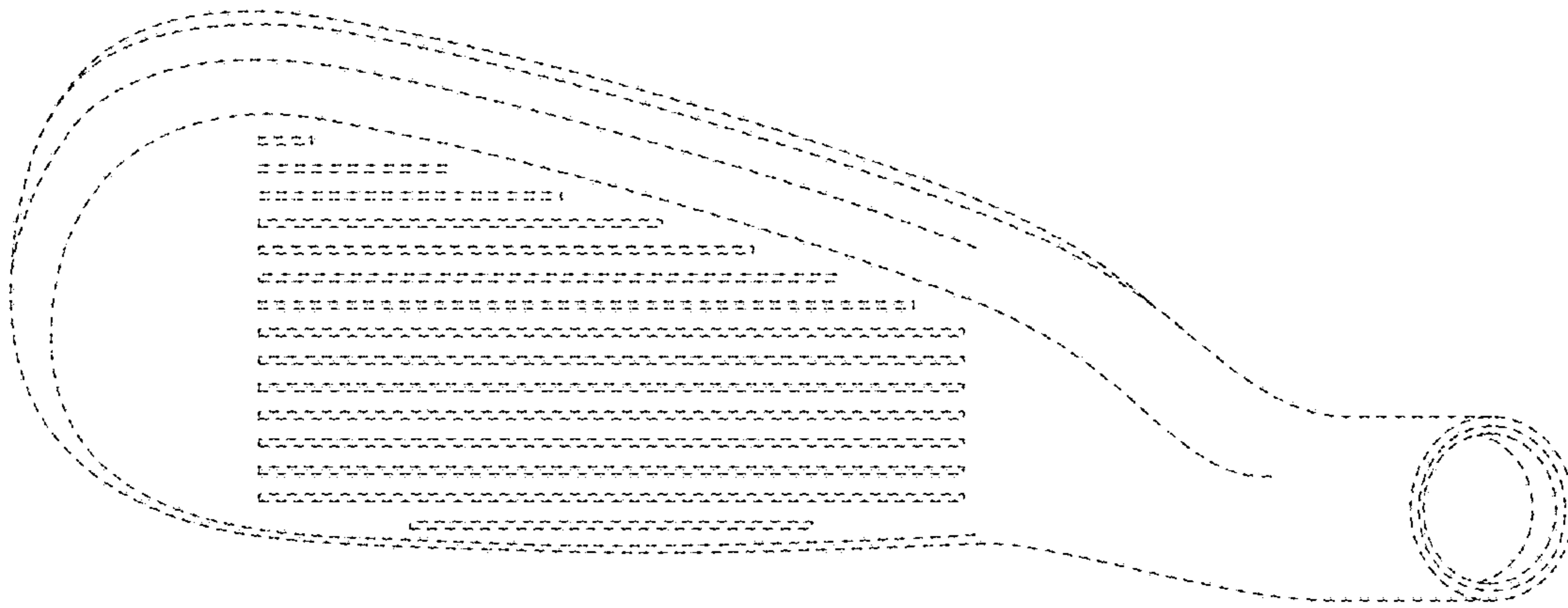


FIG. 6

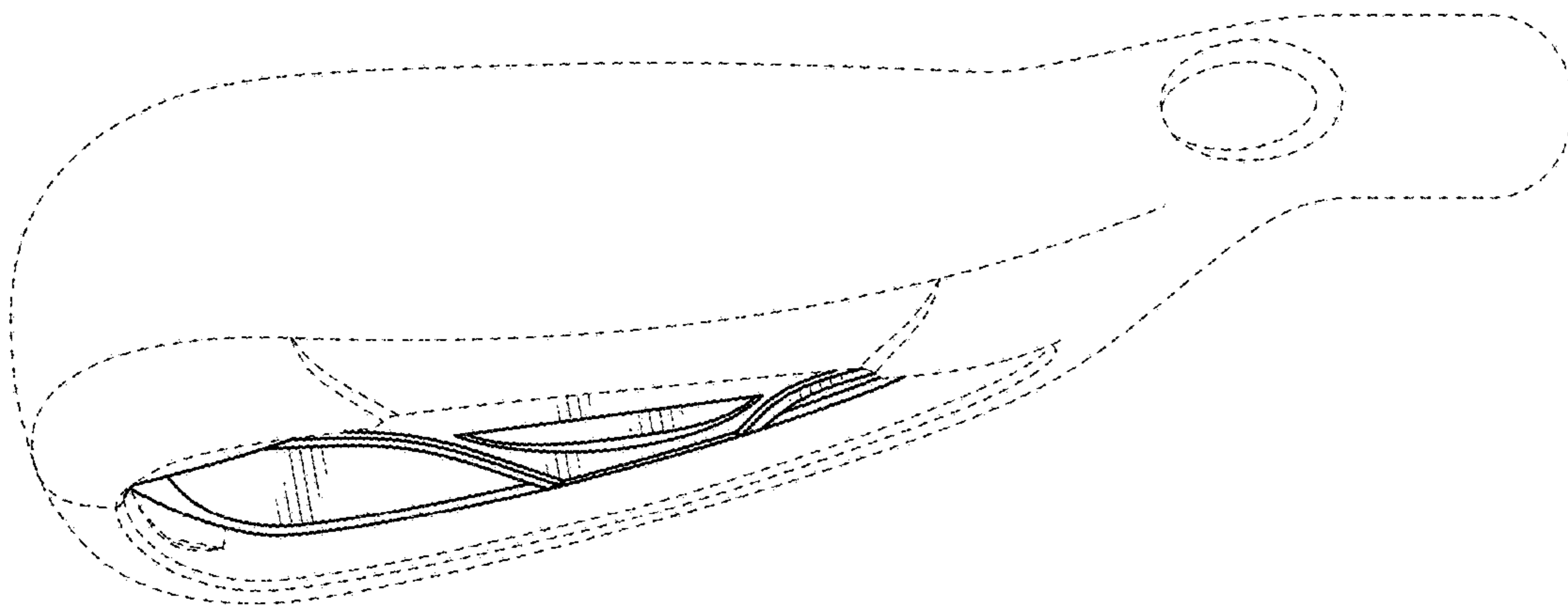


FIG. 7