



US00D805149S

(12) **United States Design Patent**
Foster et al.

(10) **Patent No.:** **US D805,149 S**

(45) **Date of Patent:** **** Dec. 12, 2017**

(54) **GOLF CLUB HEAD**

(71) Applicant: **CALLAWAY GOLF COMPANY**,
Carlsbad, CA (US)

(72) Inventors: **Philip G. Foster**, Vista, CA (US);
Matthew S. Hoffmeyer, Carlsbad, CA
(US); **Michael Hallack**, Carlsbad, CA
(US); **Denver Holt**, Carlsbad, CA (US)

(73) Assignee: **Callaway Golf Company**, Carlsbad,
CA (US)

(**) Term: **15 Years**

(21) Appl. No.: **29/578,850**

(22) Filed: **Sep. 26, 2016**

Related U.S. Application Data

(62) Division of application No. 29/534,567, filed on Jul.
29, 2015, now Pat. No. Des. 773,577.

(51) **LOC (10) Cl.** **21-02**

(52) **U.S. Cl.**

USPC **D21/759**

(58) **Field of Classification Search**

USPC D21/733, 752, 759

CPC A63B 53/00; A63B 53/04; A63B 53/0466;
A63B 2053/002; A63B 2053/0445; A63B
2053/0433; A63B 2053/0491; A63B
2053/0437

See application file for complete search history.

(56) **References Cited**

U.S. PATENT DOCUMENTS

D489,425 S	*	5/2004	Rice	D21/759
D595,794 S	*	7/2009	Kim	D21/752
D612,003 S	*	3/2010	Tang	D21/752
D619,182 S	*	7/2010	Foster	D21/752
D641,818 S	*	7/2011	Foster	D21/752

D647,583 S	*	10/2011	Foster	D21/752
D647,584 S	*	10/2011	Foster	D21/752
D651,269 S	*	12/2011	Foster	D21/759
D651,270 S	*	12/2011	Foster	D21/759
D652,880 S	*	1/2012	Foster	D21/752
D663,371 S	*	7/2012	Kim	D21/752
D667,908 S	*	9/2012	Shimazaki	D21/759
D681,757 S	*	5/2013	Foster	D21/752
D686,291 S	*	7/2013	Foster	D21/759
D694,351 S	*	11/2013	Kim	D21/759
D696,369 S	*	12/2013	Kim	D21/759
D708,687 S	*	7/2014	Vrska	D21/759
D720,418 S	*	12/2014	Chen	D21/759
D737,388 S	*	8/2015	Tang	D21/759

(Continued)

Primary Examiner — Mitchell I. Siegel

(74) *Attorney, Agent, or Firm* — Rebecca Hanovice;
Michael Catania; Sonia Lari

(57) **CLAIM**

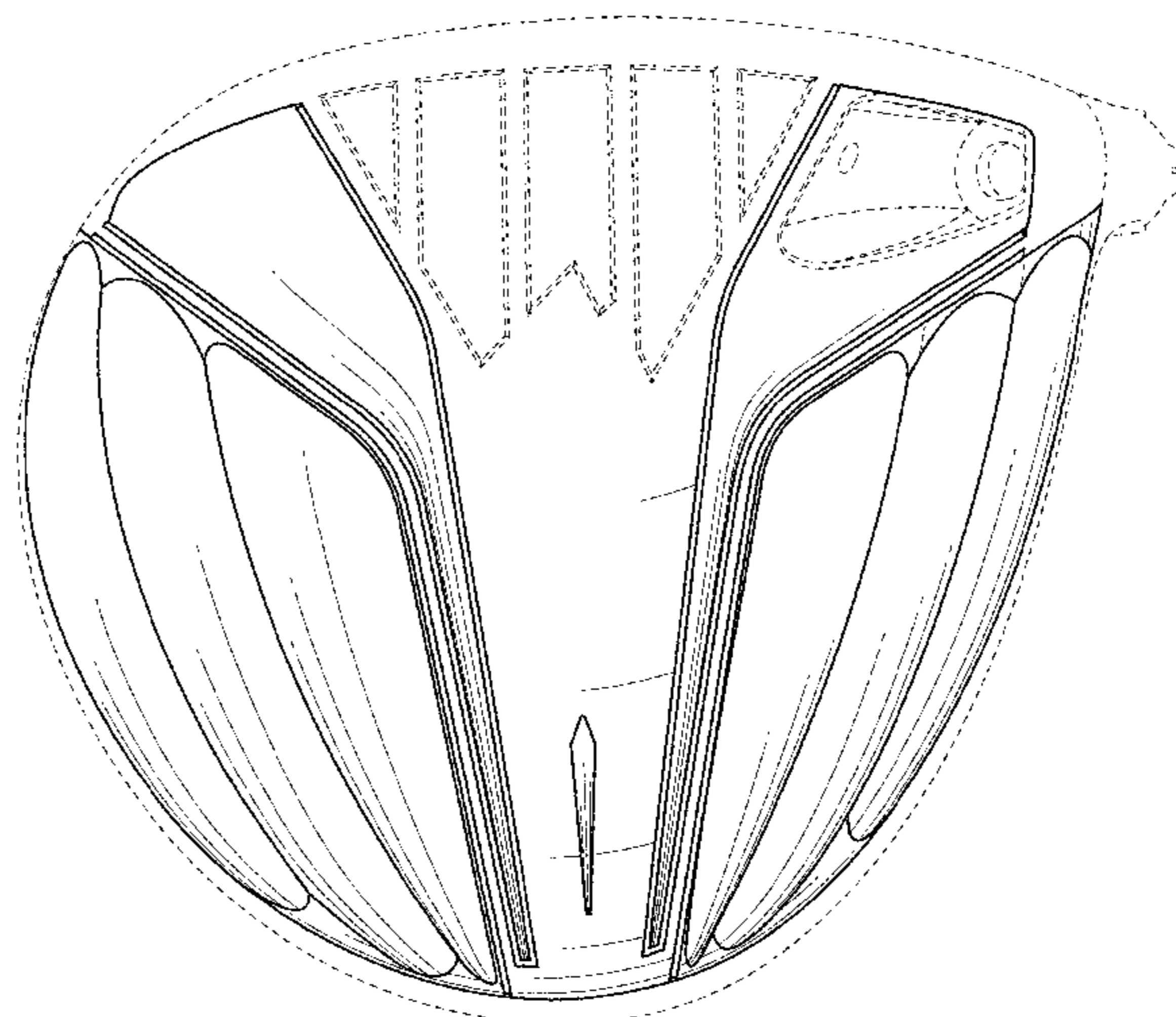
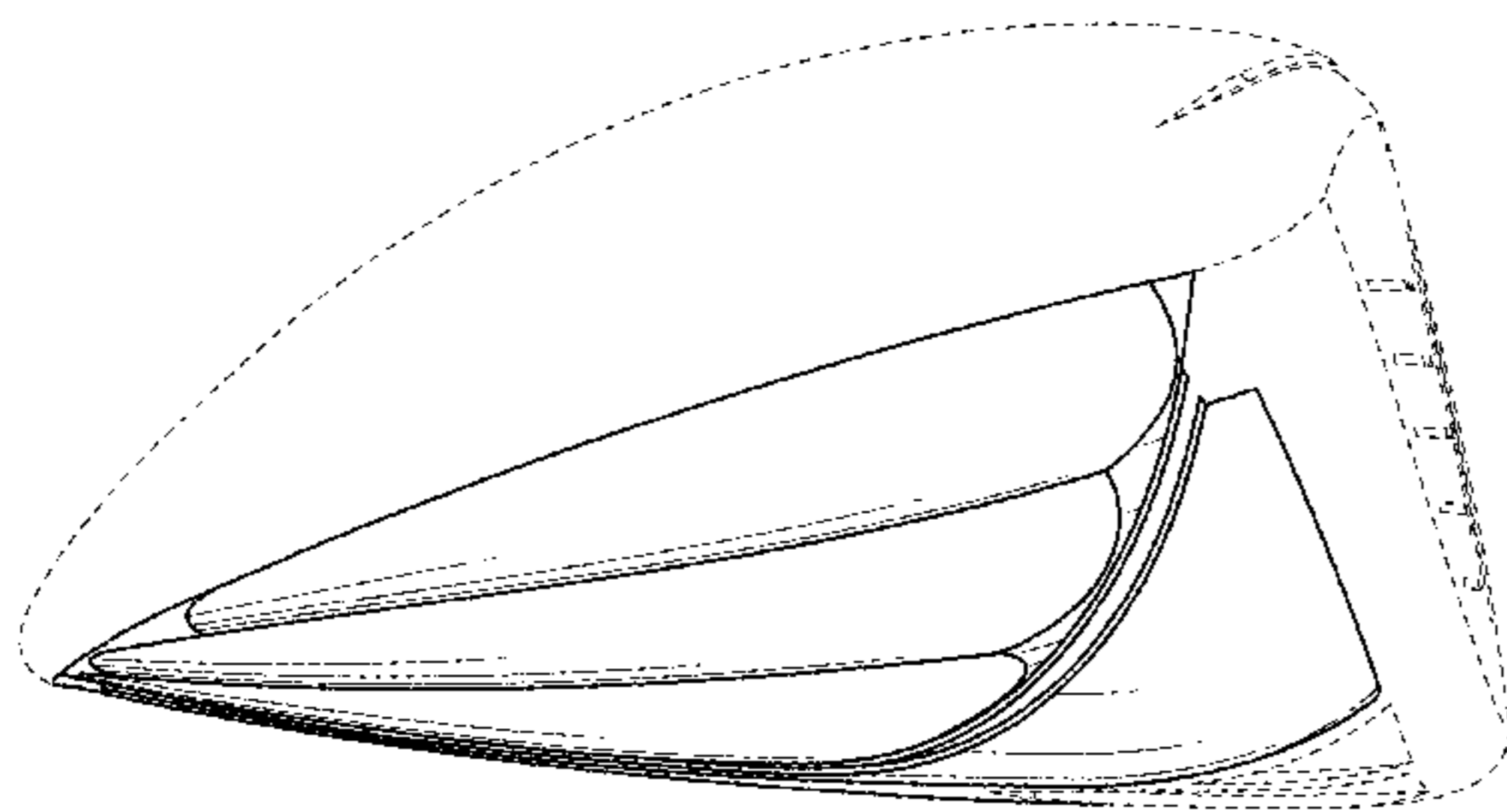
The ornamental design for a golf club head, as shown and described.

DESCRIPTION

FIG. 1 is a top perspective view of a the golf club head;
FIG. 2 is a front elevation view of the golf club head of FIG.
1;
FIG. 3 is a rear elevation view of a golf club head of FIG.
1;
FIG. 4 is a toe-side elevation view of a golf club head of
FIG. 1;
FIG. 5 is a heel-side elevation view of a golf club head of
FIG. 1;
FIG. 6 is a top plan view of the golf club head of FIG. 1; and,
FIG. 7 is a bottom plan view of the golf club head of FIG.
1.

The broken lines in the drawings are included for the purpose of illustration only and form no part of the claimed design.

1 Claim, 5 Drawing Sheets



(56)

References Cited

U.S. PATENT DOCUMENTS

D738,975	S	*	9/2015	Kim	D21/759
D763,994	S	*	8/2016	Foster	D21/759
D763,997	S	*	8/2016	Tang	D21/759
D767,067	S	*	9/2016	Foster	D21/759
D773,577	S	*	12/2016	Foster	D21/759
D786,992	S	*	5/2017	Tang	D21/759
D786,993	S	*	5/2017	Tang	D21/759

* cited by examiner




FIG. 1

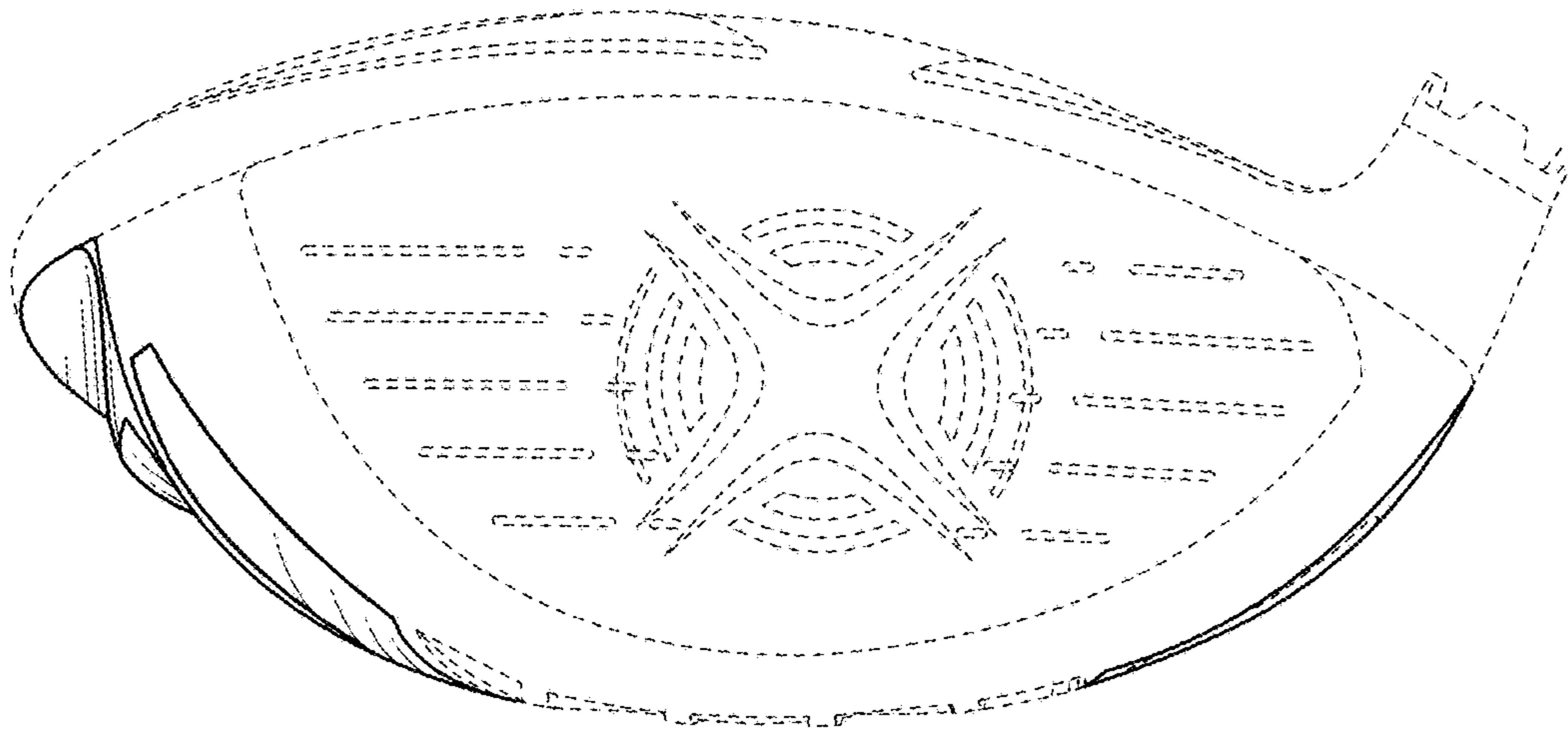


FIG. 2

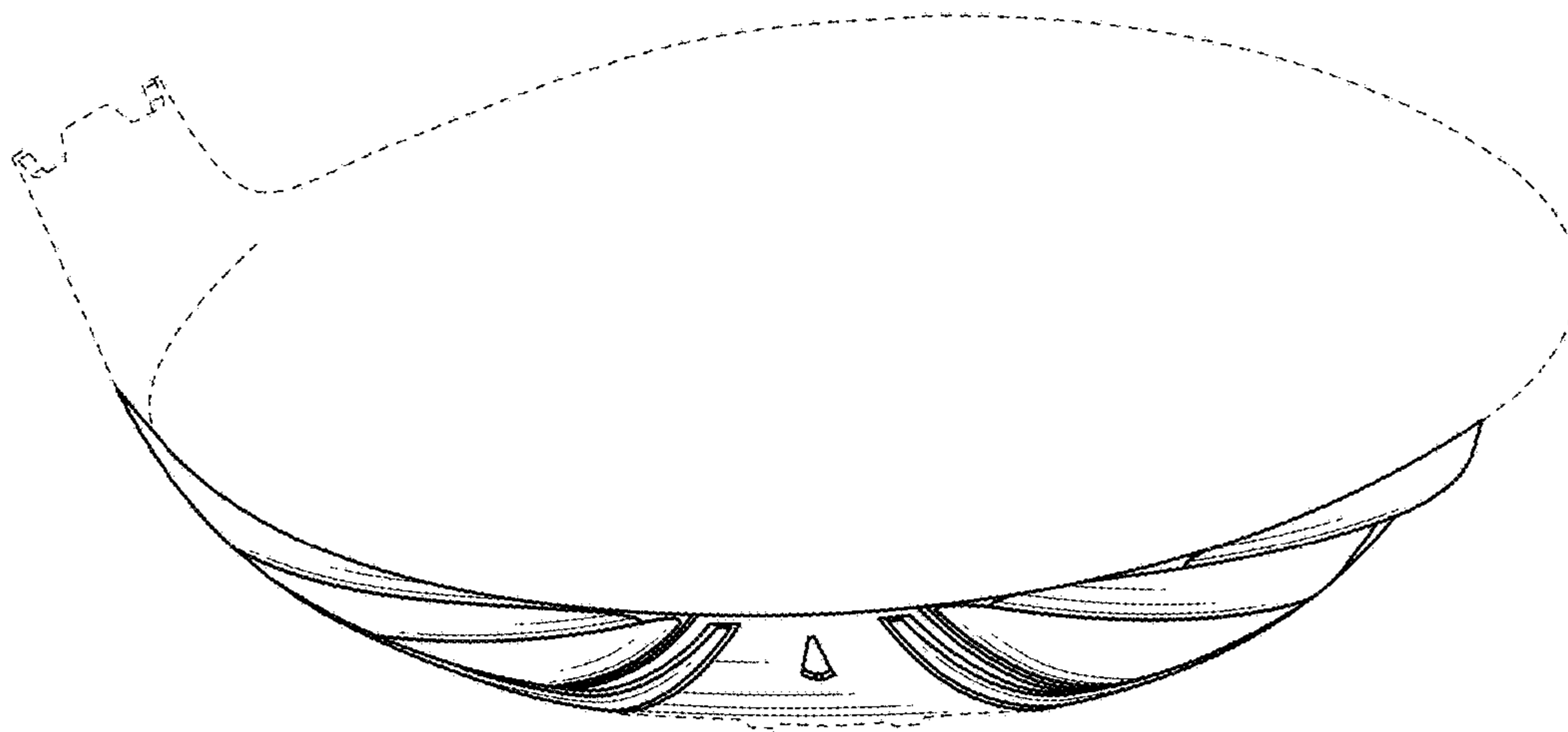


FIG. 3

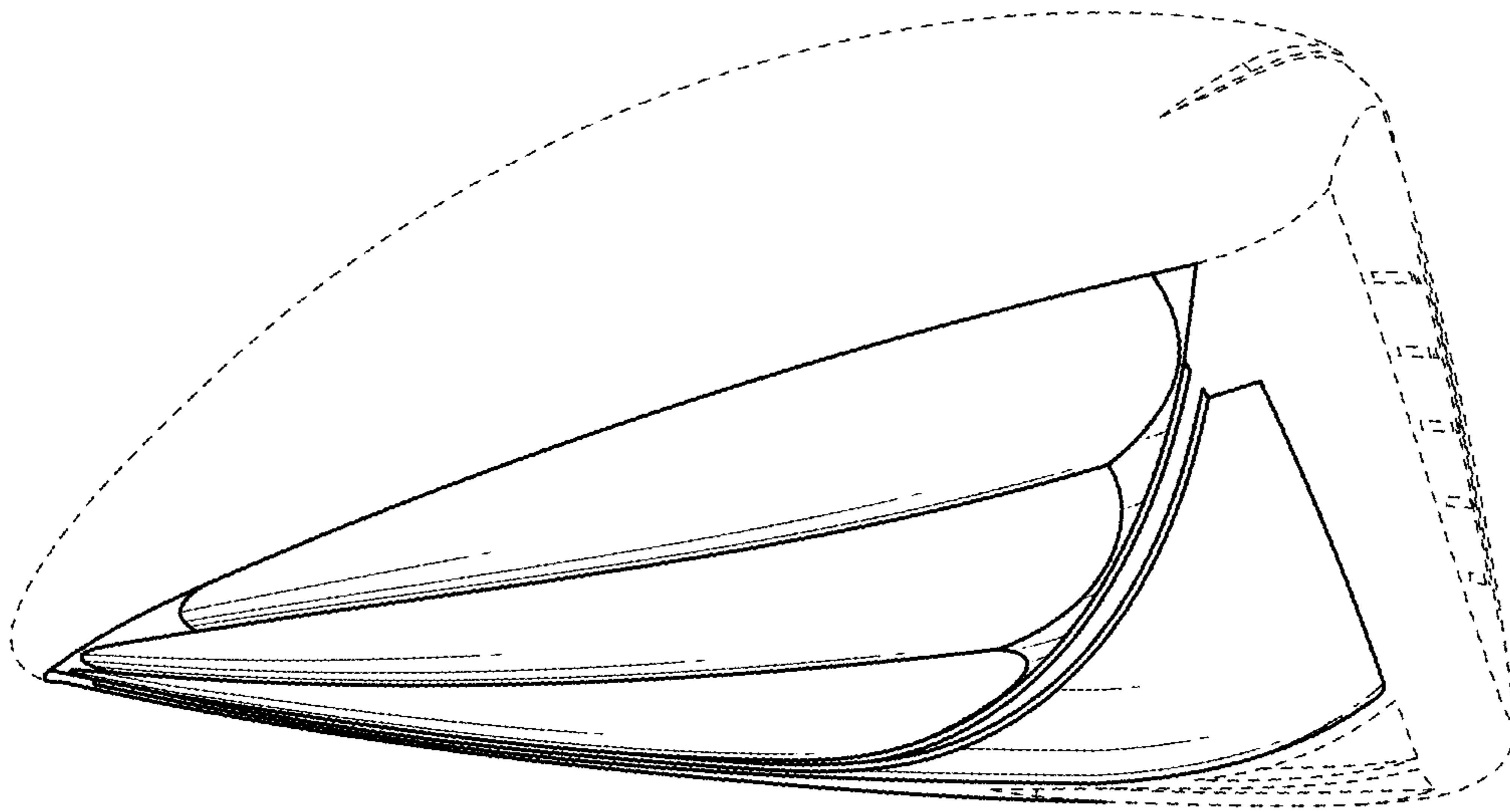


FIG. 4

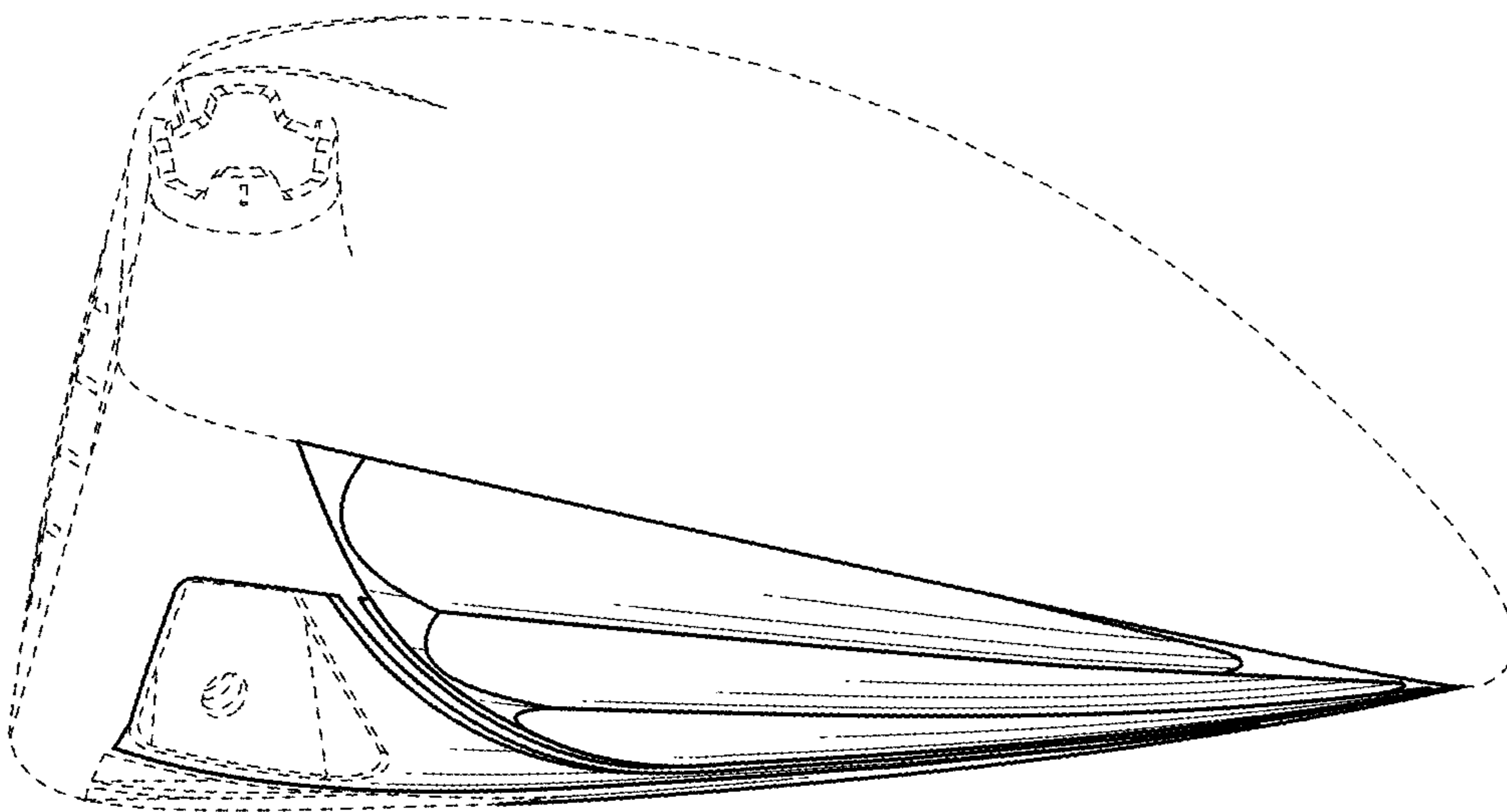


FIG. 5

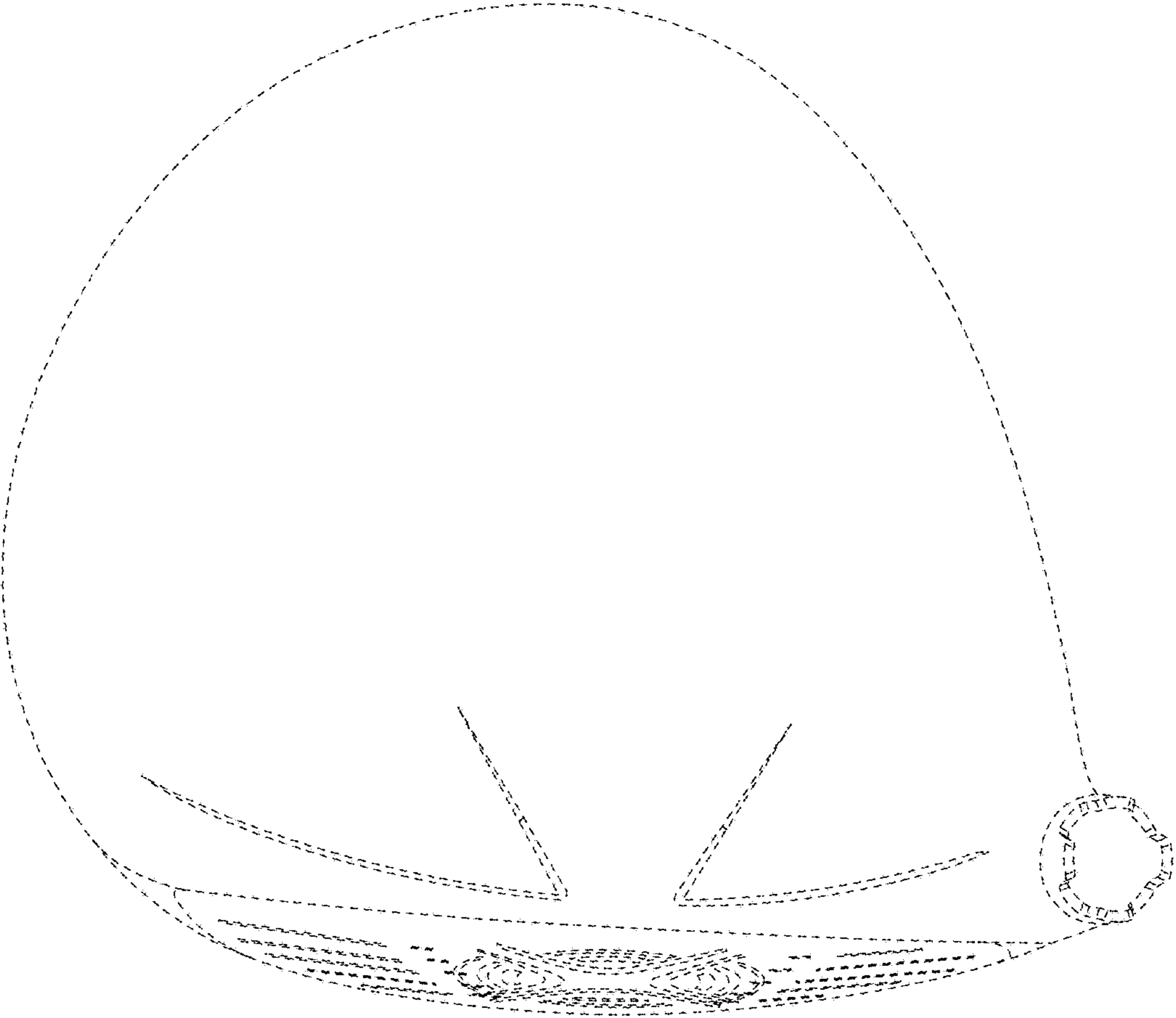


FIG. 6

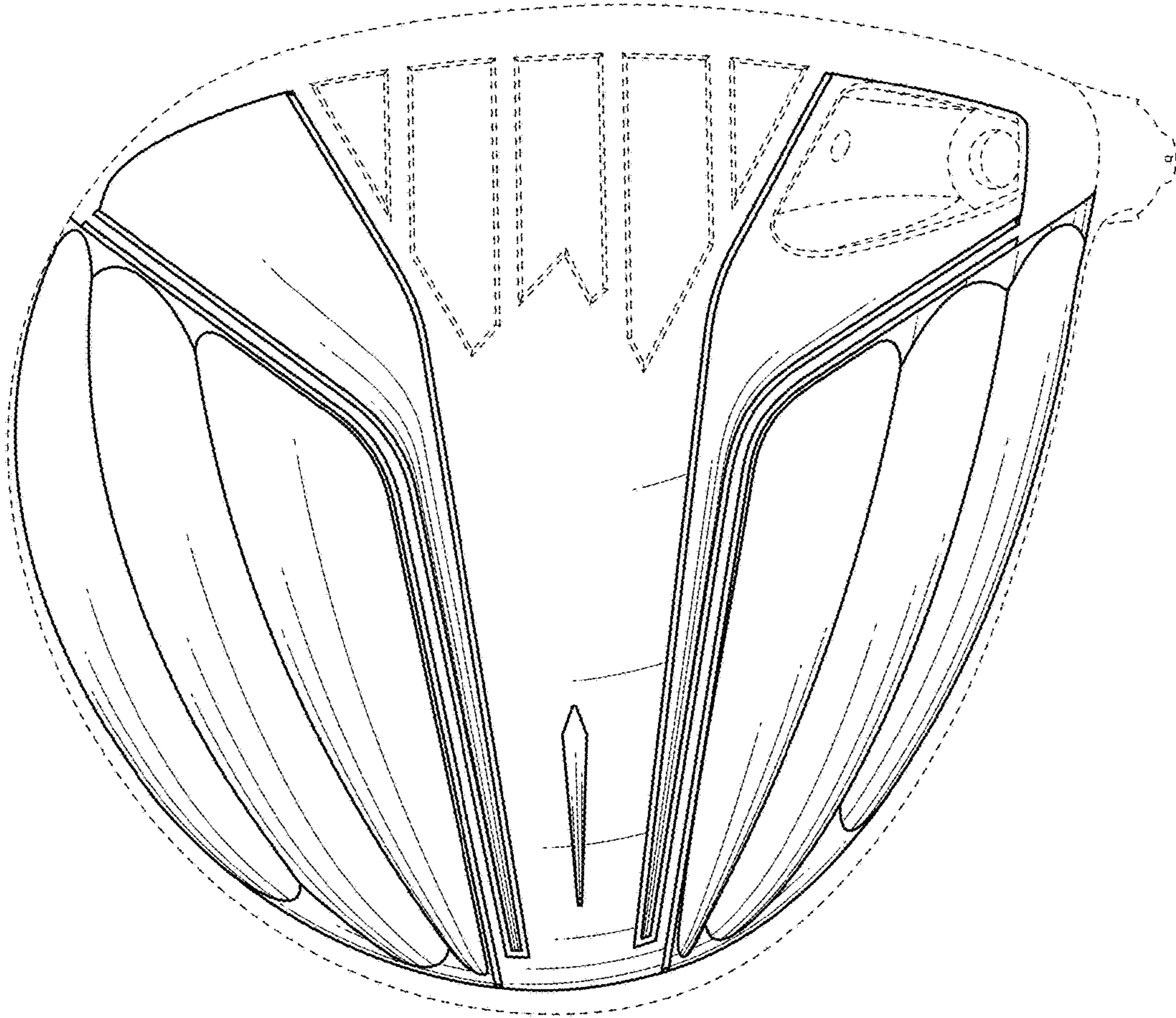


FIG. 7