



US00D805141S

(12) **United States Design Patent**
Nicoud

(10) **Patent No.:** **US D805,141 S**
(45) **Date of Patent:** **** Dec. 12, 2017**

(54) **TRIGGER FINGER STRENGTHENING
DEVICE**

(71) Applicant: **Charles Edward Nicoud**, Acton, CA
(US)

(72) Inventor: **Charles Edward Nicoud**, Acton, CA
(US)

(**) Term: **15 Years**

(21) Appl. No.: **29/567,072**

(22) Filed: **Jun. 6, 2016**

(51) **LOC (10) Cl.** **21-02**

(52) **U.S. Cl.**
USPC **D21/684**

(58) **Field of Classification Search**
USPC 482/47, 45, 49, 48, 44, 121, 105, 122,
482/128, 112, 141, 51, 66, 70, 126, 46,
482/107, 8, 901, 139, 108, 82, 106, 594,
482/124, 131, 11, 93, 97; D21/684, 692,
D21/662, 679, 693, 714, 682; 127/45;
D11/133; D19/97, 82, 96; D27/156;
D32/35; D22/112; 73/379.03; 84/465,
84/265; D8/303; D24/211; 74/558;
601/125, 133, 135, 137, 204, 38;
473/594

CPC A63B 21/0552; A63B 2208/0204; A63B
22/001; A63B 21/00069; A63B 23/12

See application file for complete search history.

(56) **References Cited**

U.S. PATENT DOCUMENTS

4,093,211 A * 6/1978 Hughes A63B 5/20
482/122
4,262,898 A * 4/1981 Lee A63B 21/0455
235/117 A
D264,737 S * 6/1982 Cooper D21/684
4,558,864 A * 12/1985 Medwedeff A63B 21/0455
273/148 B

4,623,141 A * 11/1986 Salvino A63B 21/0455
482/127
4,726,580 A * 2/1988 Batiste A63B 21/05
482/122
4,798,377 A * 1/1989 White A63B 23/16
482/49
4,943,047 A * 7/1990 Noble A61B 5/225
340/321
5,060,934 A * 10/1991 Winston A63B 21/0004
482/126
5,308,299 A * 5/1994 Winston A63B 23/16
482/126
5,360,385 A * 11/1994 Wang A63B 23/16
482/126
D358,857 S * 5/1995 Yang D21/684
(Continued)

OTHER PUBLICATIONS

Trigger Pro by Brownells dated no date given. Found online [Sep. 26, 2017] http://www.brownells.com/shooting-accessories/training-safety-gear/training-amp-simulation/trigger-master-prod80393.aspx?avs%7cManufacturer_1=TRIGGER%2bPRO%2bINCxzzx.*

Primary Examiner — Robert M. Spear
Assistant Examiner — Ryan Harvey
(74) *Attorney, Agent, or Firm* — Kelly & Kelley, LLP

(57) **CLAIM**

The ornamental design for a trigger finger strengthening device, as shown and described.

DESCRIPTION

FIG. 1 is a top, front and right-side perspective view of a trigger finger strengthening device embodying my new design;

FIG. 2 is a right-side elevational view thereof;

FIG. 3 is a left-side elevational view thereof;

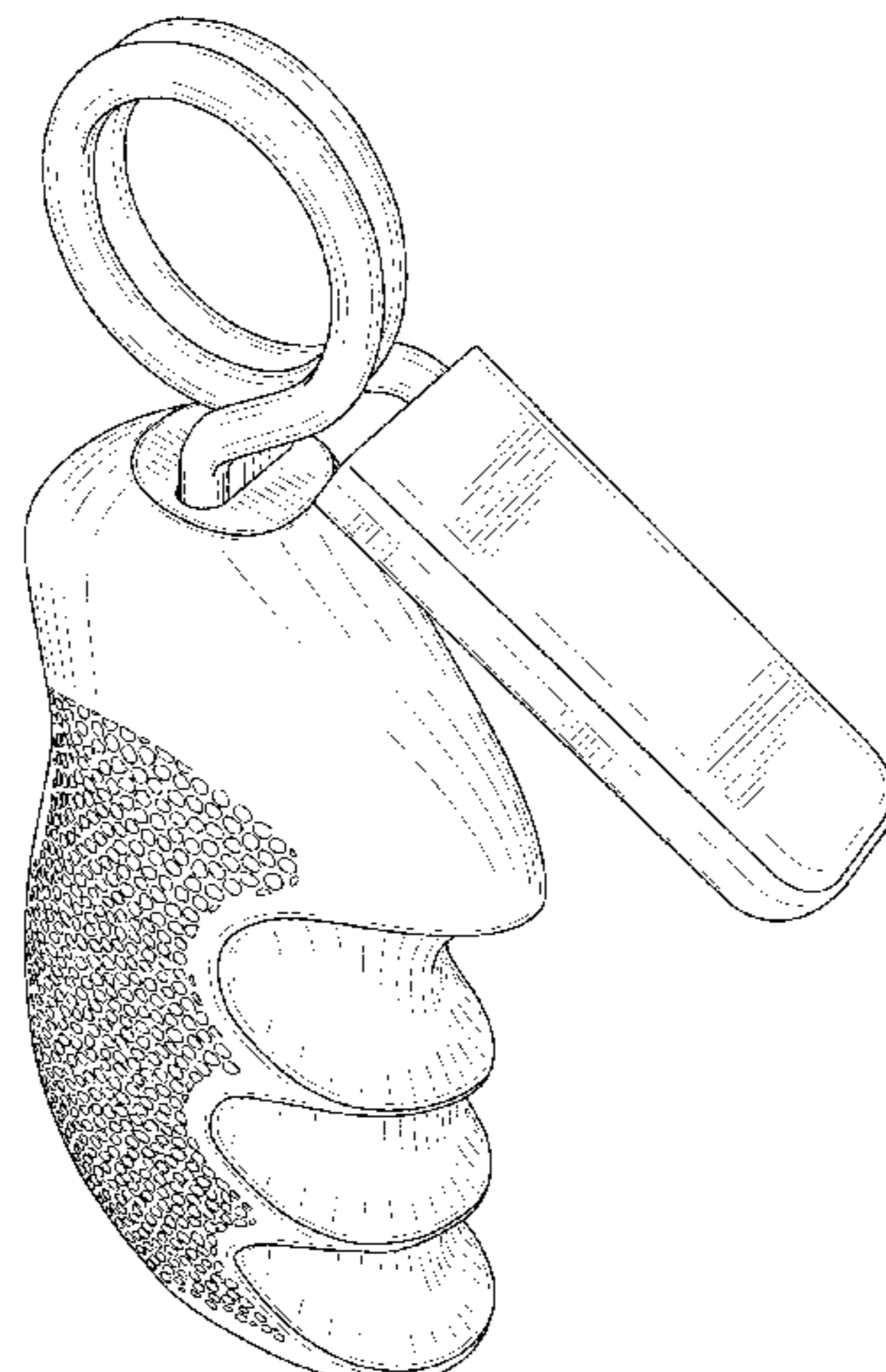
FIG. 4 is a front elevational view thereof;

FIG. 5 is a rear elevational view thereof;

FIG. 6 is a top plan view thereof; and,

FIG. 7 is a bottom plan view thereof.

1 Claim, 5 Drawing Sheets



(56)

References Cited

U.S. PATENT DOCUMENTS

| | | | | | | |
|--------------|------|---------|------------|-------|--------------|---------|
| 5,833,580 | A * | 11/1998 | Chiu | | A63B 23/16 | |
| | | | | | | 482/126 |
| D418,561 | S * | 1/2000 | Cousins | | D21/684 | |
| D431,060 | S * | 9/2000 | Wyrick | | D21/679 | |
| 6,319,175 | B1 * | 11/2001 | Wu | | A63B 21/023 | |
| | | | | | | 482/126 |
| D460,505 | S * | 7/2002 | Yang | | D21/684 | |
| 6,786,849 | B1 * | 9/2004 | Faulconer | | A63B 21/0004 | |
| | | | | | | 482/121 |
| D505,169 | S * | 5/2005 | Kuo | | D21/684 | |
| 7,077,787 | B1 * | 7/2006 | Wiesman | | A63B 21/025 | |
| | | | | | | 482/127 |
| D561,850 | S * | 2/2008 | Yang | | D21/684 | |
| D591,367 | S * | 4/2009 | Harris | | D21/684 | |
| 7,824,311 | B1 * | 11/2010 | Hsu | | A63B 21/023 | |
| | | | | | | 482/126 |
| D633,157 | S * | 2/2011 | Knapp | | D21/684 | |
| D647,581 | S * | 10/2011 | Batiste | | D21/684 | |
| D694,577 | S * | 12/2013 | Lynn | | D21/684 | |
| 8,926,477 | B2 * | 1/2015 | Lynn | | A63B 23/16 | |
| | | | | | | 482/127 |
| 8,951,171 | B2 * | 2/2015 | Leach | | A63B 21/0004 | |
| | | | | | | 482/106 |
| 9,700,749 | B2 * | 7/2017 | Carpinelli | | A63B 21/0004 | |
| 2015/0165268 | A1 * | 6/2015 | Nicoud | | A63B 23/16 | |
| | | | | | | 482/44 |

* cited by examiner

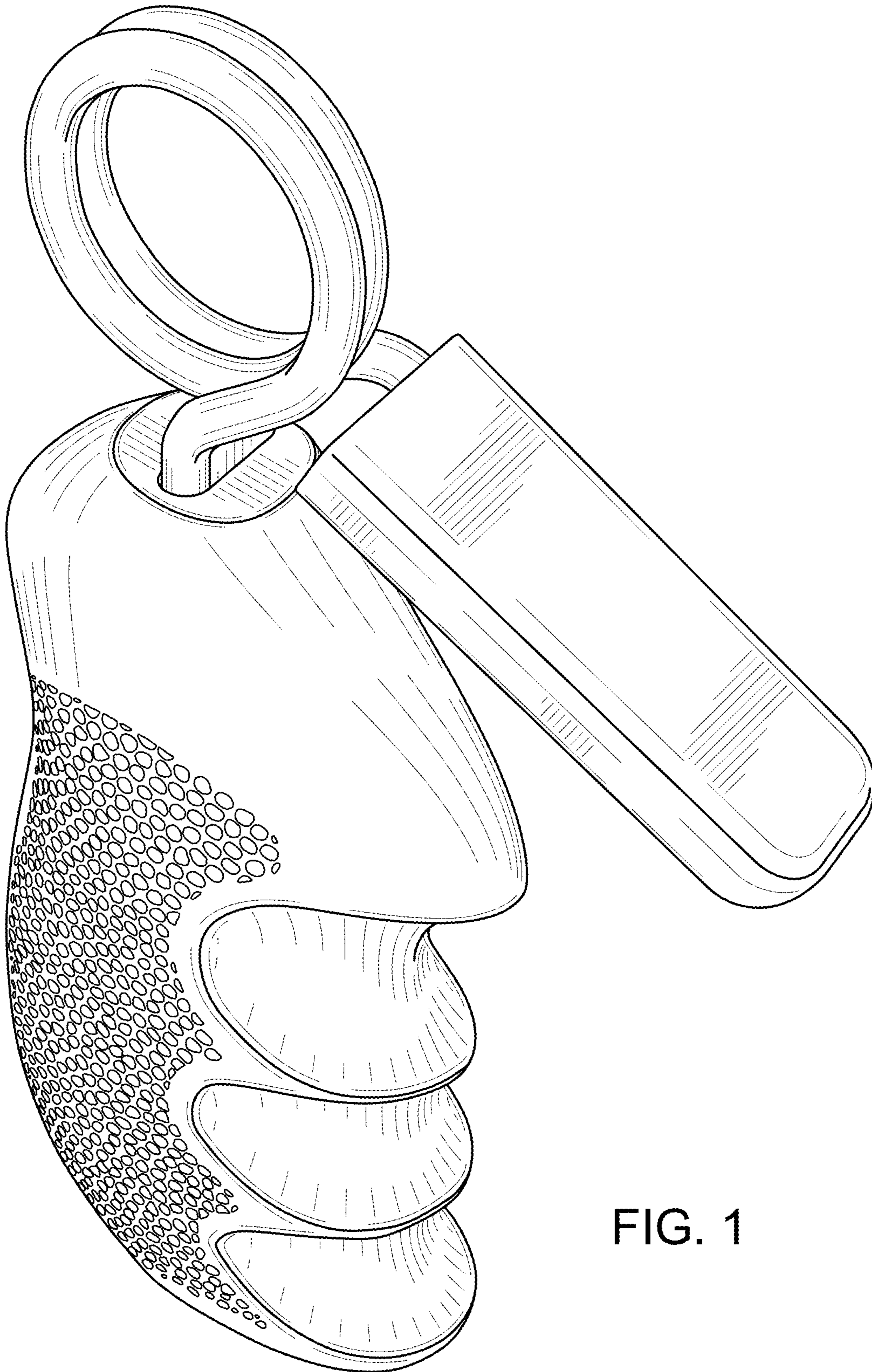


FIG. 1

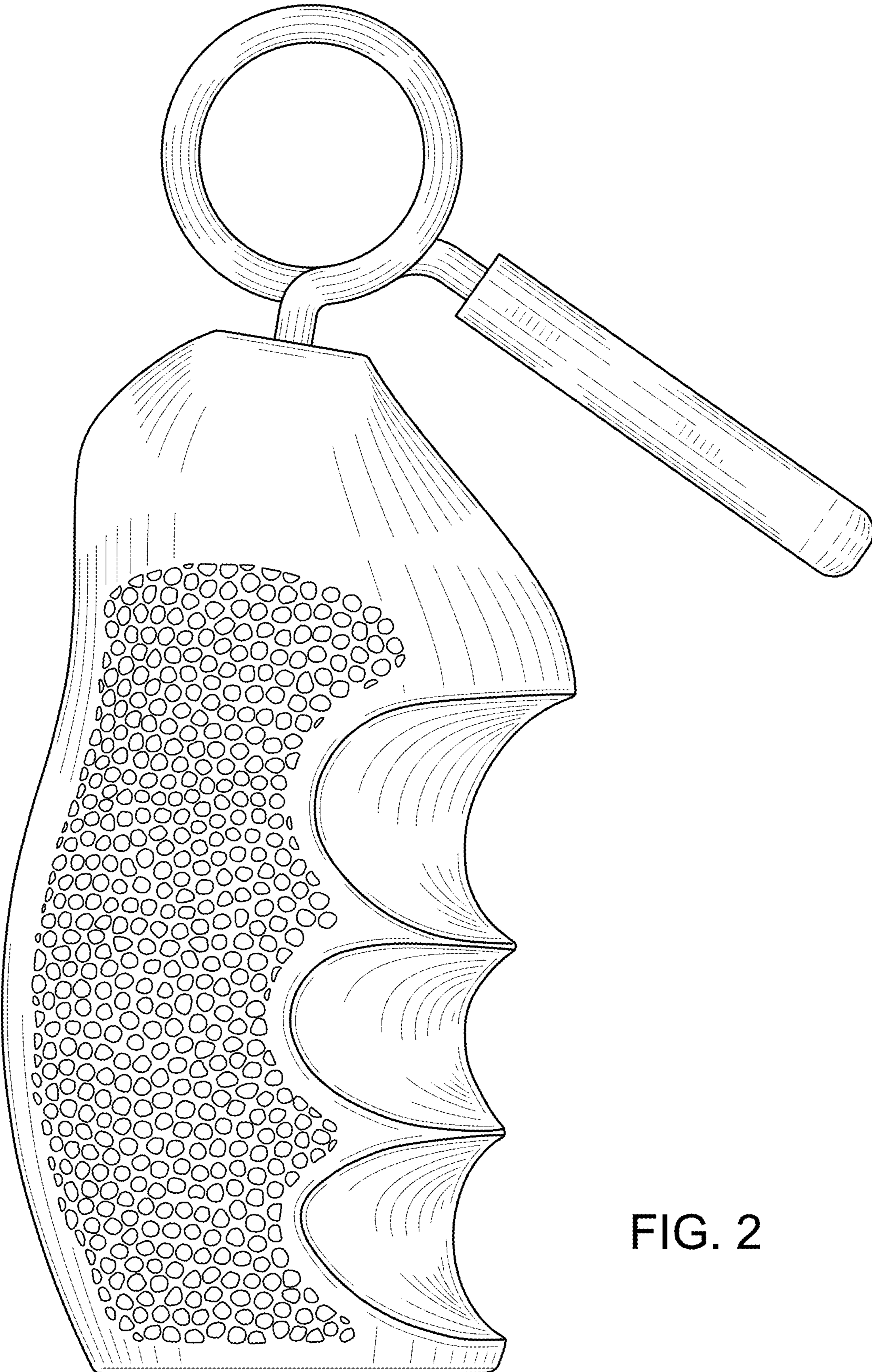


FIG. 2

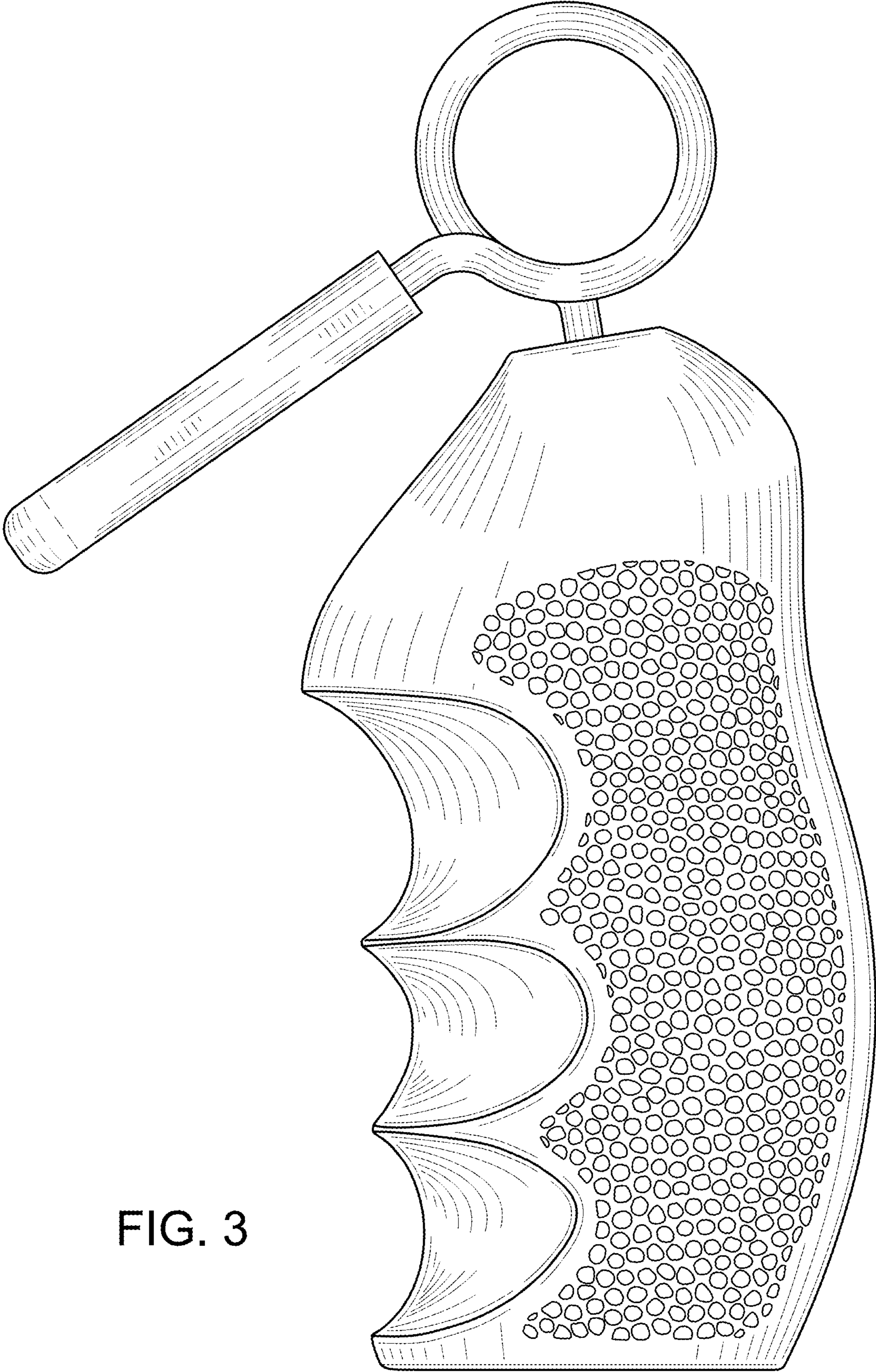


FIG. 3

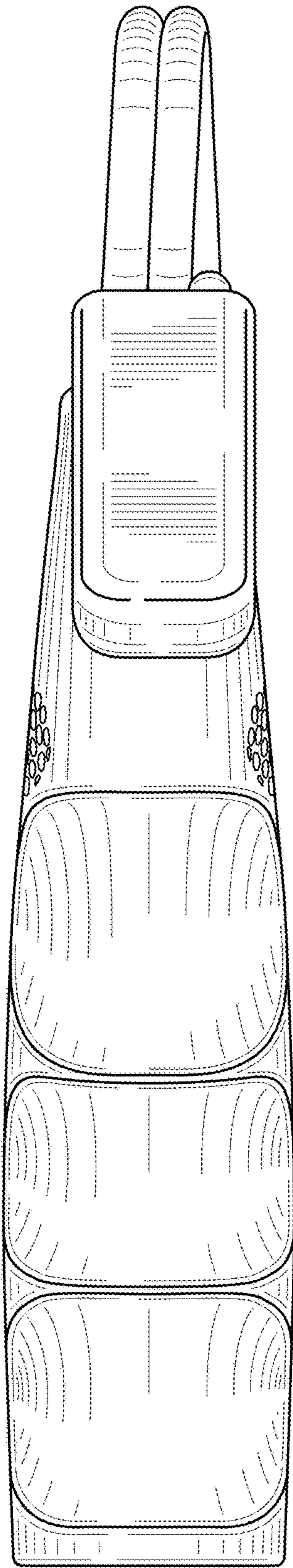


FIG. 4

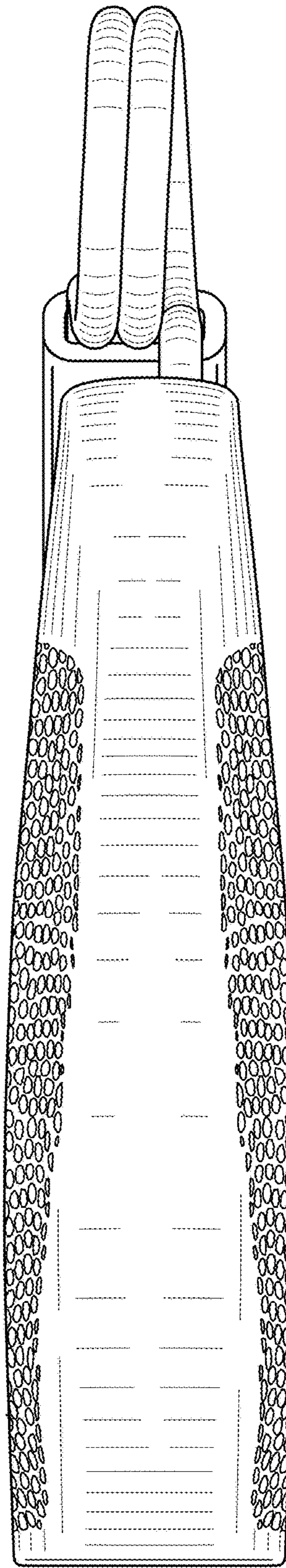


FIG. 5

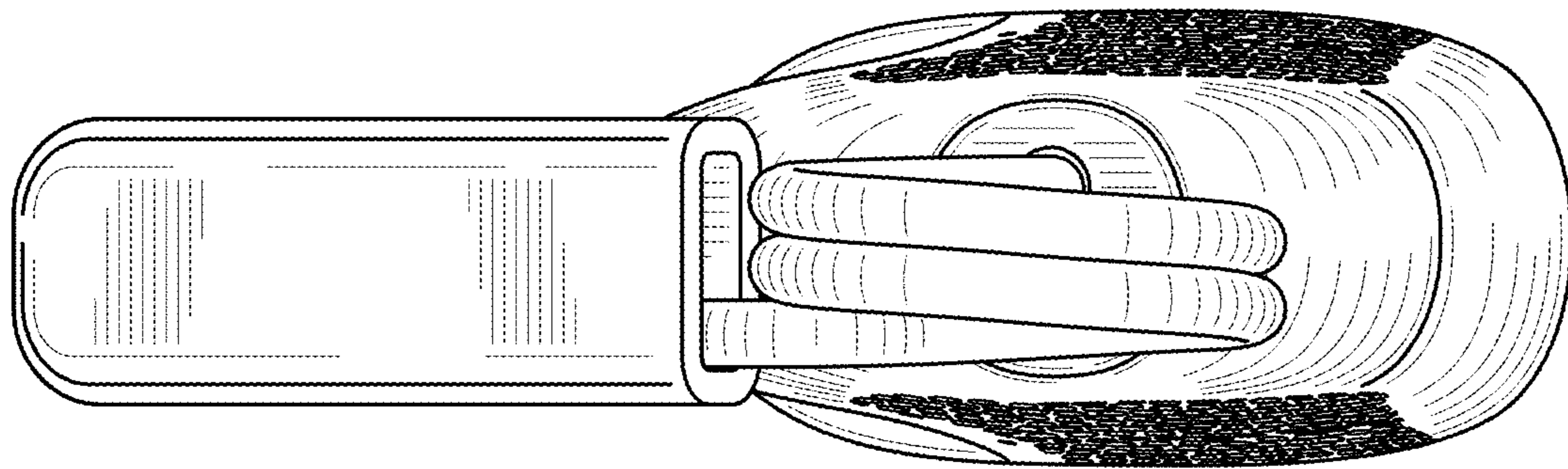


FIG. 6

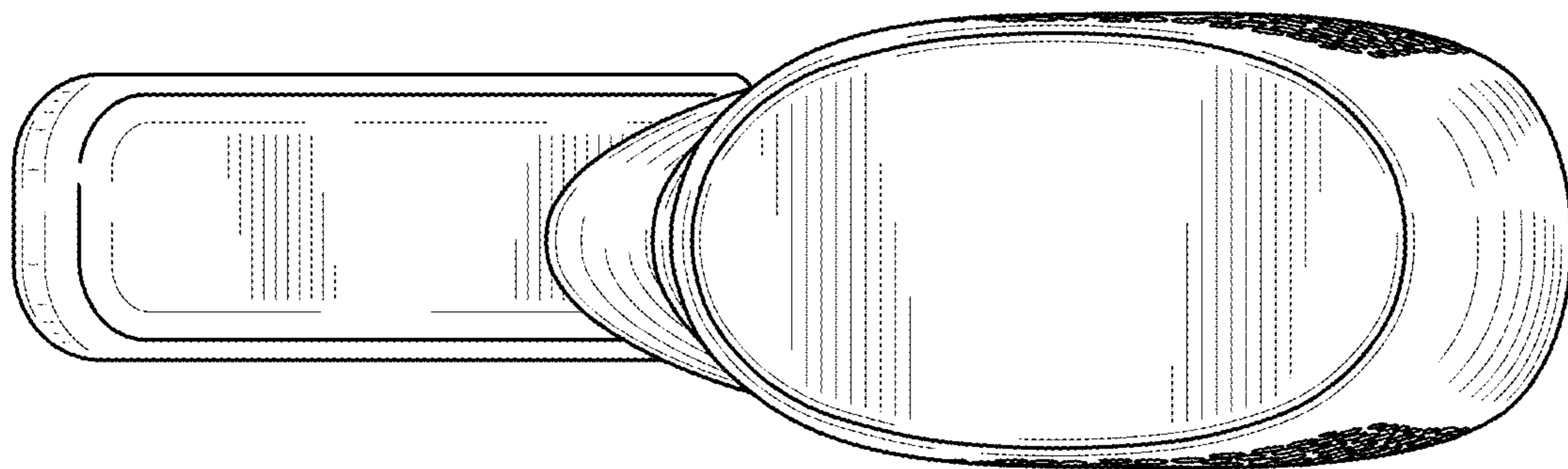


FIG. 7