



US00D805124S

(12) **United States Design Patent**
Mendez

(10) **Patent No.:** **US D805,124 S**

(45) **Date of Patent:** **** Dec. 12, 2017**

(54) **PROTECTIVE SKIN SHIELD**

- (71) Applicant: **Oscar Mendez**, Redondo Beach, CA (US)
- (72) Inventor: **Oscar Mendez**, Redondo Beach, CA (US)
- (**) Term: **15 Years**
- (21) Appl. No.: **29/580,965**
- (22) Filed: **Oct. 14, 2016**
- (51) **LOC (10) Cl.** **16-06**
- (52) **U.S. Cl.**
USPC **D16/332**
- (58) **Field of Classification Search**
USPC D16/101, 300-342, 900; D29/102-110; D21/483, 659-661; D14/372; 351/41, 351/44, 45-48, 51-52, 62, 158, 92, 351/103-123, 140-153, 63, 59; 2/13, 15, 2/426-432, 447-449, 441, 434-437; D24/110.1, 110.2, 189, 191
CPC G02C 2200/08; G02C 1/06; G02C 5/14; G02C 11/02; G02C 11/04; G02C 5/16; G02C 2200/22; G02C 5/146; G02C 5/2254; G02C 5/008; G01C 5/16; A61M 2021/0044; A63B 33/002
See application file for complete search history.

(56) **References Cited**

U.S. PATENT DOCUMENTS

- 2,281,129 A 11/1939 Wolff
- 2,498,668 A * 2/1950 Fitzsimmons A41D 13/11
128/863
- D158,020 S * 4/1950 Spier D16/301
- 3,721,490 A 3/1973 Prince
- 4,105,304 A 8/1978 Baker

(Continued)

FOREIGN PATENT DOCUMENTS

- JP 30036188 U 10/1994
- KR 10-2012-0092312 8/2012
- KR 10-213-0019 690 A 2/2013

OTHER PUBLICATIONS

International Search Report in PCT/US2017/031598 dated Aug. 8, 2017.

(Continued)

Primary Examiner — Eric L Goodman

Assistant Examiner — Sanjeev Paul

(74) *Attorney, Agent, or Firm* — IP and Business law offices of Howard L. Hoffenberg, Esq.; Howard Leslie Hoffenberg

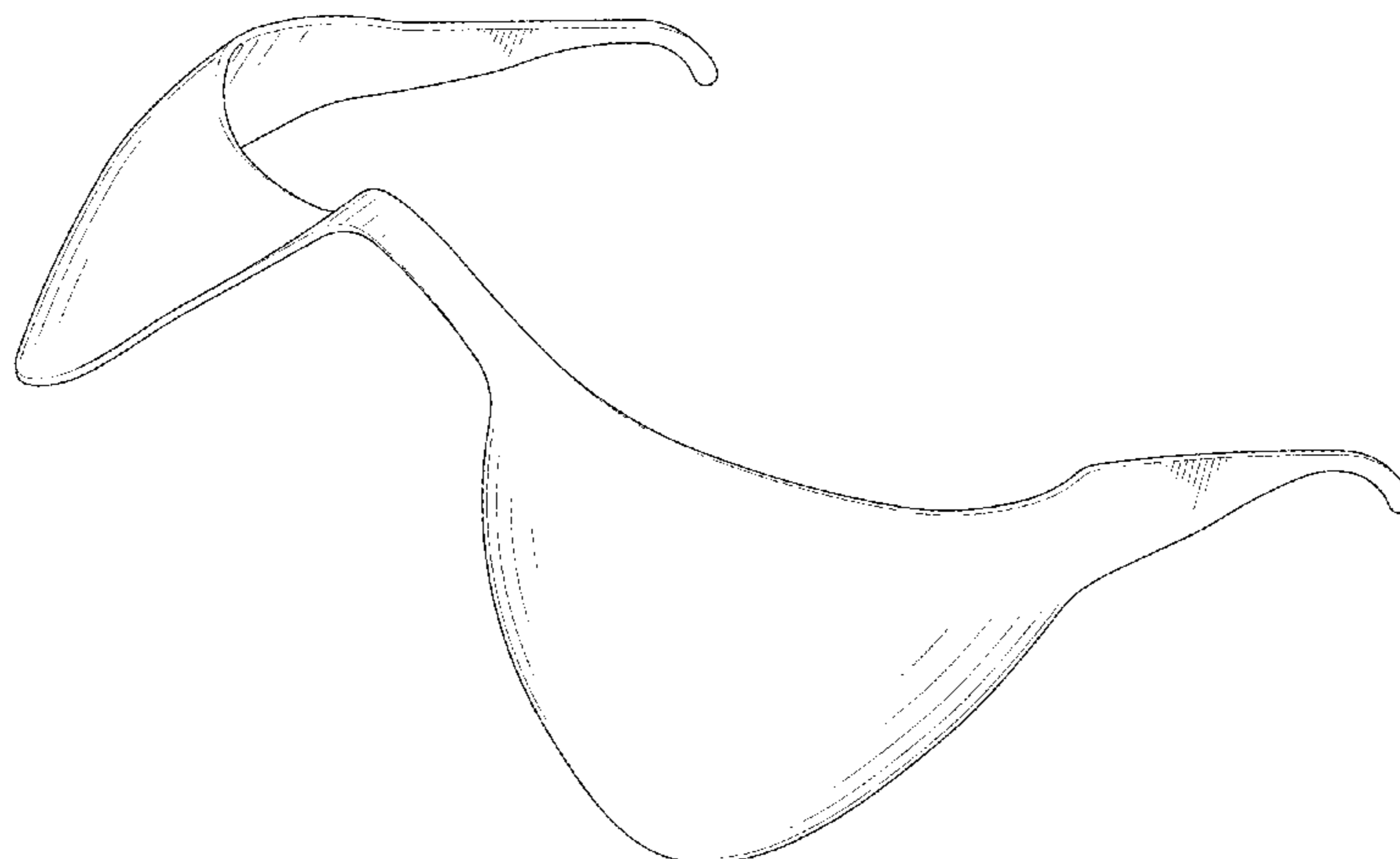
(57) **CLAIM**

The ornamental design for a protective skin shield, as shown and described.

DESCRIPTION

FIG. 1 is a perspective view of the protective skin shield according to the present invention;
 FIG. 2. Is a perspective view of the protective skin shield according to the present invention shown in a state of use;
 FIG. 3 is a front elevation view of the protective skin shield according to the present invention;
 FIG. 4 is a back elevation view of the protective skin shield according to the present invention;
 FIG. 5 is a right side elevation view of the protective skin shield according to the present invention;
 FIG. 6 is a left side elevation view of the protective skin shield according to the present invention;
 FIG. 7 is a top elevation view of the protective skin shield according to the present invention space; and,
 FIG. 8 is a bottom elevation view of the protective skin shield according to the present invention.
 The broken lines depicting the a human head shown in FIG. 2 is included for the purpose of illustrating environmental subject matter and forms no part of the claimed.

1 Claim, 8 Drawing Sheets



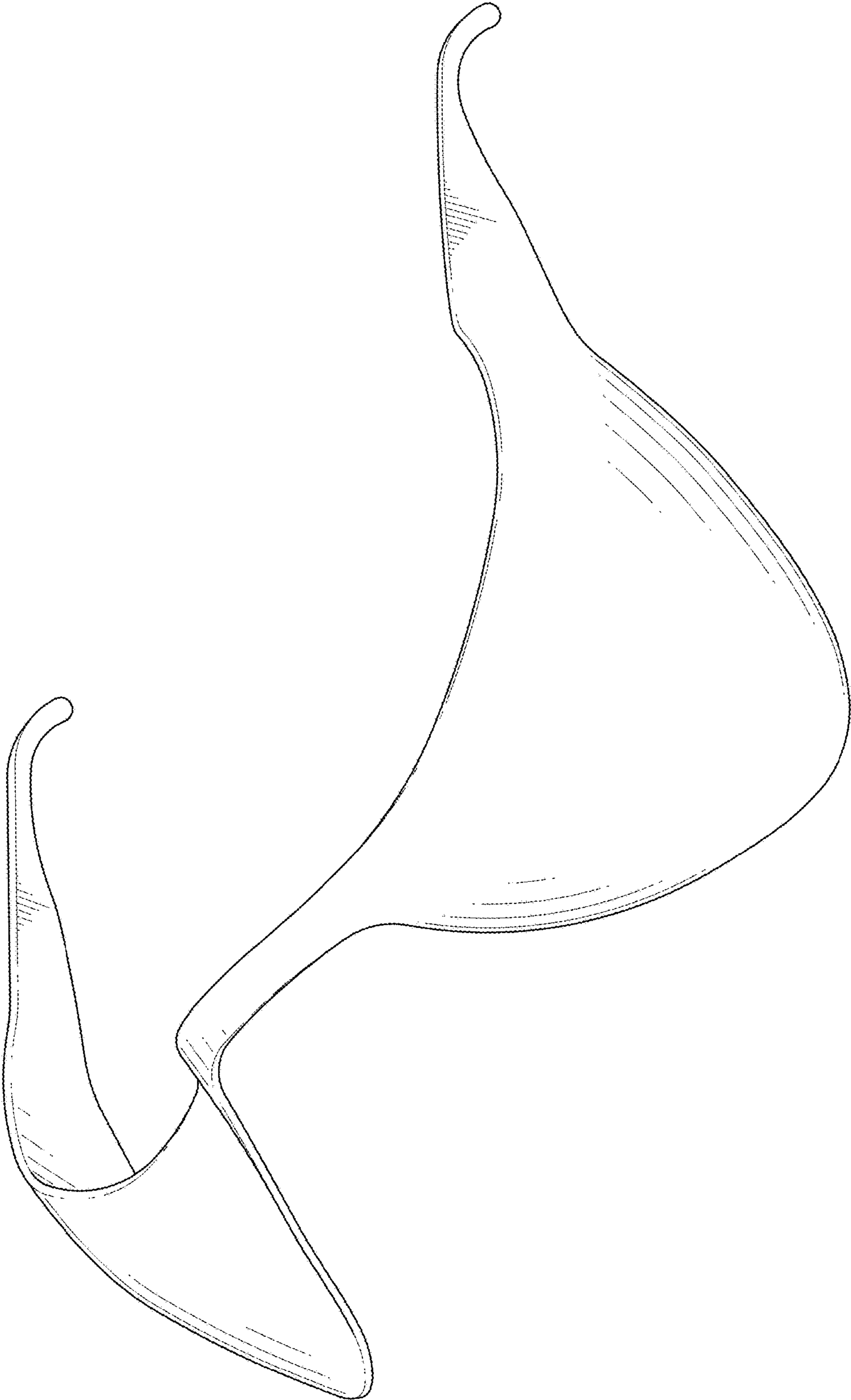


FIG. 1

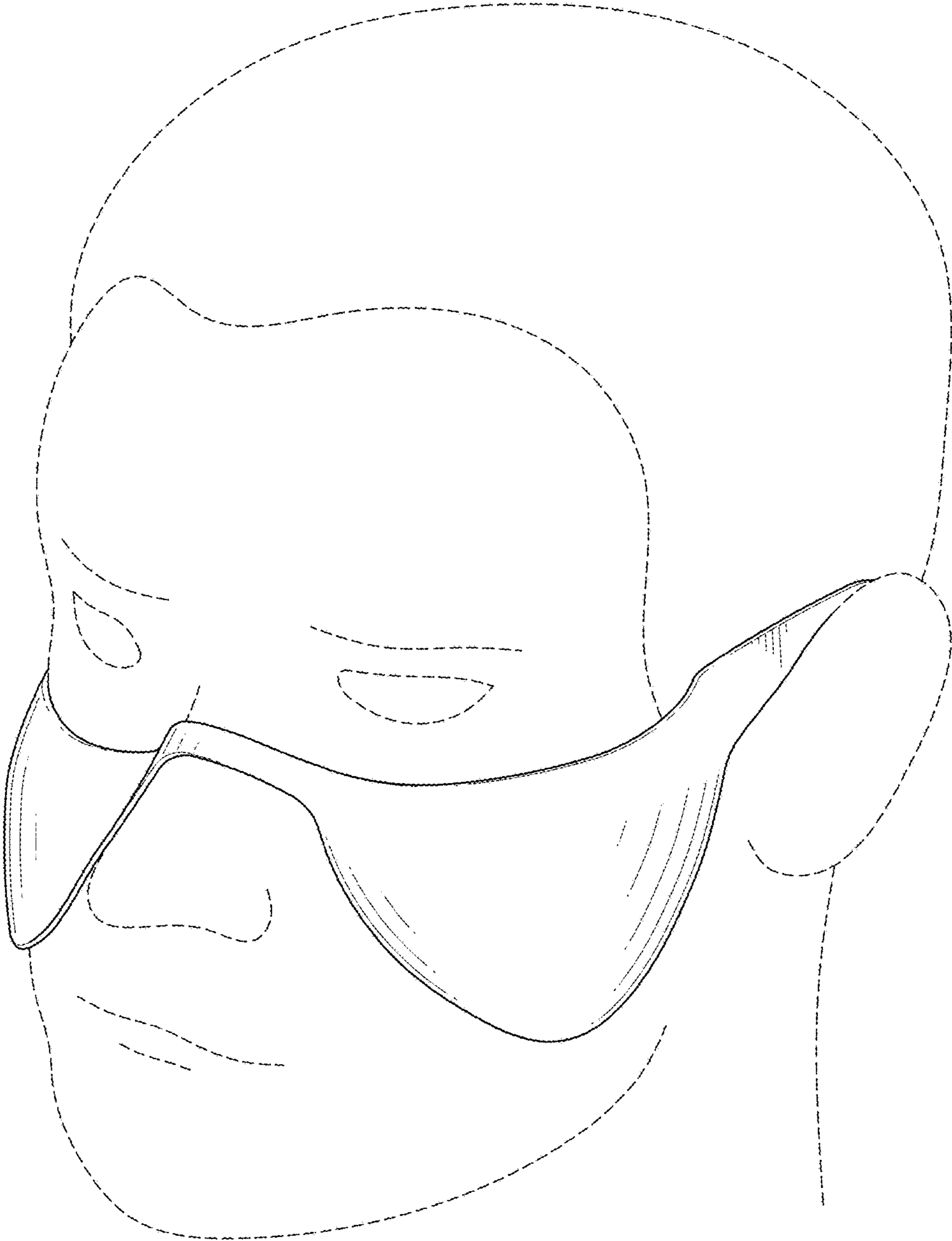


FIG. 2

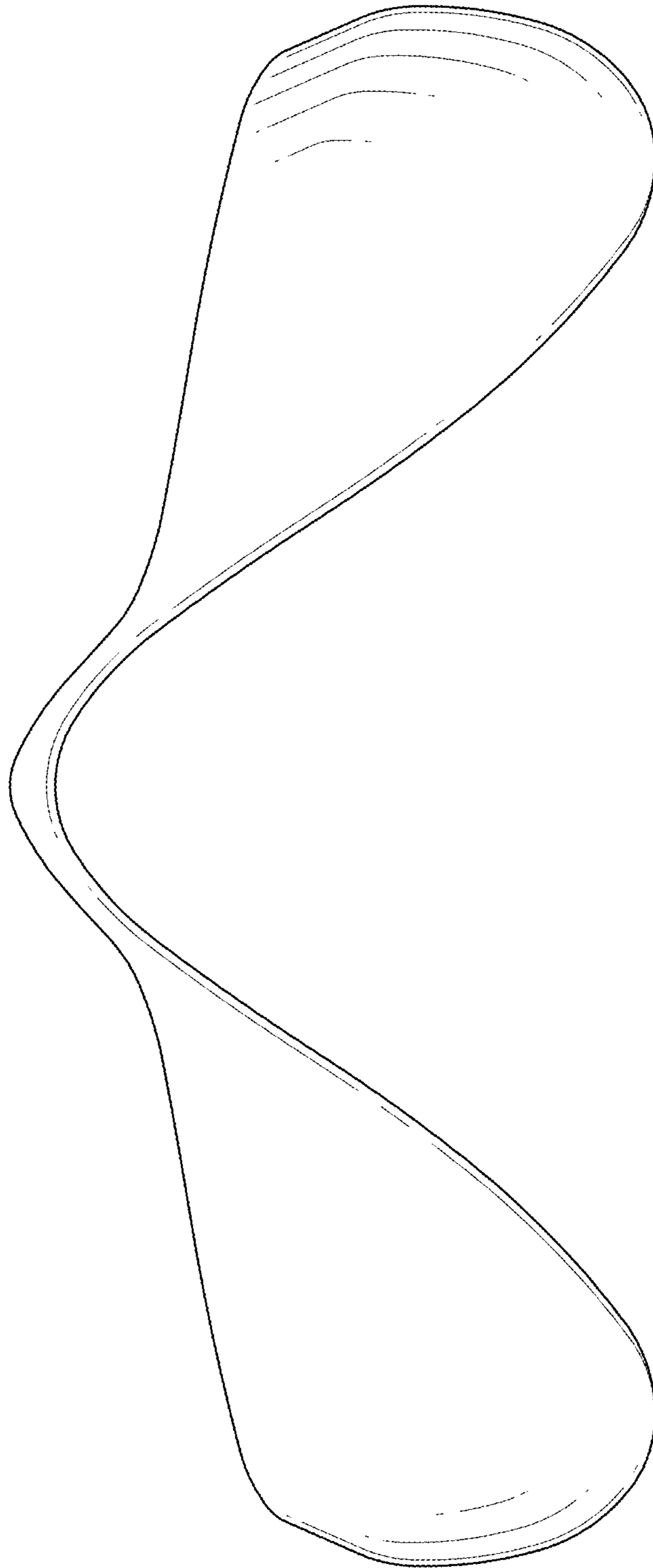


FIG. 3

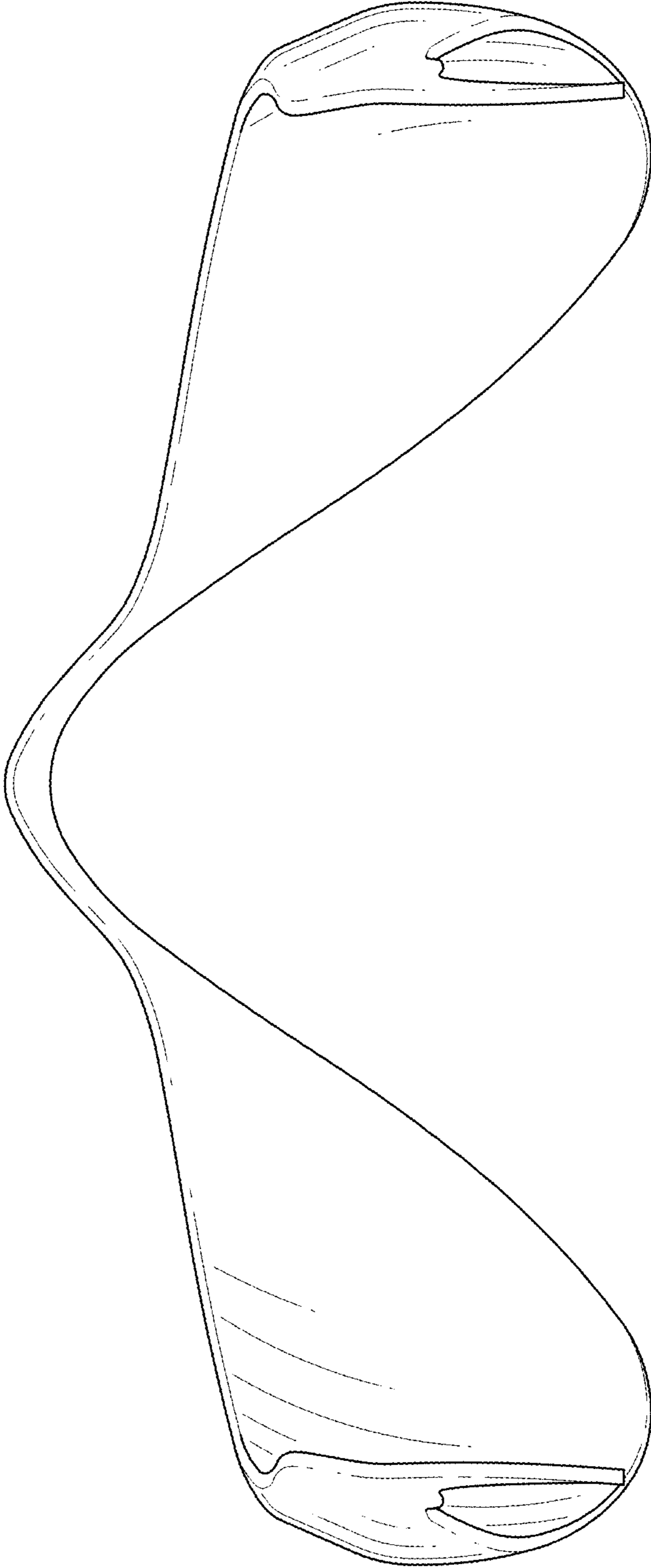


FIG. 4

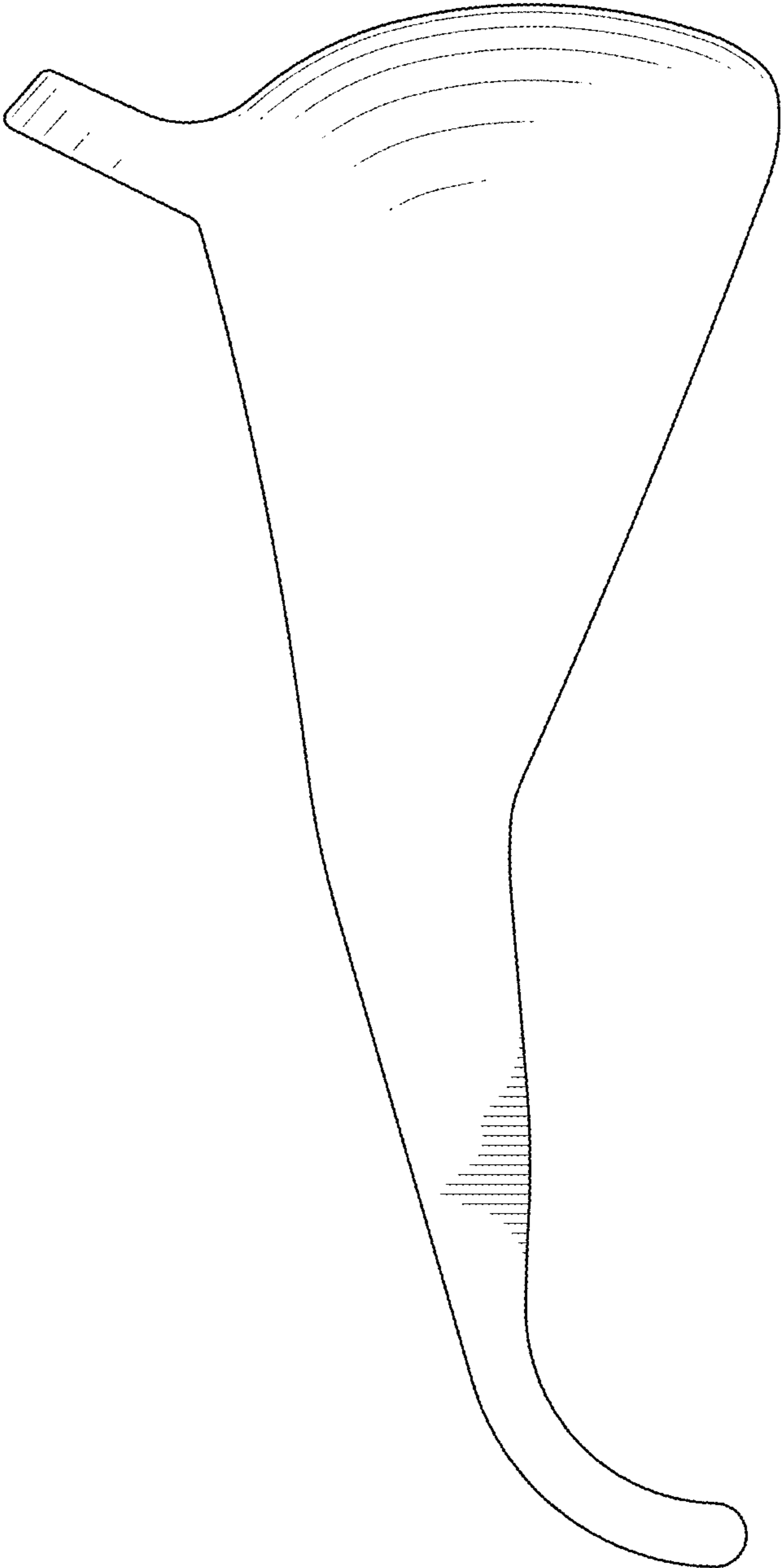


FIG. 5

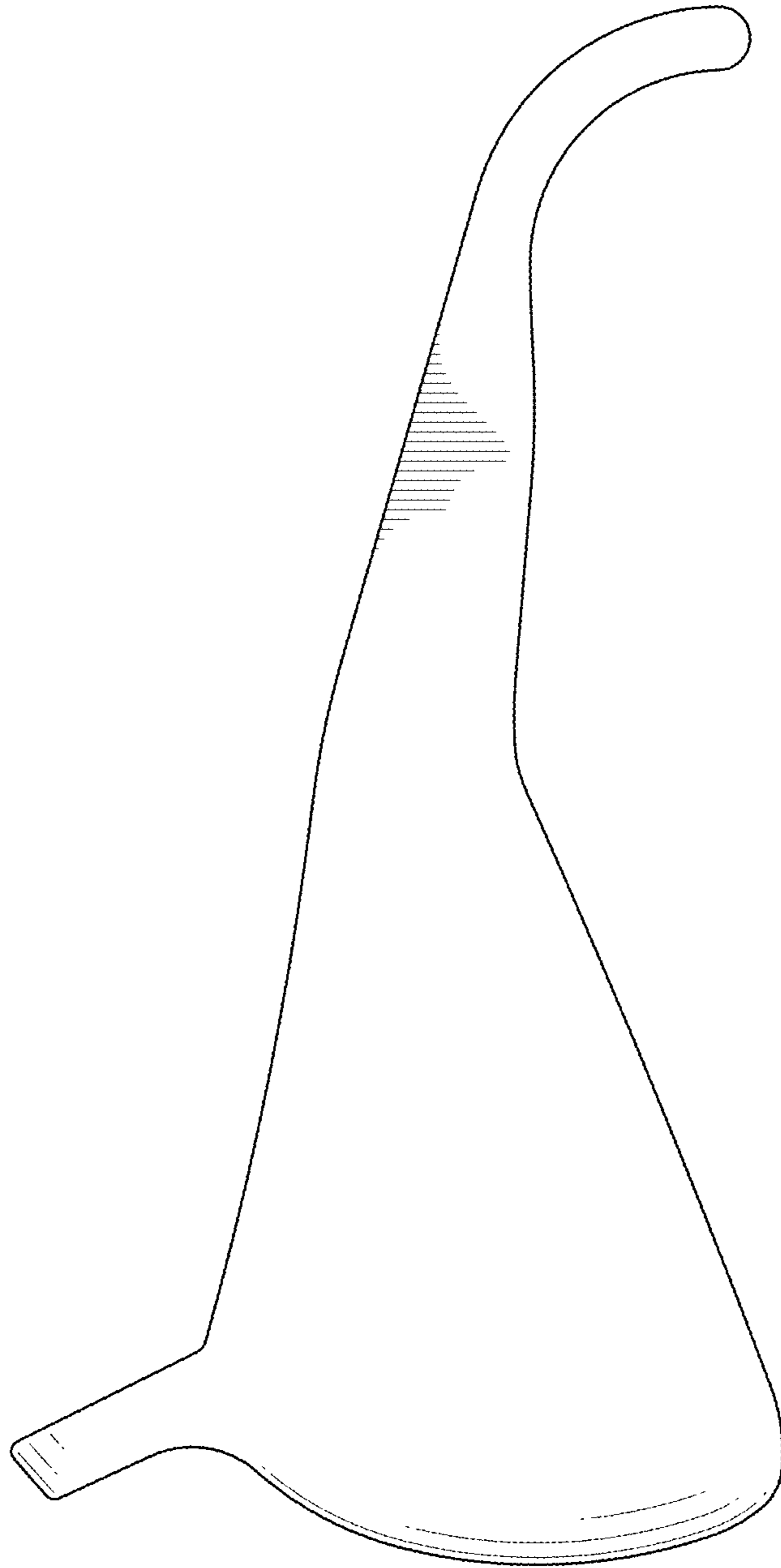


FIG. 6




FIG. 7



FIG. 8