



US00D805107S

(12) **United States Design Patent** (10) **Patent No.:** **US D805,107 S**
Nichols (45) **Date of Patent:** **** Dec. 12, 2017**

(54) **ENGINE FAN SHROUD**
(71) Applicant: **U.S. Farathane Corporation**, Auburn Hills, MI (US)
(72) Inventor: **Chad Thomas Nichols**, Lake Orion, MI (US)
(73) Assignee: **U.S. Farathane Corporation**, Auburn Hills, MI (US)
(**) Term: **15 Years**
(21) Appl. No.: **29/586,393**
(22) Filed: **Dec. 2, 2016**
(51) **LOC (10) Cl.** **15-01**
(52) **U.S. Cl.**
USPC **D15/5**
(58) **Field of Classification Search**
USPC D15/1, 2, 3, 5, 28; D23/382, 386, 411
CPC F01P 11/10; F01P 5/06; F01P 9/00; F28F 9/002; F04D 29/164; F04D 29/541; B60K 11/08
See application file for complete search history.

6,024,536 A 2/2000 Tsubakida et al.
6,123,051 A 9/2000 Kubina et al.
6,139,265 A 10/2000 Alizadeh
6,142,733 A 11/2000 Alizadeh et al.
6,206,635 B1 3/2001 Golm et al.
6,309,178 B1 10/2001 Kim et al.
6,398,492 B1 6/2002 Cho et al.
6,450,760 B1 9/2002 Furukawa et al.
6,595,744 B2 7/2003 Van Houten
D491,963 S * 6/2004 Doba D15/144
6,827,547 B2 12/2004 Robb
7,165,515 B2 1/2007 Jacquay
D599,827 S * 9/2009 Yabe D15/28
D600,722 S * 9/2009 Yabe D15/28
7,588,419 B2 9/2009 Hong et al.
D605,206 S * 12/2009 Yabe D15/28
D620,031 S * 7/2010 Yabe D15/28
8,303,244 B2 11/2012 Alexander et al.
8,459,967 B2 6/2013 Kleber
8,475,111 B2 7/2013 Stagg et al.

(Continued)

FOREIGN PATENT DOCUMENTS

DE 2505563 A1 9/1975
EP 0387987 A2 9/1990

(Continued)

Primary Examiner — T. Chase Nelson
Assistant Examiner — Ania Aman
(74) *Attorney, Agent, or Firm* — Dinsmore & Shohl LLP

(56) **References Cited**

U.S. PATENT DOCUMENTS

2,668,523 A 2/1954 Lamb
3,144,859 A 8/1964 Walton
3,433,403 A 3/1969 Gerlitz
4,061,188 A 12/1977 Beck
4,329,946 A 5/1982 Longhouse
4,406,581 A 9/1983 Robb et al.
4,522,160 A * 6/1985 Speers F01P 5/06
123/41.49
5,224,447 A 7/1993 Braatz et al.
5,410,992 A * 5/1995 Hunt F01P 5/06
123/41.49
5,577,888 A 11/1996 Capdevila et al.
5,590,624 A 1/1997 Emond et al.

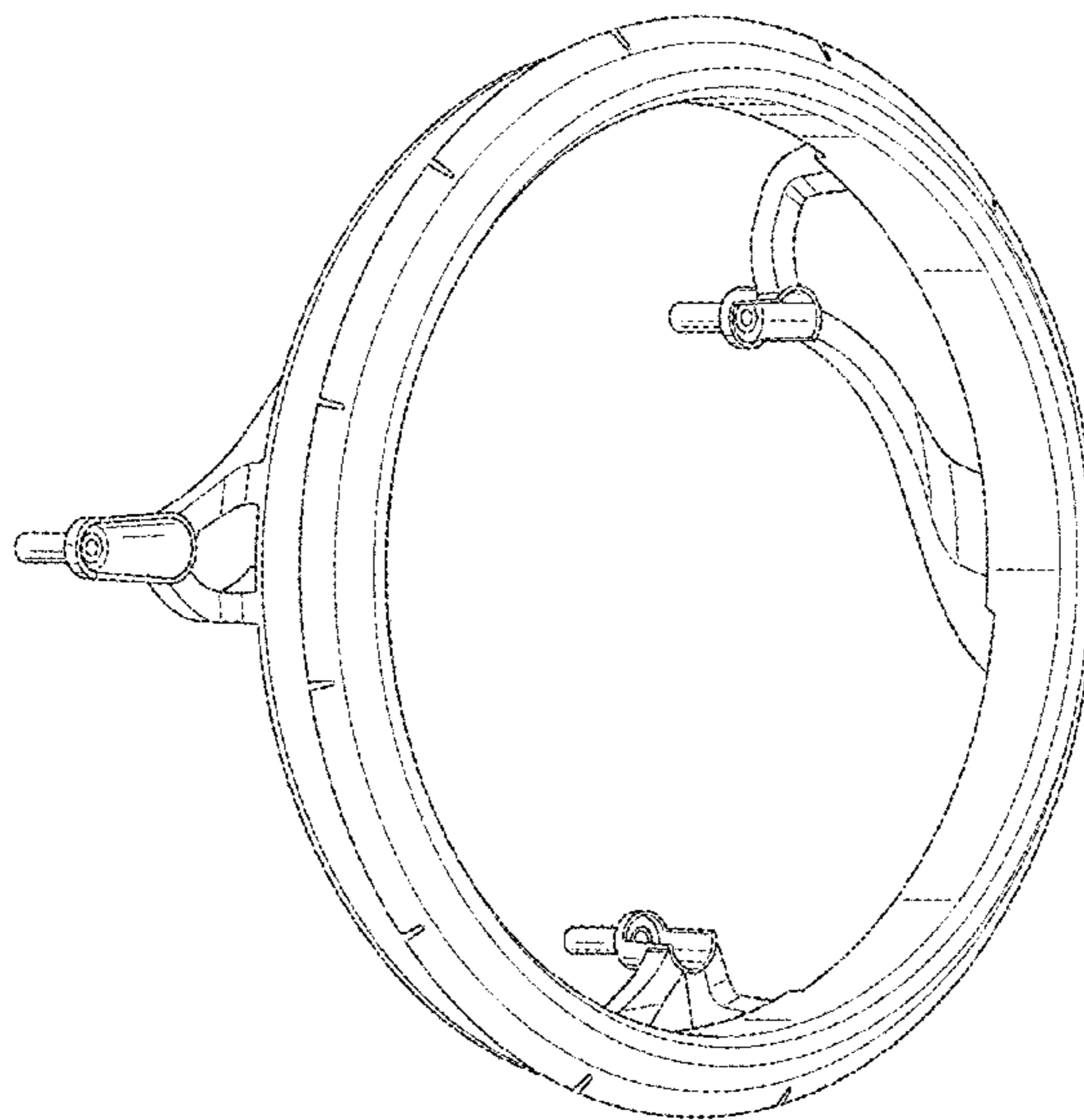
(57) **CLAIM**

The ornamental design for an engine fan shroud, as shown and described.

DESCRIPTION

FIG. 1 is a frontal perspective of the present design;
FIG. 2 is a rotated rear perspective of the present design;
FIG. 3 is a front of the present design; and,
FIG. 4 is a rear view of the present design.

1 Claim, 4 Drawing Sheets



(56)

References Cited

U.S. PATENT DOCUMENTS

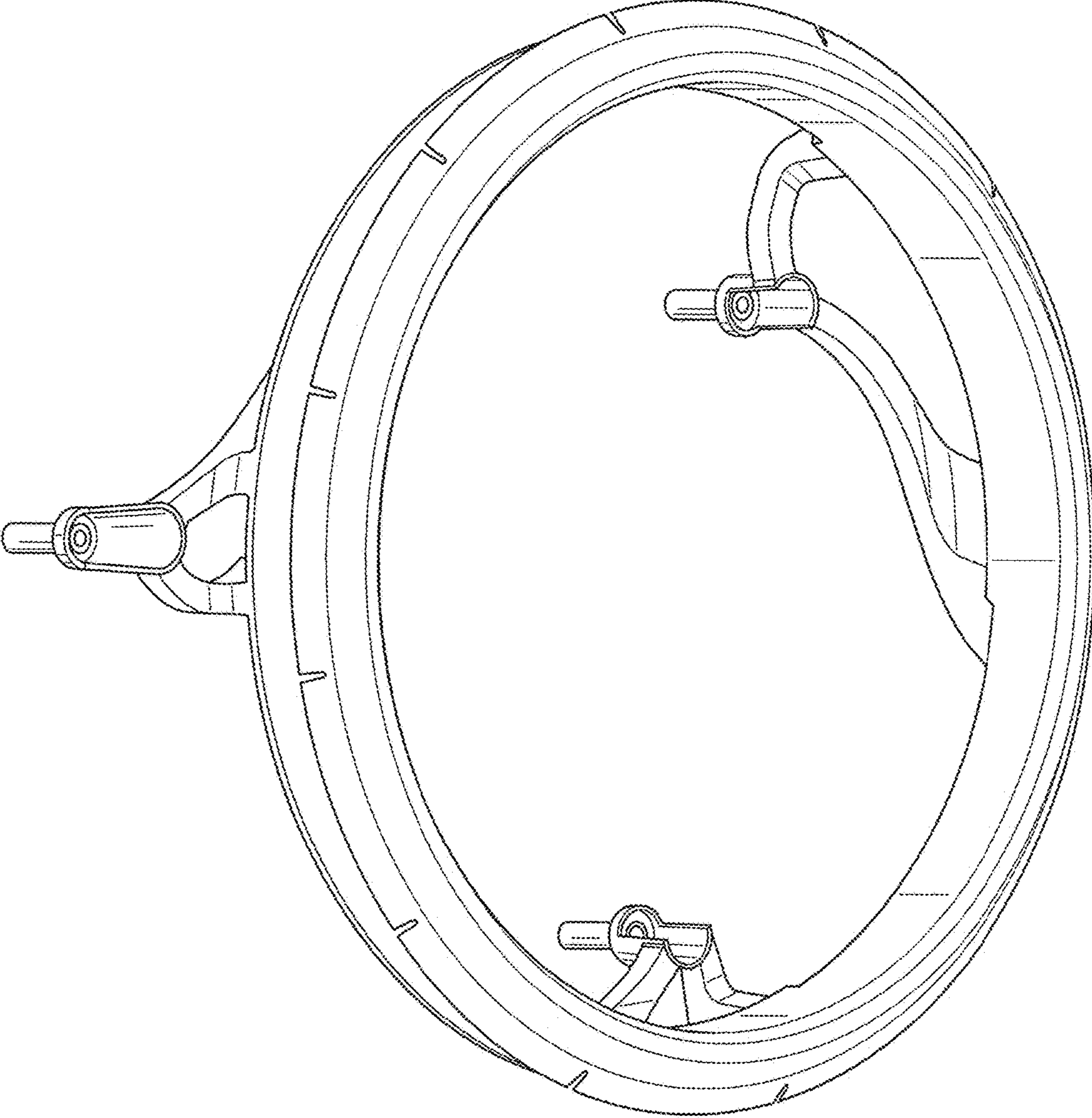
8,550,782 B2 10/2013 Hoskins
8,714,921 B2 5/2014 Tembreull et al.
D706,908 S * 6/2014 Knapp D23/269
D736,261 S * 8/2015 Bellinger D15/28
2005/0186070 A1 8/2005 Zang et al.
2007/0237643 A1 10/2007 Cho et al.
2008/0047504 A1 2/2008 Benvenuto et al.
2008/0072851 A1 3/2008 McLennan
2009/0220334 A1* 9/2009 Vouche F04D 29/526
415/119
2010/0247351 A1 9/2010 Kleber
2012/0275901 A1* 11/2012 Durello B60K 11/02
415/119
2014/0026833 A1* 1/2014 Jensen F01P 5/06
123/41.49
2014/0147257 A1* 5/2014 Sasinowski B60K 11/04
415/173.7
2014/0271144 A1* 9/2014 Landwehr F01D 11/08
415/173.1

FOREIGN PATENT DOCUMENTS

FR 2995554 A1 3/2014
JP 05-169490 9/1993
WO 2008043619 A1 4/2008

* cited by examiner

FIG. 1



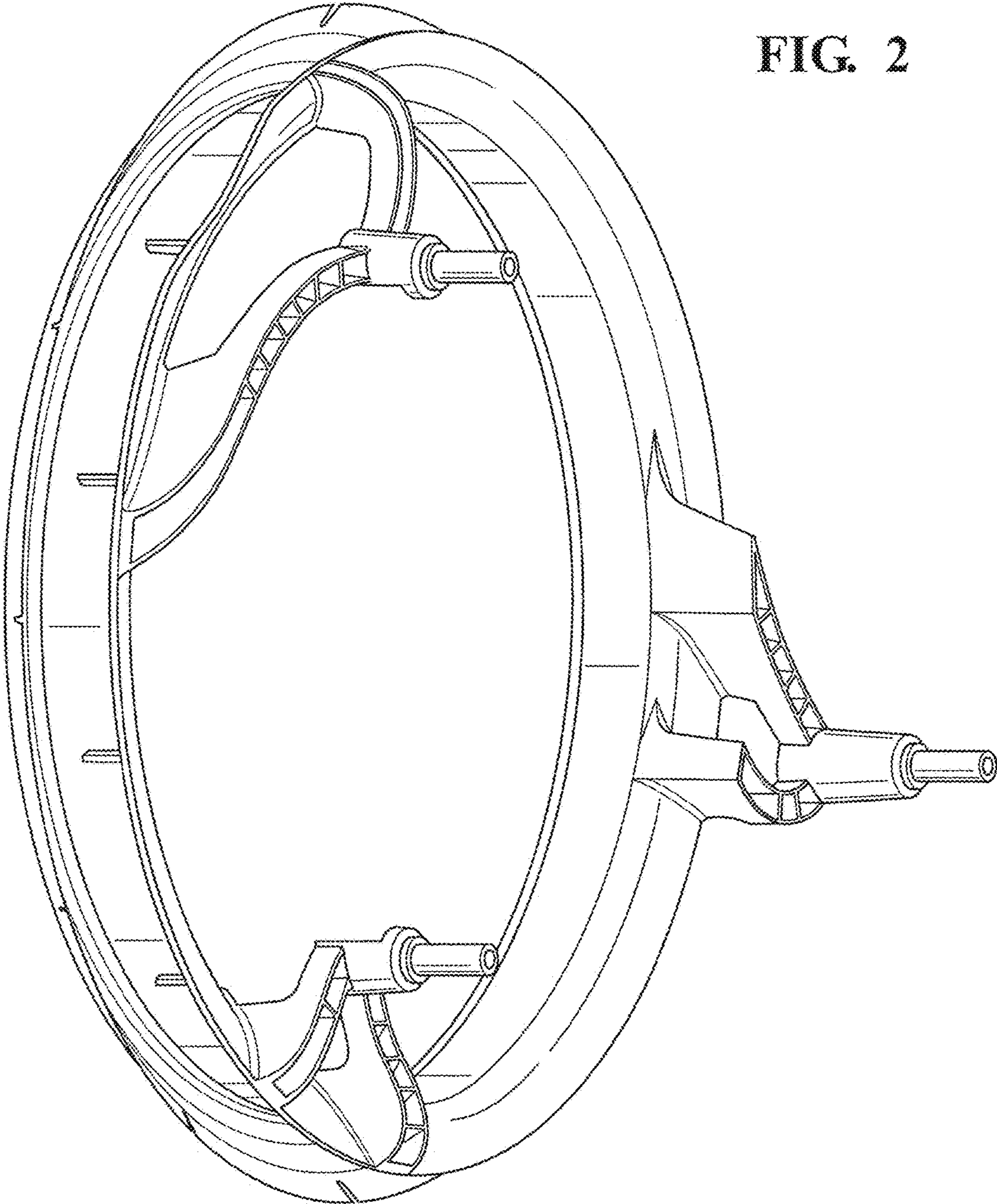


FIG. 2

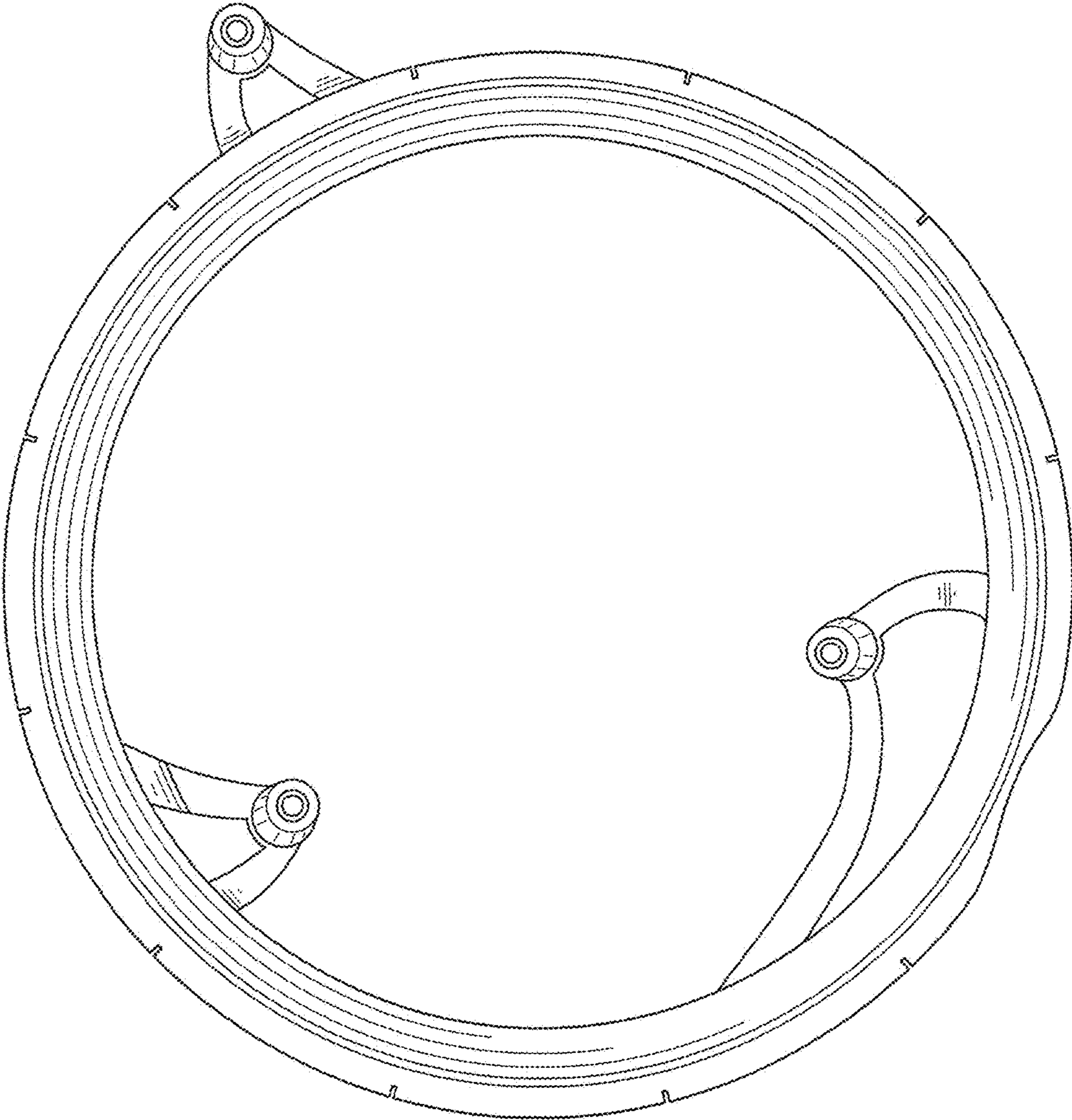


FIG. 3

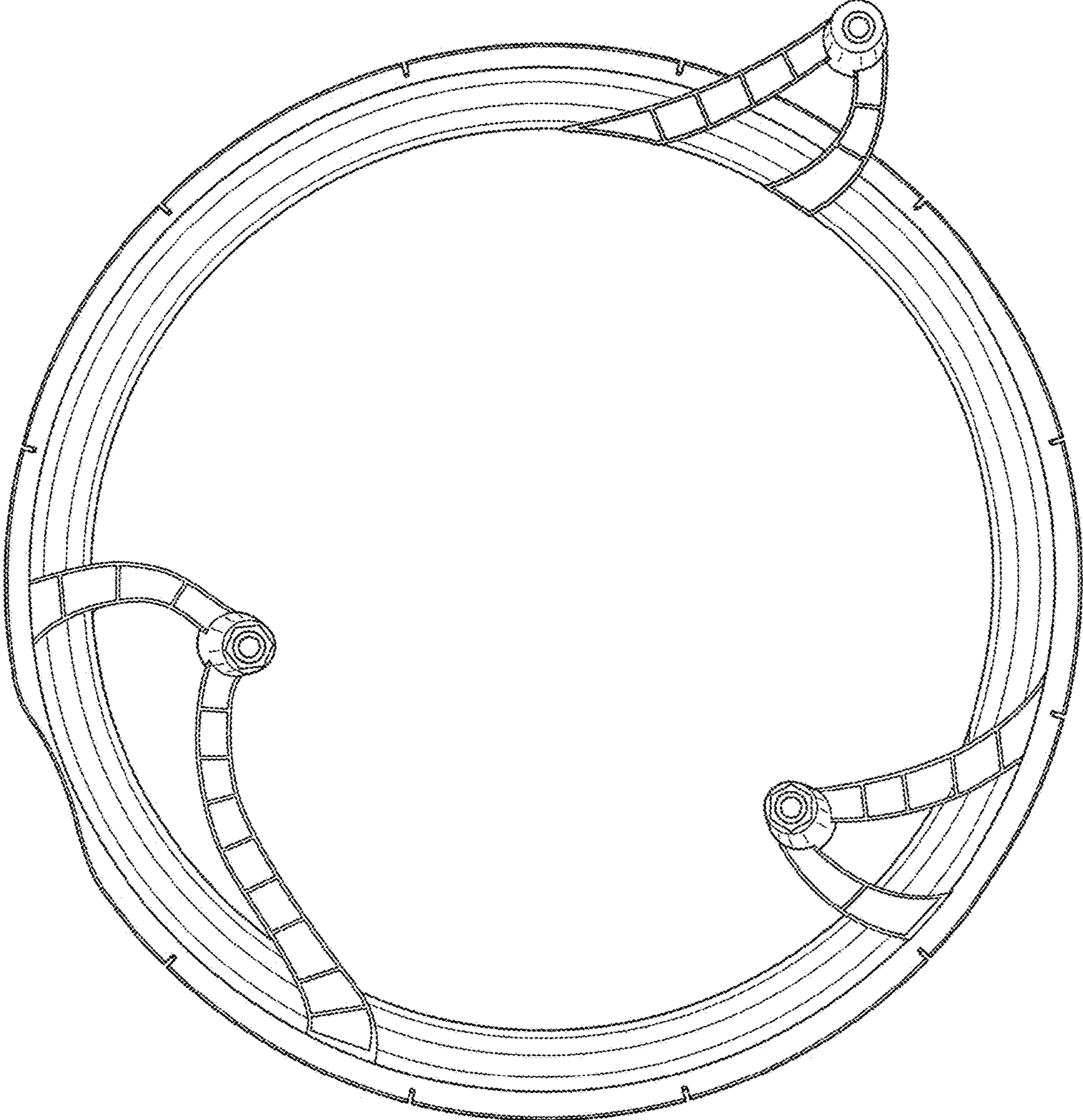


FIG. 4