



US00D805098S

(12) **United States Design Patent** (10) **Patent No.:** **US D805,098 S**
Tsukahara (45) **Date of Patent:** **** *Dec. 12, 2017**

(54) **DISPLAY SCREEN WITH GRAPHICAL USER INTERFACE**

(71) Applicant: **Microsoft Corporation**, Redmond, WA (US)

(72) Inventor: **Hiroshi Tsukahara**, Bellevue, WA (US)

(73) Assignee: **Microsoft Corporation**, Redmond, WA (US)

(*) Notice: This patent is subject to a terminal disclaimer.

(**) Term: **15 Years**

(21) Appl. No.: **29/562,708**

(22) Filed: **Apr. 28, 2016**

(51) **LOC (10) Cl.** **14-04**

(52) **U.S. Cl.**
USPC **D14/488**

(58) **Field of Classification Search**
USPC D14/485-495
CPC B61C 11/04; B64C 29/00; G06F 3/04817;
G06F 3/0482; G06F 2203/04807; G06T
15/02; G06T 13/80; H04M 1/2477; H04N
1/00424

See application file for complete search history.

(56) **References Cited**

U.S. PATENT DOCUMENTS

D532,017 S *	11/2006	Gusmorino	D14/492
D563,977 S *	3/2008	Carl	D14/488
D626,143 S *	10/2010	Karten	D14/491
D656,954 S *	4/2012	Arnold	D14/489
D669,497 S *	10/2012	Lee	D14/489
D682,850 S *	5/2013	Del Pasqua	D14/485
D690,316 S *	9/2013	Meng	D14/486
D700,207 S *	2/2014	Pearson	D14/488
D715,313 S *	10/2014	Hontz, Jr.	D14/485

D743,432 S *	11/2015	Sergeev	D14/487
D752,062 S *	3/2016	Forsblom	D14/485
D752,623 S *	3/2016	Dye	D14/486
D753,678 S *	4/2016	Clarke	D14/485
D753,696 S *	4/2016	Dye	D14/486
D753,711 S *	4/2016	Dye	D14/488
D763,302 S *	8/2016	Murillo	D14/488
D763,910 S *	8/2016	Drozd	D14/485
D764,549 S *	8/2016	Cavander	G06F 3/04817 D14/494

D765,718 S *	9/2016	Vinna	D14/488
D771,063 S *	11/2016	Yang	D14/485

(Continued)

OTHER PUBLICATIONS

Facerepo | Faces by RuffRider, posted on May 6, 2016, no copyright date posted [online], [site visited May 23, 2017]. Available from Internet, <URL: <https://facerepo.com/app/faces/facer-author/pmdQ7dWSQZ/1/>>.*

(Continued)

Primary Examiner — Philip S Hyder
Assistant Examiner — Cary M Robinson

(74) *Attorney, Agent, or Firm* — Banner & Witcoff, Ltd.

(57) **CLAIM**

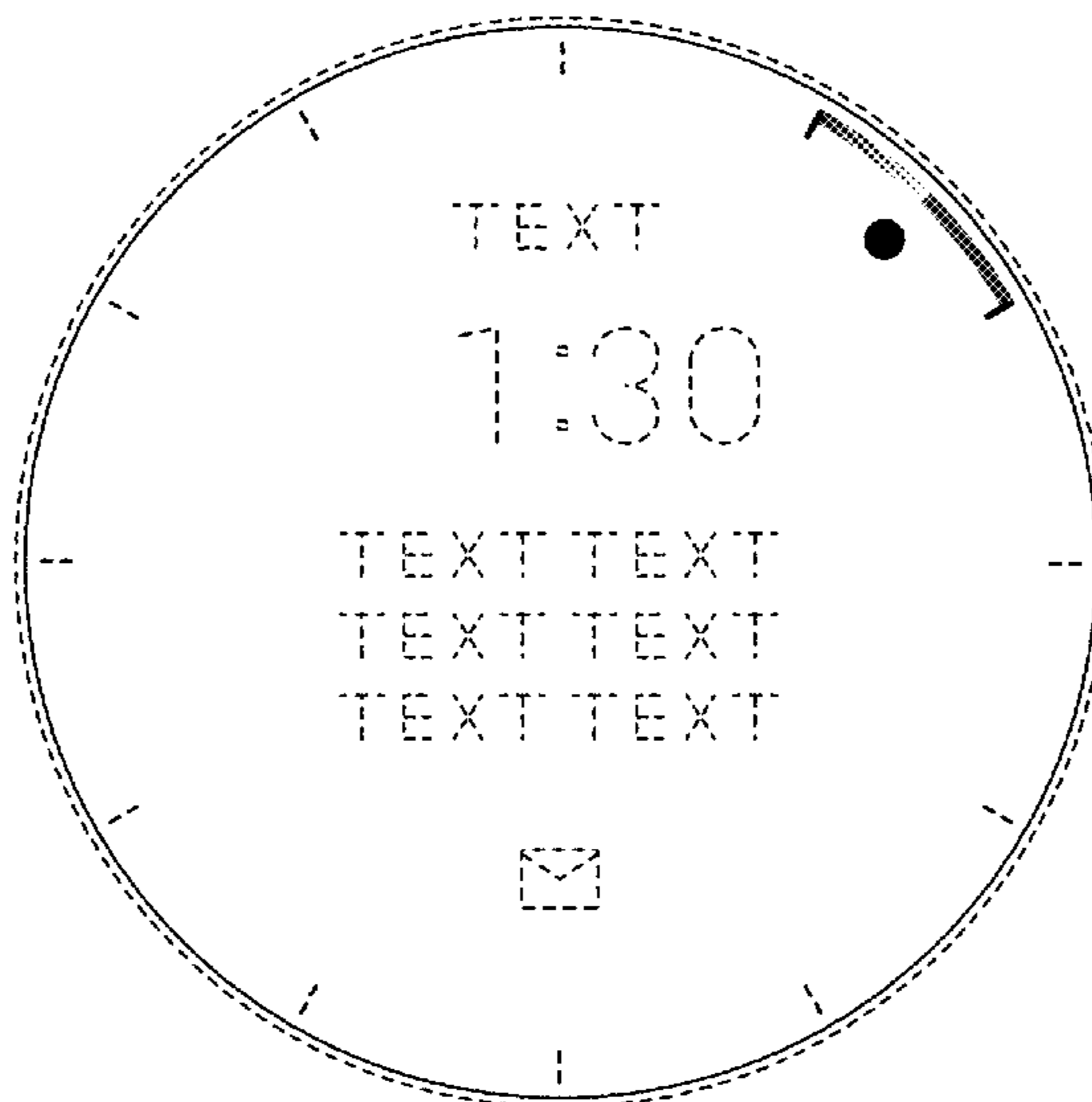
The ornamental design for a display screen with graphical user interface, as shown and described.

DESCRIPTION

FIG. 1 is a front view of a display screen with graphical user interface showing my new design; and, FIG. 2 is an enlarged view of the features of FIG. 1, shown separately for completeness of illustration.

The outermost broken line illustrates the display screen, and the remainder of the broken lines, including the broken line showing of alphanumeric characters and envelope, illustrate portions of the animated graphical user interface. None of the broken lines form part of the claimed design.

1 Claim, 3 Drawing Sheets



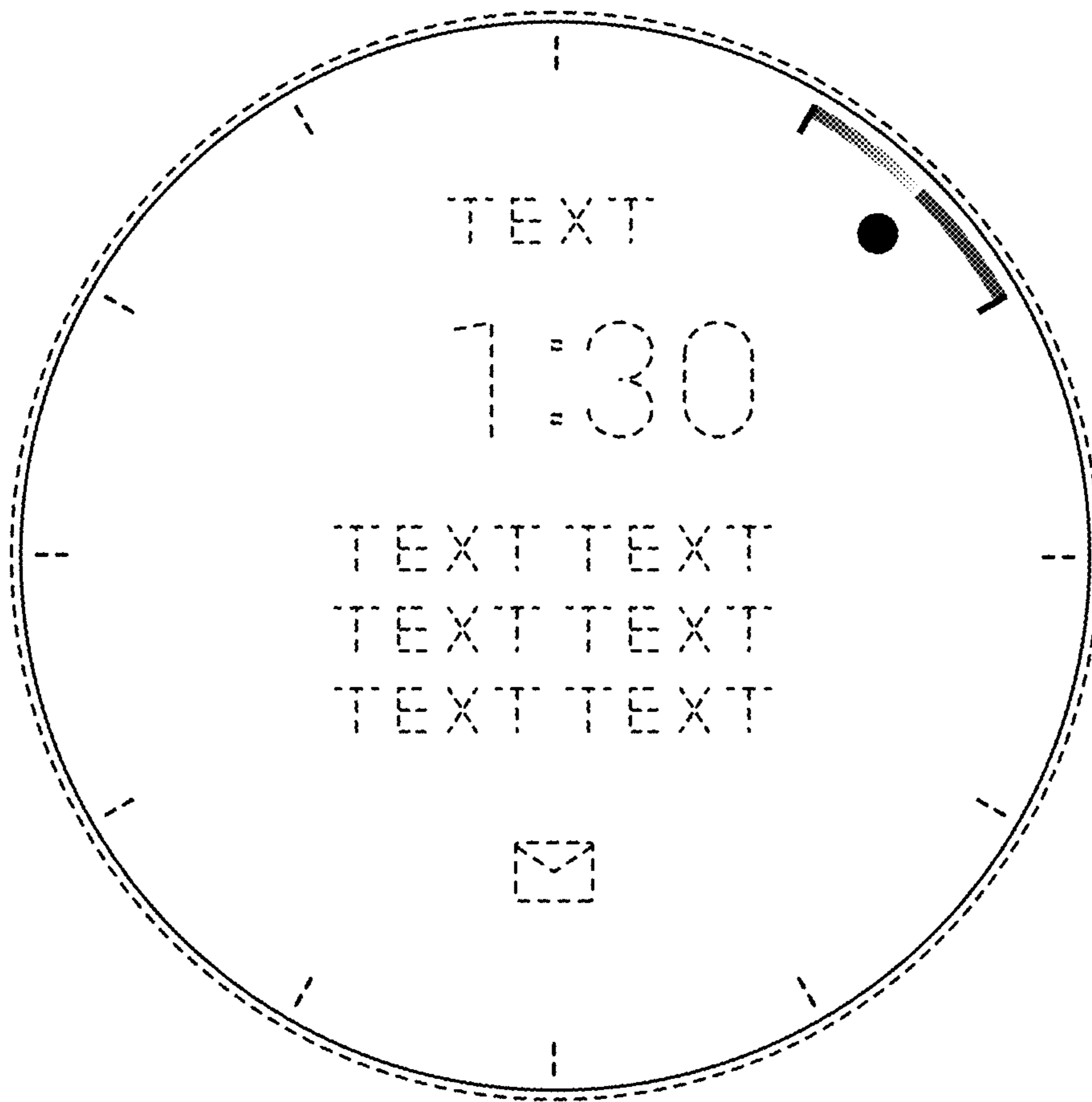


FIG. 1

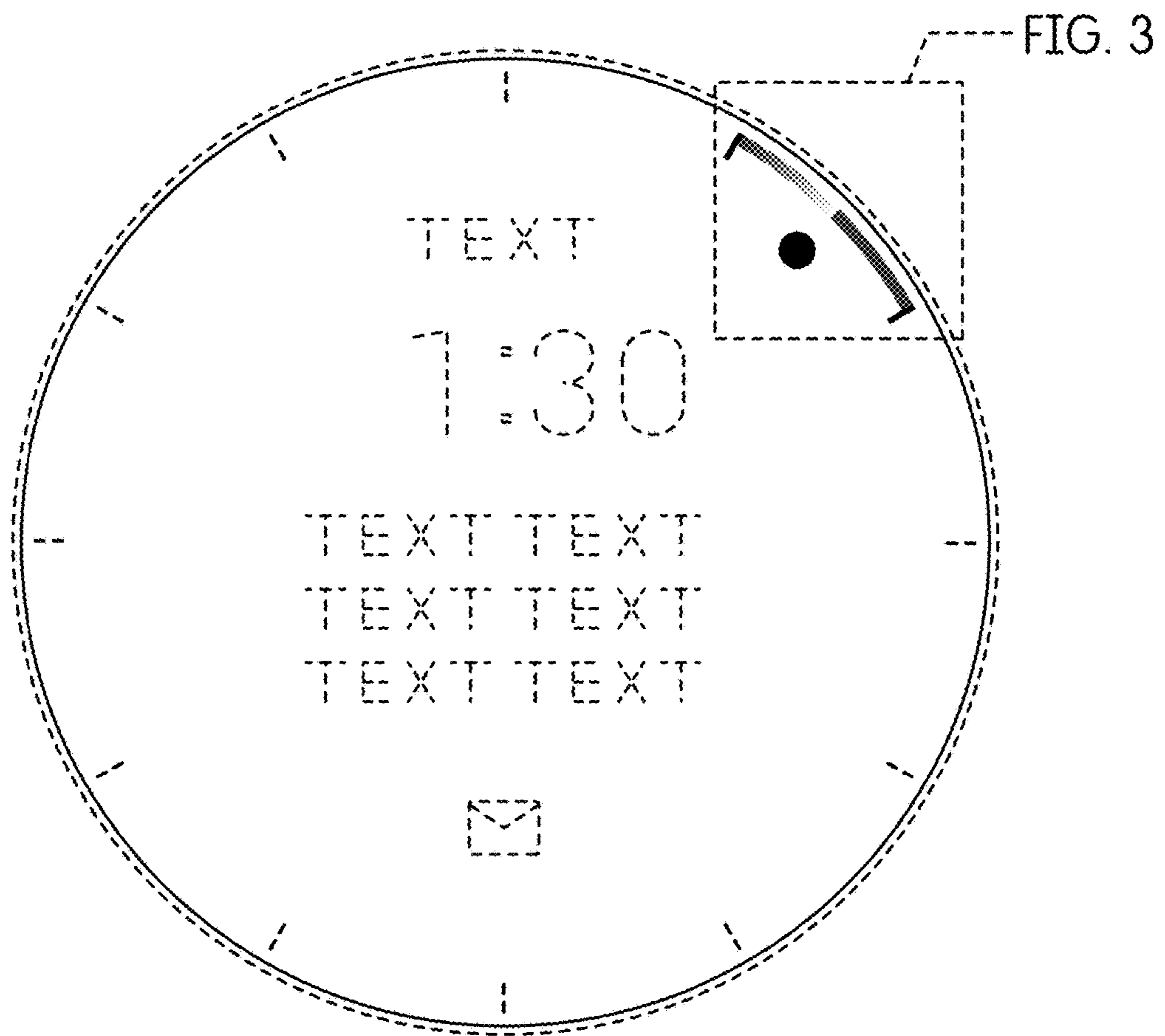


FIG. 2

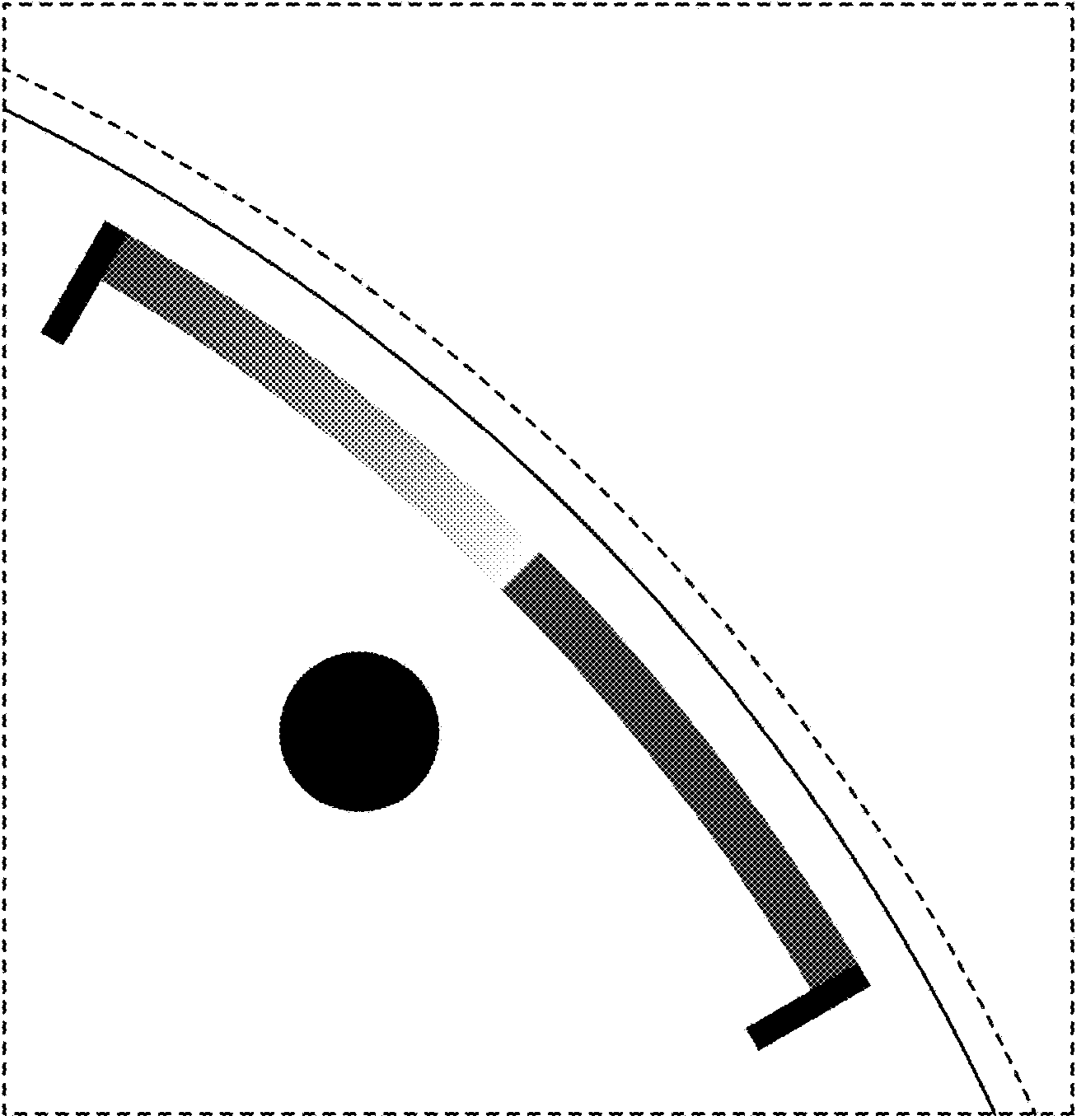


FIG. 3