



US00D805077S

(12) **United States Design Patent** (10) **Patent No.:** **US D805,077 S**
Kumakura et al. (45) **Date of Patent:** **** Dec. 12, 2017**

(54) **KEYBOARD FOR CONTROLLING MACHINE TOOLS**

H04M 1/0237; H01H 13/14; H01H 13/84; B41J 5/00; B41J 5/12; B41J 5/10

See application file for complete search history.

(71) Applicant: **FANUC CORPORATION**, Yamanashi (JP)

(56) **References Cited**

(72) Inventors: **Tatsuro Kumakura**, Yamanashi (JP); **Yuuki Terao**, Yamanashi (JP); **Yoshiaki Kurobe**, Yamanashi (JP)

U.S. PATENT DOCUMENTS

D648,338 S * 11/2011 Raeber D14/392
D700,570 S * 3/2014 Raeber D13/102
2002/0063691 A1* 5/2002 Rogers G06F 3/0219
345/168

(73) Assignee: **FANUC CORPORATION**, Yamanashi (JP)

FOREIGN PATENT DOCUMENTS

(**) Term: **15 Years**

JP 1537367 11/2015

(21) Appl. No.: **29/580,063**

* cited by examiner

(22) Filed: **Oct. 5, 2016**

Primary Examiner — Freda S Nunn

(30) **Foreign Application Priority Data**

(74) *Attorney, Agent, or Firm* — RatnerPrestia

Apr. 8, 2016 (JP) 2016-007928

(57) **CLAIM**

(51) **LOC (10) Cl.** **14-02**

The ornamental design for a keyboard for controlling machine tools, as shown and described.

(52) **U.S. Cl.**

DESCRIPTION

USPC **D14/392**

(58) **Field of Classification Search**

USPC D14/391-399, 455, 456; D18/1, 2, 7, 11; 235/145 A, 145 R; 341/22, 23; 345/104, 345/156, 168, 169, 173; 361/679.08, 361/679.09, 679.11, 679.26, 679.27; D15/10, 66, 79, 122, 199

CPC G06F 1/16; G06F 1/1616; G06F 1/1626; G06F 1/1632; G06F 1/1613; G06F 1/1601; G06F 1/1618; G06F 1/162; G06F 3/0221; G06F 3/0216; H01R 35/02; H03M 11/00; G09B 13/04; H03K 17/94; G09G 5/00; F16M 11/10; H05K 5/00;

FIG. 1 is a perspective view of a keyboard for controlling machine tools she our new design;
FIG. 2 is a front view thereof;
FIG. 3 is a left side elevational view thereof;
FIG. 4 is a right side elevational view thereof;
FIG. 5 is a top plan view thereof;
FIG. 6 is a bottom plan view thereof; and,
FIG. 7 is a rear view thereof.

Broken lines shown in the drawings represent unclaimed surfaces only and form no part of the claimed design.

1 Claim, 4 Drawing Sheets

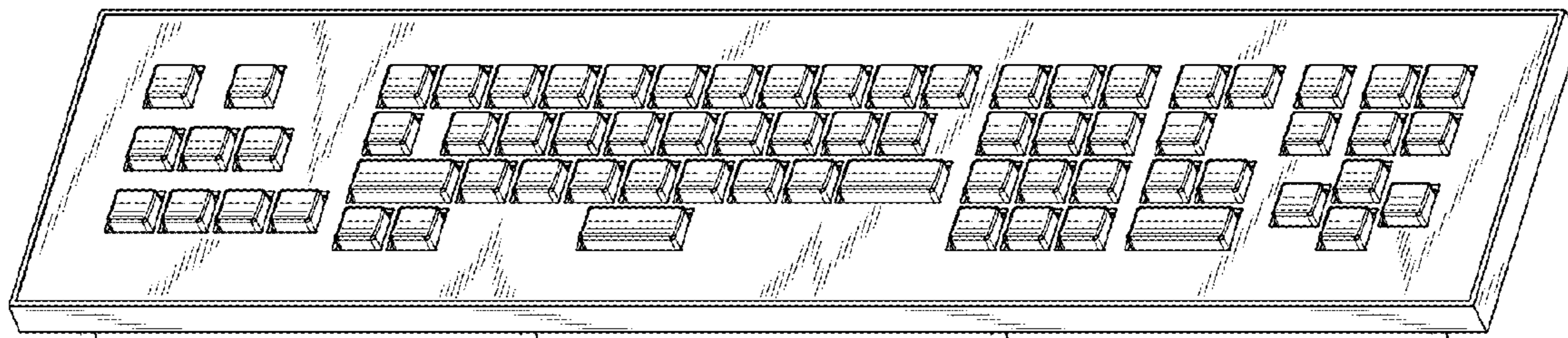


FIG. 1

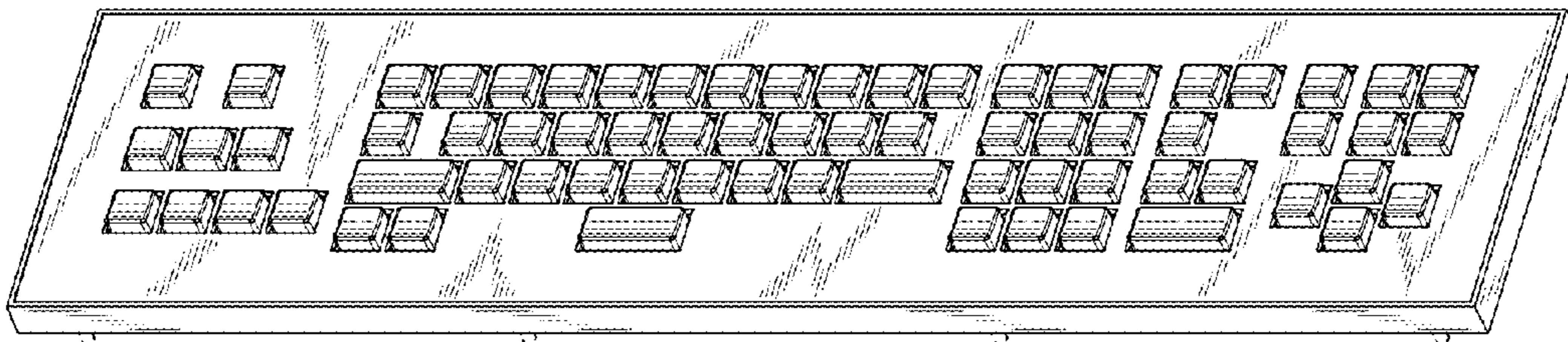


FIG. 2

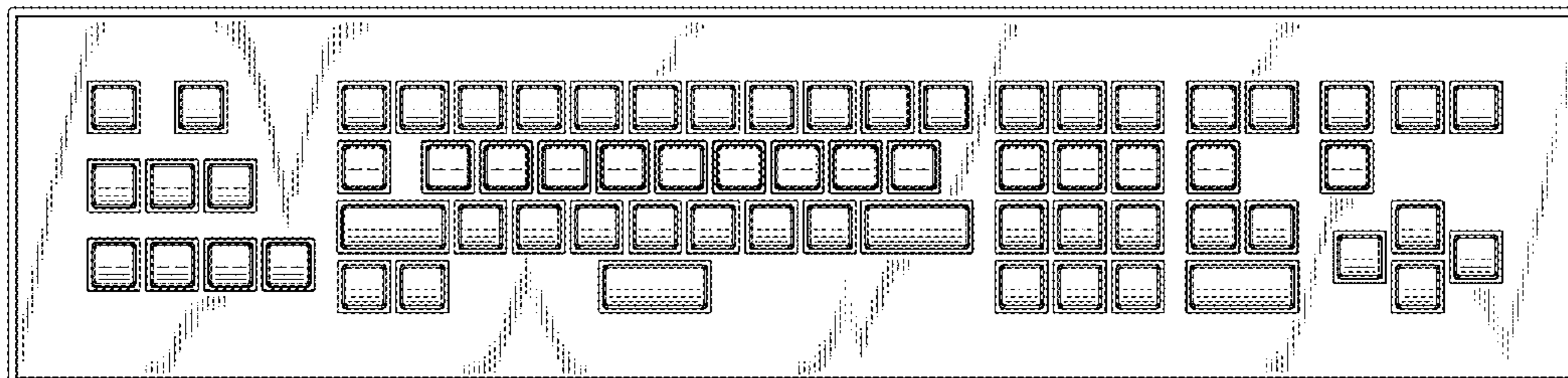


FIG. 3



FIG. 4




FIG. 5




FIG. 6

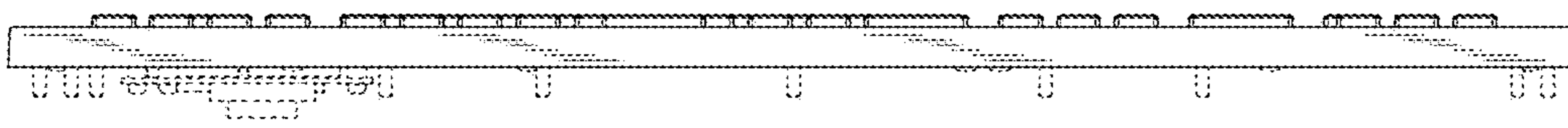


FIG. 7

