



US00D805064S

(12) **United States Design Patent** (10) **Patent No.:** **US D805,064 S**
Lee et al. (45) **Date of Patent:** **** *Dec. 12, 2017**

(54) **COVER FOR AN ELECTRONIC COMMUNICATIONS DEVICE**

(71) Applicant: **Samsung Electronics Co., Ltd.**, Suwon-si (KR)
(72) Inventors: **Ji Young Lee**, Seoul (KR); **Hong Gu Yeo**, Seongnam-si (KR); **Young Wha Oh**, Seoul (KR); **Hye Jin Bang**, Seongnam-si (KR)
(73) Assignee: **SAMSUNG ELECTRONICS CO., LTD.**, Suwon-si (KR)

(*) Notice: This patent is subject to a terminal disclaimer.
(**) Term: **15 Years**

(21) Appl. No.: **29/588,396**

(22) Filed: **Dec. 20, 2016**

Related U.S. Application Data

(63) Continuation of application No. 29/522,183, filed on Mar. 27, 2015, now Pat. No. Des. 777,161.

(30) **Foreign Application Priority Data**

Feb. 16, 2015 (KR) 30-2015-0008480

(51) **LOC (10) Cl.** **14-03**

(52) **U.S. Cl.**
USPC **D14/250**

(58) **Field of Classification Search**
USPC D14/238.1, 440, 203.3-203.7, 217, 240, D14/447, 250, 248, 251-253; D3/201, D3/218, 247, 269, 273, 301, 303; D13/103, 107-108, 119
CPC H04B 1/3888; H04M 1/0283; H04M 1/0202; A45C 1/06; A45C 2011/002; A45C 11/00; A45C 13/02; A45F 2005/026; A45F 2200/0525; A45F 2200/0516

See application file for complete search history.

(56) **References Cited**

U.S. PATENT DOCUMENTS

D582,405 S	*	12/2008	Andre	D3/299
D637,589 S		5/2011	Willes		
D641,348 S	*	7/2011	Kim	D14/250
D646,266 S	*	10/2011	Kim	D14/250
D652,829 S		1/2012	Kim		
D657,354 S		4/2012	Kim		
D674,799 S		1/2013	Kim		
D674,800 S	*	1/2013	Kim	D14/440
D678,260 S		3/2013	Bau		
D679,694 S		4/2013	Fahrendorff		

(Continued)

Primary Examiner — Carla J Wright

(74) *Attorney, Agent, or Firm* — McAndrews Held & Malloy, Ltd.

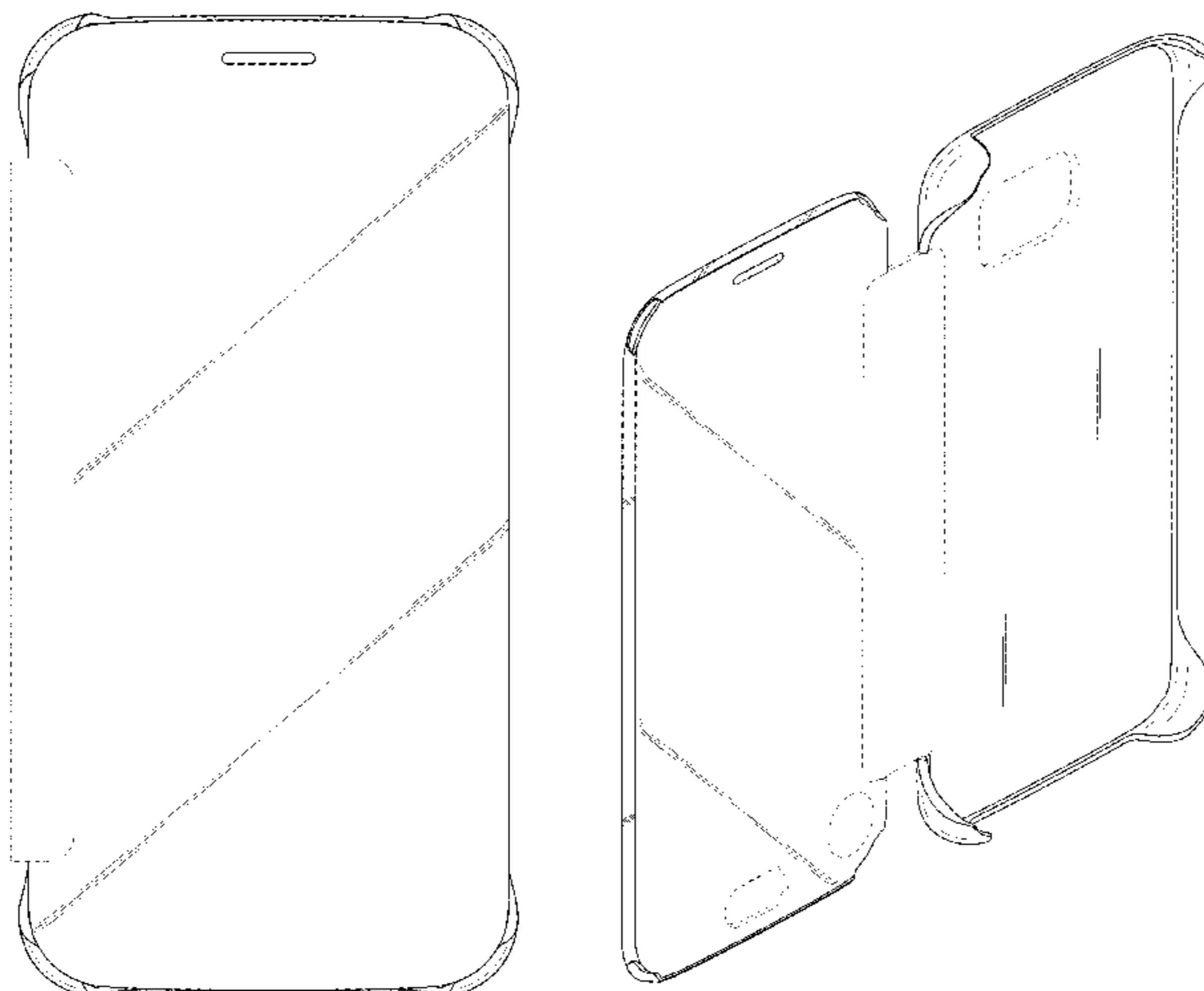
(57) **CLAIM**

The ornamental design for a cover for an electronic communications device, as shown and described.

DESCRIPTION

FIG. 1 is a front perspective view of a cover for an electronic communications device showing our new design in a closed configuration;
FIG. 2 is a front view thereof;
FIG. 3 is a rear view thereof;
FIG. 4 is a left-side elevation view thereof;
FIG. 5 is a right-side elevation view thereof;
FIG. 6 is a top plan view thereof;
FIG. 7 is a bottom plan view thereof; and,
FIG. 8 is a front perspective view thereof showing our new design in an open configuration.
The dashed broken lines in the drawings illustrate portions of the cover that form no part of the claimed design.

1 Claim, 6 Drawing Sheets



(56)

References Cited

U.S. PATENT DOCUMENTS

D685,799 S *	7/2013	Canizares	D14/440	D727,916 S	4/2015	Melmon	
D685,801 S *	7/2013	Canizares	D14/440	D728,552 S	5/2015	Kim	
D686,199 S	7/2013	Fahrendorff		D728,553 S	5/2015	Kim	
8,490,783 B1	7/2013	Fan		D744,491 S *	12/2015	Lee	D14/440
D694,741 S	12/2013	Kim		D750,608 S *	3/2016	Kim	D14/250
D702,673 S	4/2014	Murchison		D755,172 S *	5/2016	Lee	D14/250
D704,689 S	5/2014	Chang		D760,213 S *	6/2016	Song	D14/250
8,727,116 B2 *	5/2014	Kim	A45C 3/001 206/320	D760,708 S	7/2016	Hirst	
D706,753 S	6/2014	Kim		D765,626 S *	9/2016	Tattari	D14/250
D707,218 S *	6/2014	YoonYoung	D14/250	D776,102 S *	1/2017	Kim	D14/250
D710,838 S *	8/2014	Song	D14/250	D777,158 S *	1/2017	Lee	D14/250
D711,861 S	8/2014	Mei		D777,159 S *	1/2017	Lee	D14/250
D712,391 S *	9/2014	Kim	D14/250	D777,161 S *	1/2017	Lee	D14/250
D712,393 S	9/2014	Kim		D777,421 S *	1/2017	Grote	D14/250
D714,053 S	9/2014	Yoo		2003/0150756 A1 *	8/2003	Kajiya	A45C 13/02 206/320
D714,550 S *	10/2014	Yoo	D3/269	2011/0290687 A1	12/2011	Han	
				2012/0043234 A1	2/2012	Westrup	
				2012/0085679 A1	4/2012	Kim	

* cited by examiner

FIG. 1




FIG.2




FIG.3




FIG.4




FIG.5




FIG.6




FIG.7




FIG.8

