



US00D805063S

(12) **United States Design Patent** (10) **Patent No.:** **US D805,063 S**
Chock (45) **Date of Patent:** **** Dec. 12, 2017**

- (54) **PROTECTIVE MOBILE PHONE CASE**
- (71) Applicant: **BASEBALLISM INC.**, Portland, OR (US)
- (72) Inventor: **Travis Chock**, Portland, OR (US)
- (73) Assignee: **BASEBALLISM INC.**, Portland, OR (US)
- (**) Term: **15 Years**
- (21) Appl. No.: **29/566,116**
- (22) Filed: **May 26, 2016**
- (51) **LOC (10) Cl.** **14-03**
- (52) **U.S. Cl.**
USPC **D14/250**
- (58) **Field of Classification Search**
USPC D14/250; 455/575.7, 575.8
CPC A45C 2011/002
See application file for complete search history.

(56) **References Cited**

U.S. PATENT DOCUMENTS

D625,303 S *	10/2010	Kim	D14/250
D654,069 S *	2/2012	Kwon	D14/250
D686,607 S *	7/2013	Hong	D14/250
D721,688 S *	1/2015	Du	D14/250
D770,434 S *	11/2016	Choe	D14/250
D777,152 S *	1/2017	Kim	D14/250
D777,157 S *	1/2017	Kim	D14/250
D777,160 S *	1/2017	Kim	D14/250
D777,719 S *	1/2017	Kim	D14/250
D778,273 S *	2/2017	Kim	D14/250
2014/0128130 A1 *	5/2014	Chiu	H04M 1/185 455/575.8
2015/0000884 A1 *	1/2015	Jiang	A45C 11/00 165/185

OTHER PUBLICATIONS

Baseball Leather Phone Case, posted at baseballism.com, posting date not given, [online], [site visited Mar. 17, 2017]. Available from

Internet, <URL: <https://www.baseballism.com/products/baseballleathercaseiphone66s>>.*
Baseballism iPhone 6/6s Cases, posted at zazzle.com, posting date not given, [online], [site visited Mar. 17, 2017]. Available from Internet, <URL: <https://www.zazzle.com/baseballism+iphone+6+cases>>.*

(Continued)

Primary Examiner — George D. Kirschbaum
Assistant Examiner — Maria J Edwards
(74) *Attorney, Agent, or Firm* — McCoy Russell LLP

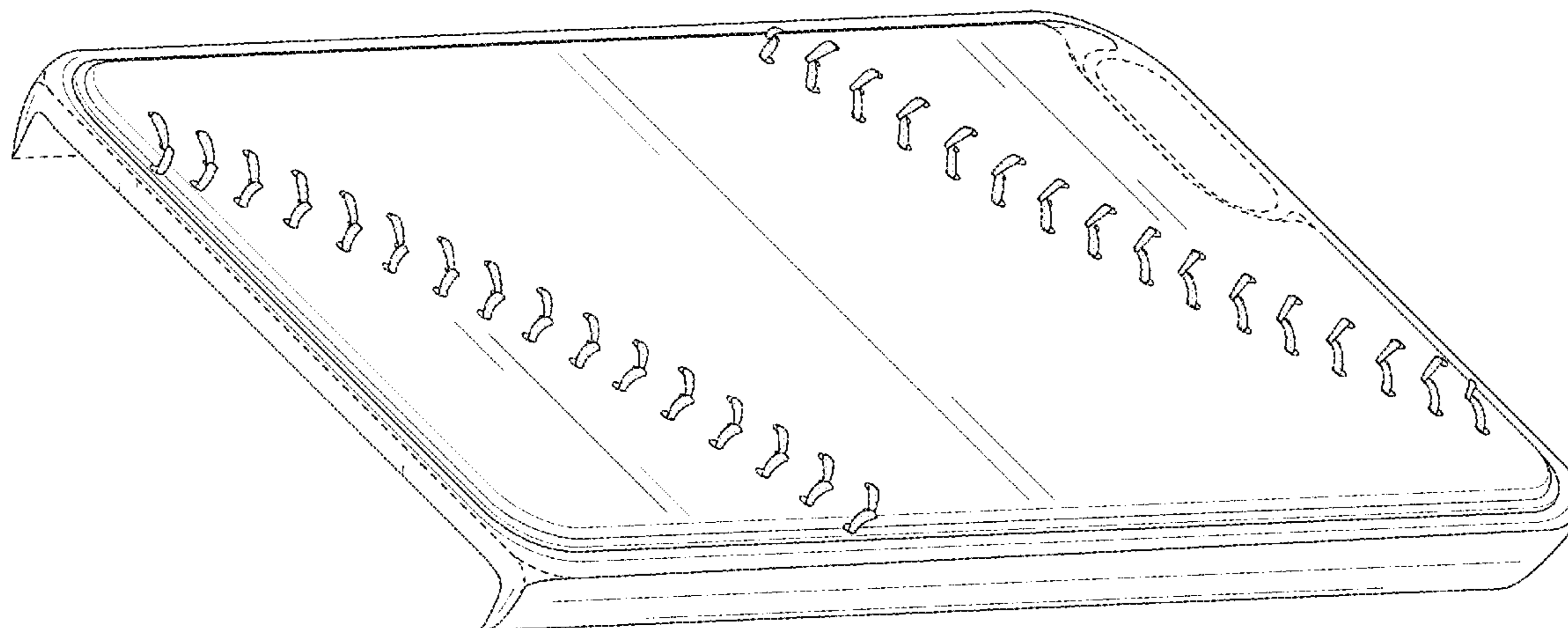
(57) **CLAIM**

The ornamental design for a protective mobile phone case, as shown and described.

DESCRIPTION

FIG. 1 is a front-right perspective view of a design for a protective mobile phone case.
FIG. 2 is a front view of the protective mobile phone case of FIG. 1.
FIG. 3 is a back view of the protective mobile phone case of FIG. 1.
FIG. 4 is a left side view of the protective mobile phone case of FIG. 1.
FIG. 5 is a right side view of the protective mobile phone case of FIG. 1.
FIG. 6 is bottom view of the protective mobile phone case of FIG. 1; and,
FIG. 7 is a top view of the protective mobile phone case of FIG. 1.
The solid lines in FIGS. 1-7 illustrate a protective mobile phone case according to the present design. The broken lines in FIGS. 1-7 are included for the purpose of illustrating environmental structure and form no part of the claimed design.

1 Claim, 5 Drawing Sheets



(56)

References Cited

OTHER PUBLICATIONS

Baseballism iPhone Cases, posted at zazzle.com, posting date not given, [online], [site visited Mar. 17, 2017]. Available from Internet, <URL: <https://www.zazzle.com/baseballism+iphone+cases>>.*

Phone Cases, posted at baseballism.com, posting date as found on web.archive.org Dec. 5, 2015]. Available from Internet, <URL: <https://web.archive.org/web/20151205223543/http://baseballism.com/collections/phonecovers>>.*

* cited by examiner

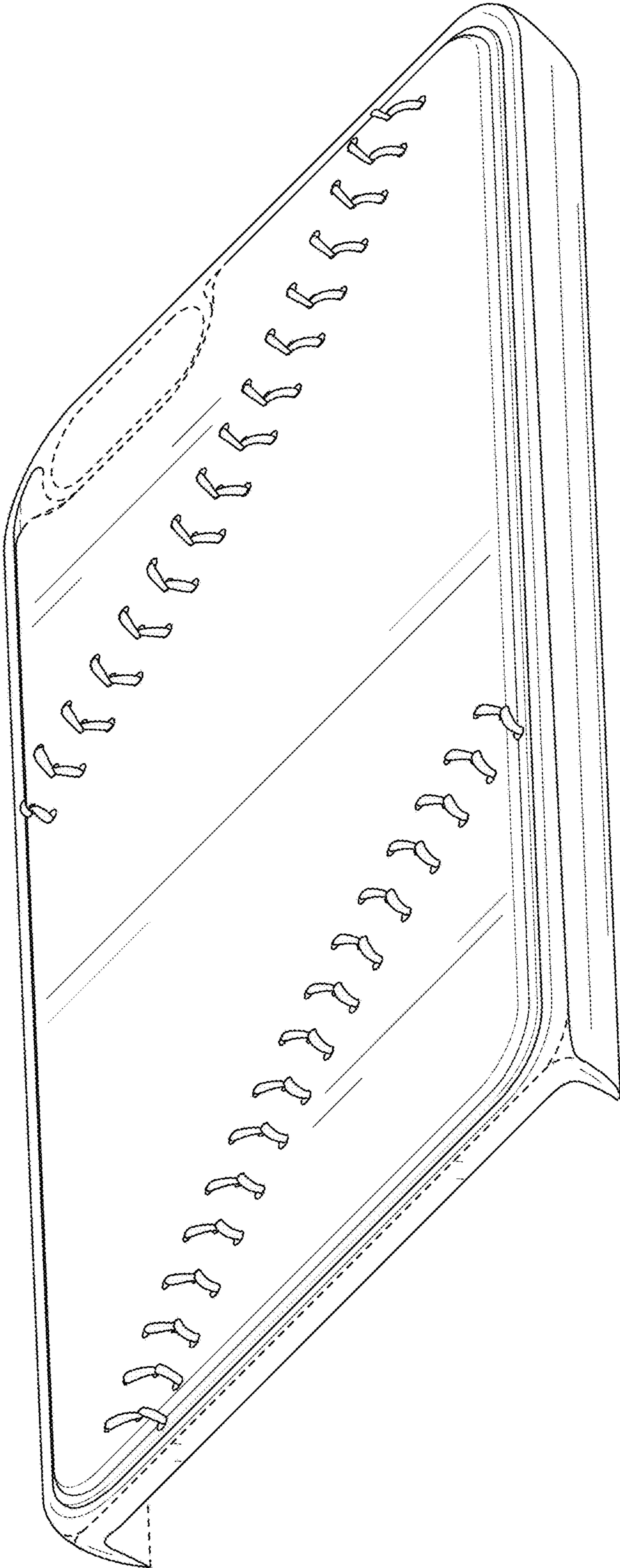


FIG. 1




FIG. 2




FIG. 3




FIG. 4




FIG. 5




FIG. 6




FIG. 7