



US00D805059S

(12) **United States Design Patent** (10) **Patent No.:** **US D805,059 S**
Fischer et al. (45) **Date of Patent:** **** Dec. 12, 2017**

(54) **LOUDSPEAKER**

(71) Applicant: **Harman International Industries, Incorporated**, Northridge, CA (US)

(72) Inventors: **Joshua Fischer**, Shenzhen (CN); **Fenonson Zafimahova**, Shenzhen (CN)

(73) Assignee: **Harman International Industries, Incorporated**, Northridge, CA (US)

(**) Term: **15 Years**

(21) Appl. No.: **29/538,465**

(22) Filed: **Sep. 3, 2015**

(51) **LOC (10) Cl.** **14-03**

(52) **U.S. Cl.**
USPC **D14/221**; D14/216

(58) **Field of Classification Search**
 USPC D14/167, 168, 170–172, 188, 194–196, D14/204, 207, 209.1, 210–216, 219, 221, D14/222, 224, 239, 496; 181/143, 144, 181/147, 148, 150, 153, 157, 198, 199; 381/300–303, 306, 332, 333, 336, 345, 381/361–364, 386–388; 369/6–12
 CPC B60R 11/0217; G06F 1/1688; G10K 9/22; G10K 11/004; H03F 1/327; H04M 1/03; H04M 1/035; H04N 5/642; H04N 21/4852; H04R 1/02; H04R 1/06; H04R 1/021; H04R 1/025; H04R 1/026; H04R 1/028; H04R 1/105; H04R 1/323; H04R 1/403; H04R 1/2803; H04R 1/2834; H04R 5/02; H04R 7/20; H04R 9/06; H04R 9/025; H04R 2201/021; H04R 2400/00; H04R 2400/07; H04R 2499/11; H04R 2499/13; H04R 2499/15; H04S 3/00; H04S 7/30

See application file for complete search history.

(56) **References Cited**

U.S. PATENT DOCUMENTS

D685,765 S *	7/2013	Yagihashi	D14/215
D698,753 S *	2/2014	Yiu	D14/216
D715,262 S *	10/2014	Nakamura	D14/216
D722,595 S *	2/2015	Mackiewicz	D14/216
D726,684 S *	4/2015	Schmiedbauer	D14/210
D726,686 S *	4/2015	Yoon	D14/216
D742,358 S *	11/2015	Alves	D14/216
D750,597 S *	3/2016	Fischer	D14/216
D753,630 S *	4/2016	Kim	D14/216
D762,621 S *	8/2016	Bolton	D14/216
D763,831 S *	8/2016	Cherry, II	D14/221
D778,956 S *	2/2017	Langhammer	D14/203.1

* cited by examiner

Primary Examiner — Keli L Hill

(74) *Attorney, Agent, or Firm* — Plumsea Law Group, LLC

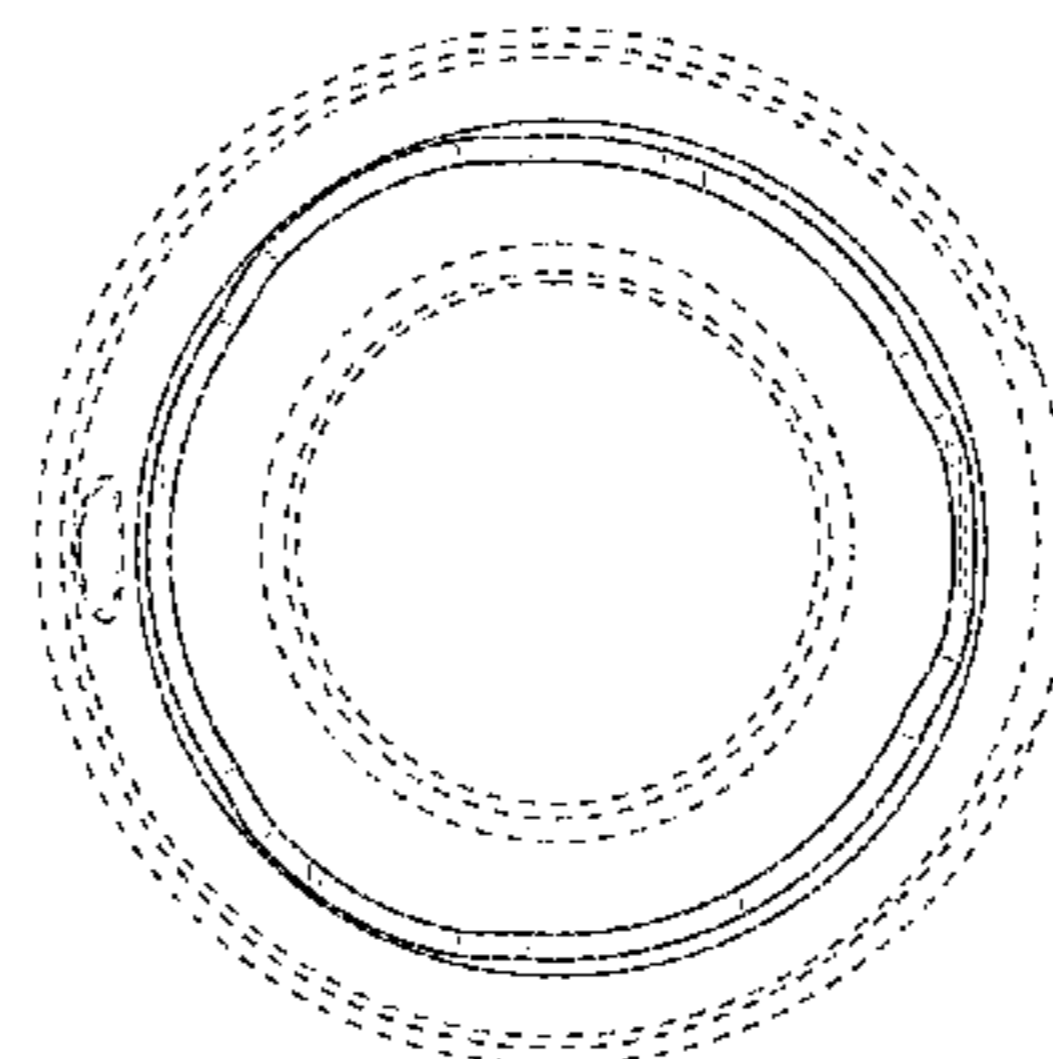

(57) **CLAIM**

The ornamental design for a loudspeaker, as shown and described.

DESCRIPTION

FIG. 1 is a perspective view of a loudspeaker showing our new design;
 FIG. 2 is a front elevational view thereof;
 FIG. 3 is a rear elevational view thereof;
 FIG. 4 is a side elevational view of one side thereof;
 FIG. 5 is a side elevational view of the opposite side thereof;
 and,
 FIG. 6 is a top plan view thereof.
 The broken lines represent unclaimed portions of the loudspeaker and form no part of the claimed design.

1 Claim, 6 Drawing Sheets



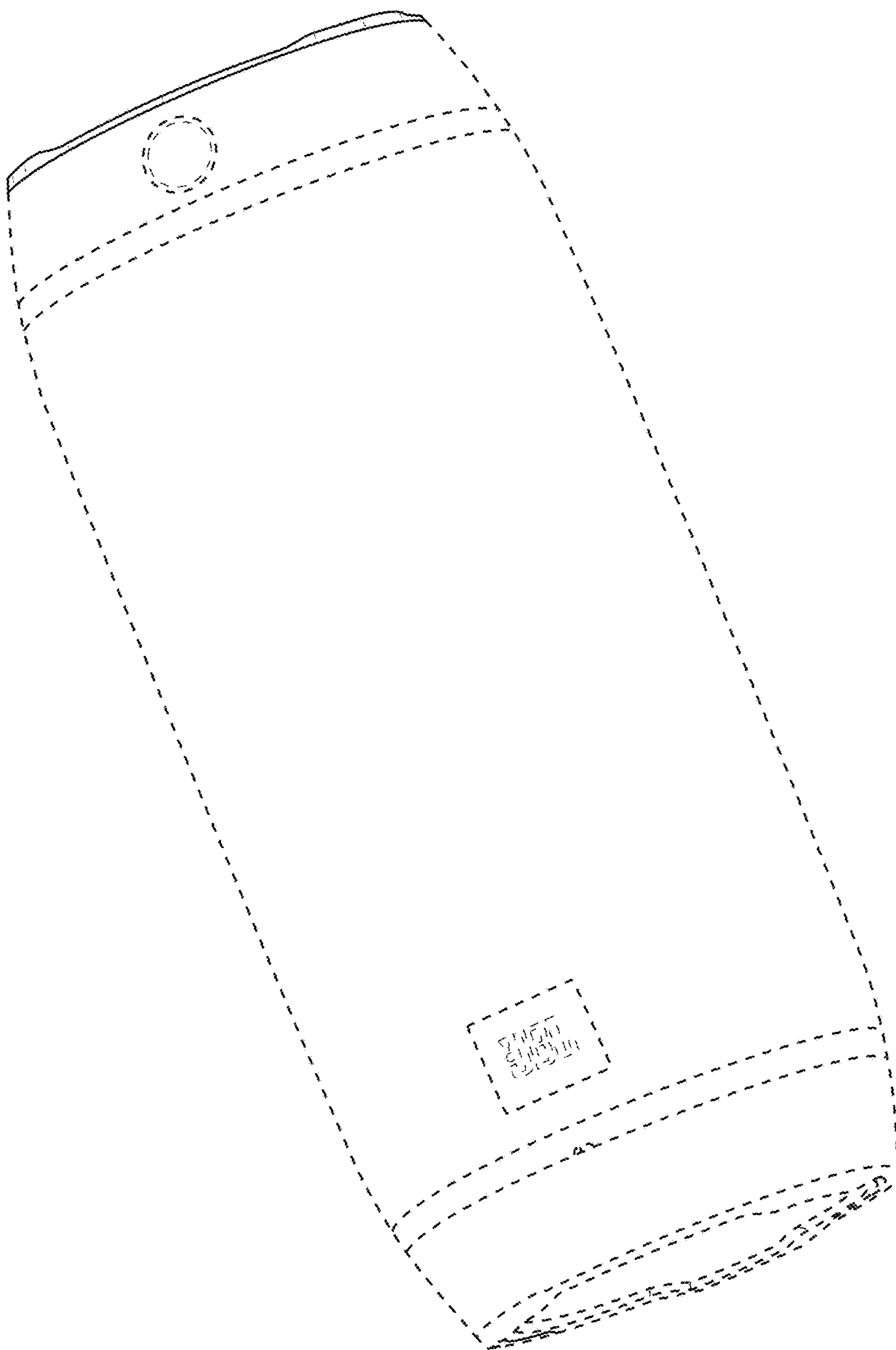


FIG. 1




FIG. 2

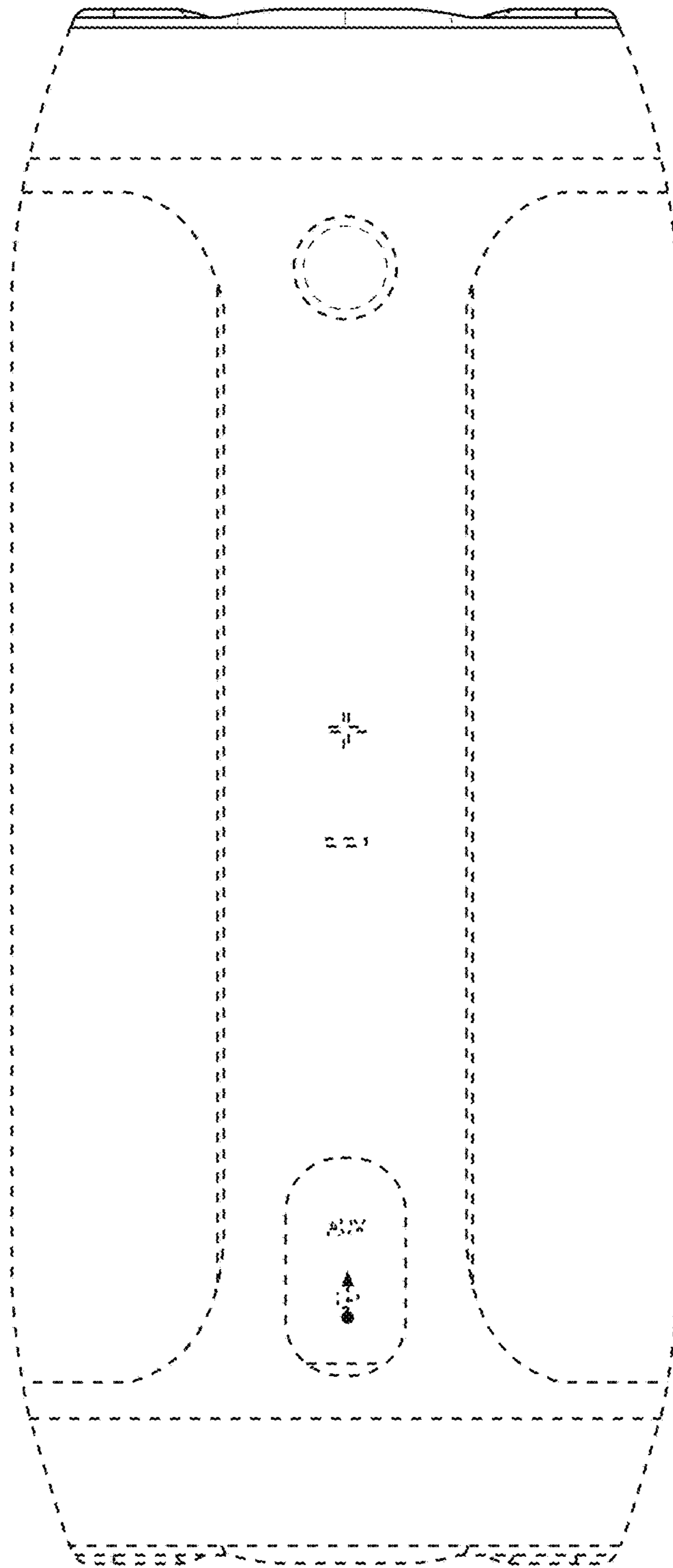


FIG. 3




FIG. 4




FIG. 5

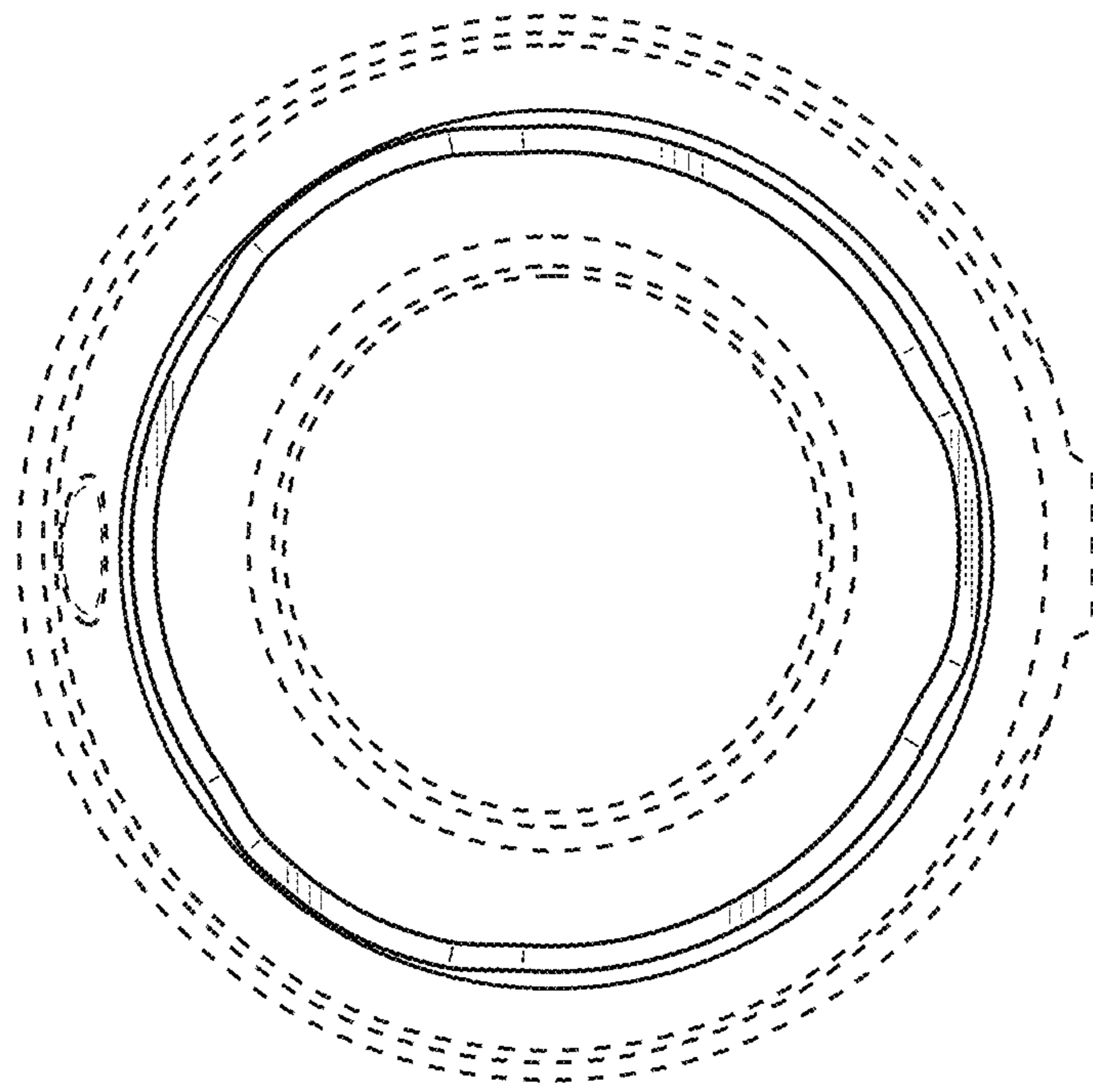


FIG. 6