

US00D805049S

(12) **United States Design Patent** (10) **Patent No.:** **US D805,049 S**
Lim et al. (45) **Date of Patent:** **** Dec. 12, 2017**

(54) **TELEVISION RECEIVER**

17/04; H04N 17/004; H04N 21/43637;
G02B 6/0068; H05K 5/02; H05K 5/0004;
H05K 5/0017; H05K 5/0217

(71) Applicant: **LG ELECTRONICS INC.**, Seoul
(KR)

See application file for complete search history.

(72) Inventors: **Jaewon Lim**, Seoul (KR); **Sungyong Park**, Seoul (KR); **Bumsang Lee**, Seoul (KR)

(56) **References Cited**

U.S. PATENT DOCUMENTS

(73) Assignee: **LG ELECTRONICS INC.**, Seoul
(KR)

D655,684 S *	3/2012	Kim	D14/126
D682,234 S *	5/2013	Lee	D14/126
D699,205 S *	2/2014	Kim	D14/126
D761,221 S *	7/2016	Kim	D14/126
D777,127 S *	1/2017	Kim	D14/126

(**) Term: **15 Years**

* cited by examiner

(21) Appl. No.: **35/501,514**

Primary Examiner — Keli L Hill

(22) Filed: **Mar. 7, 2016**

(74) *Attorney, Agent, or Firm* — Birch, Stewart, Kolasch & Birch, LLP

(80) **Hague Agreement Data**

Int. Filing Date: **Mar. 7, 2016**

Int. Reg. No.: **DM/091163**

Int. Reg. Date: **Mar. 7, 2016**

Int. Reg. Pub. Date: **Sep. 9, 2016**

(57) **CLAIM**

The ornamental design for a television receiver, as shown and described.

(30) **Foreign Application Priority Data**

Sep. 8, 2015 (KR) 30-2015-0045663

(51) **LOC (10) Cl.** **14-03**

(52) **U.S. Cl.**
USPC **D14/126**

(58) **Field of Classification Search**
USPC D14/125, 126, 128, 133, 239, 336, 371,
D14/374-377, 448, 450; D20/10, 19, 39;
D21/329, 515; 312/7.2; 348/180, 184,
348/325, 739, 836, 838; 248/465,
248/917-924; 345/87, 104, 133, 156,
345/168, 173
CPC G06F 1/1601; G06F 1/1643; H04N 5/64;
H04N 5/66; H04N 5/655; H04N 7/00;
H04N 9/3141; H04N 13/0459; H04N

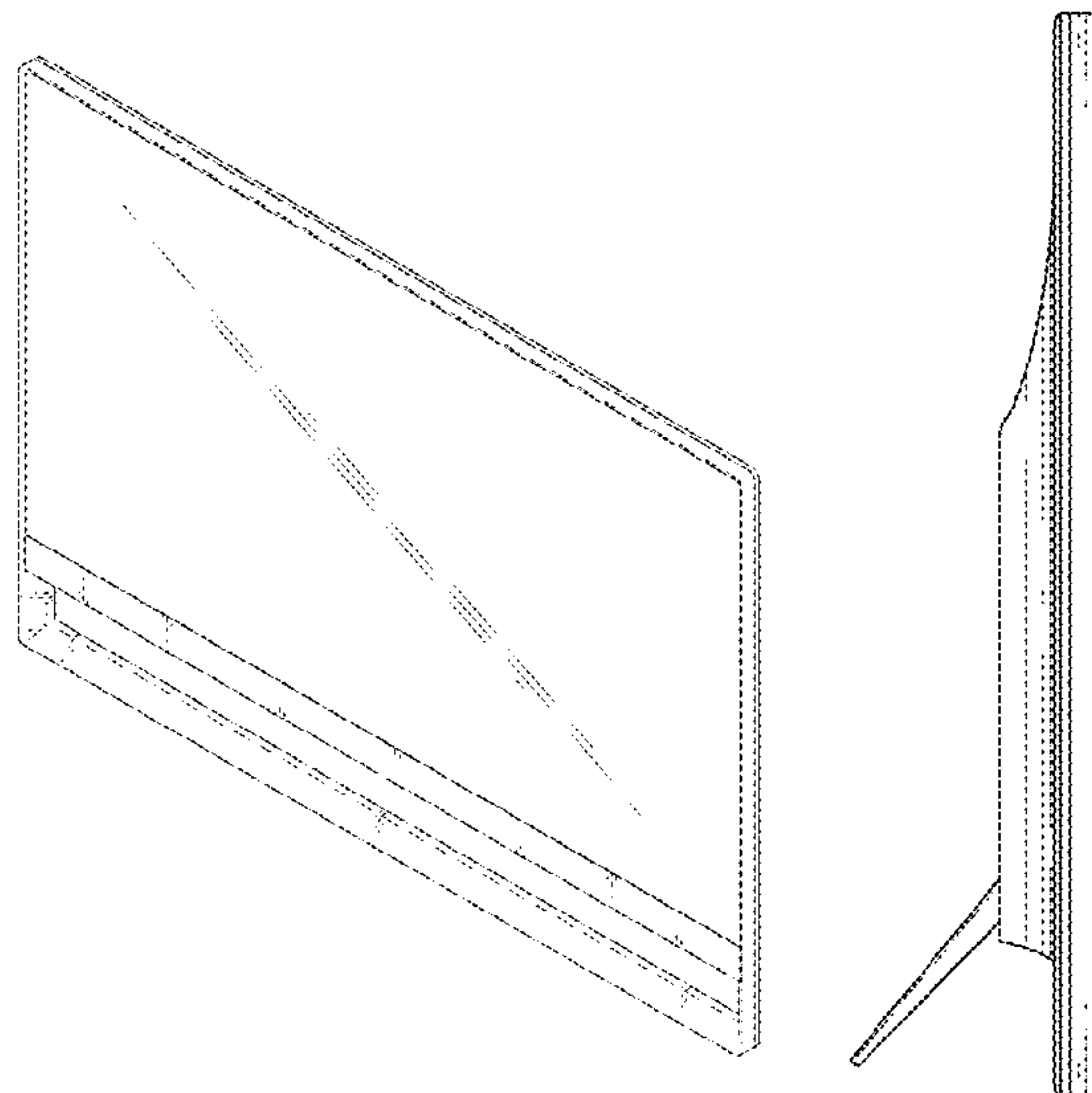
DESCRIPTION

1. Television receiver
- 1.1 : Perspective
- 1.2 : Front
- 1.3 : Back
- 1.4 : Left
- 1.5 : Right
- 1.6 : Top
- 1.7 : Bottom

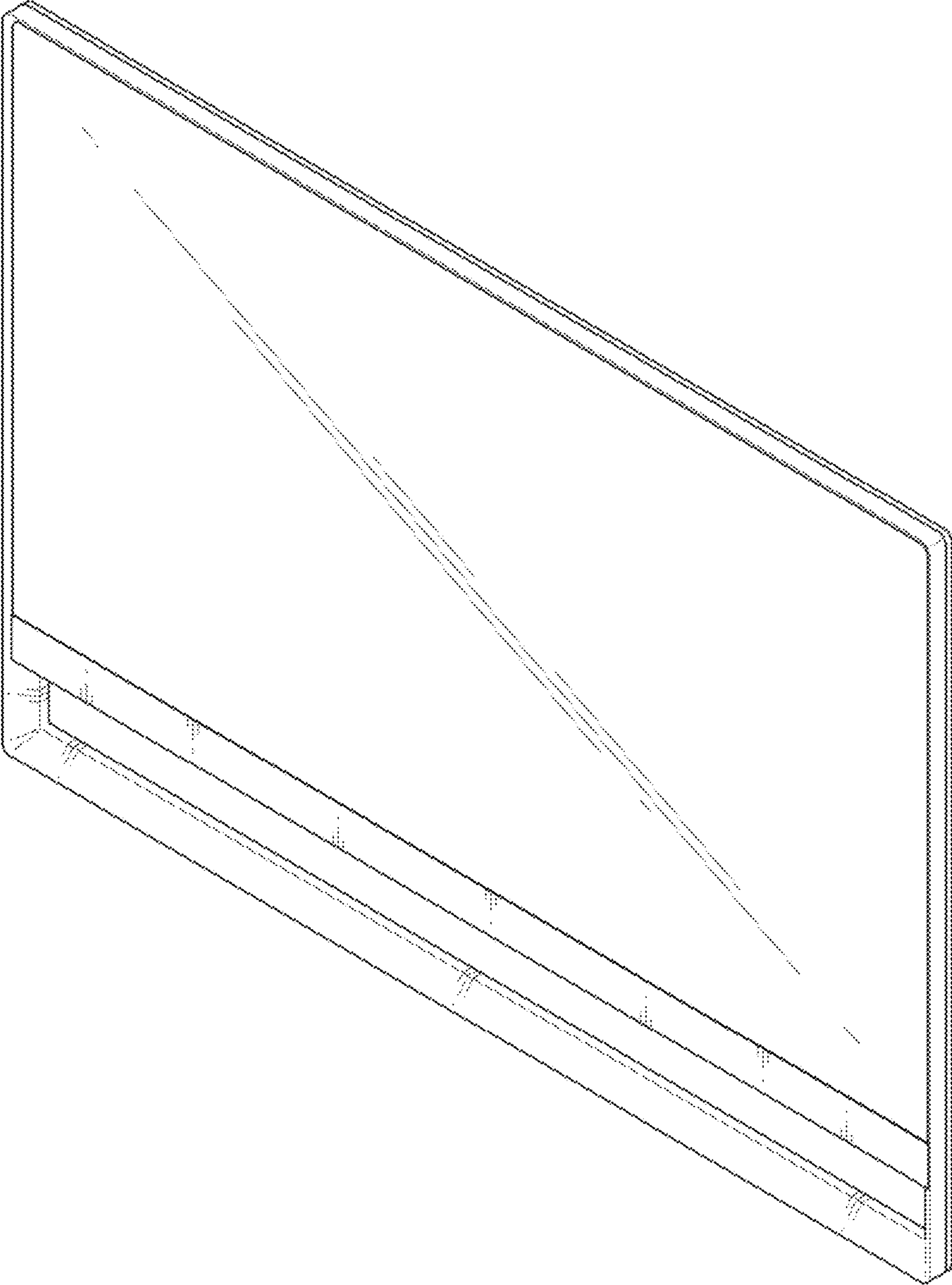
The gist of the present ornamental design is a combination of shape and pattern of a television receiver, as shown and described.

The broken lines shown are included for the purpose of illustrating portions of the television receiver that form no part of the claim.

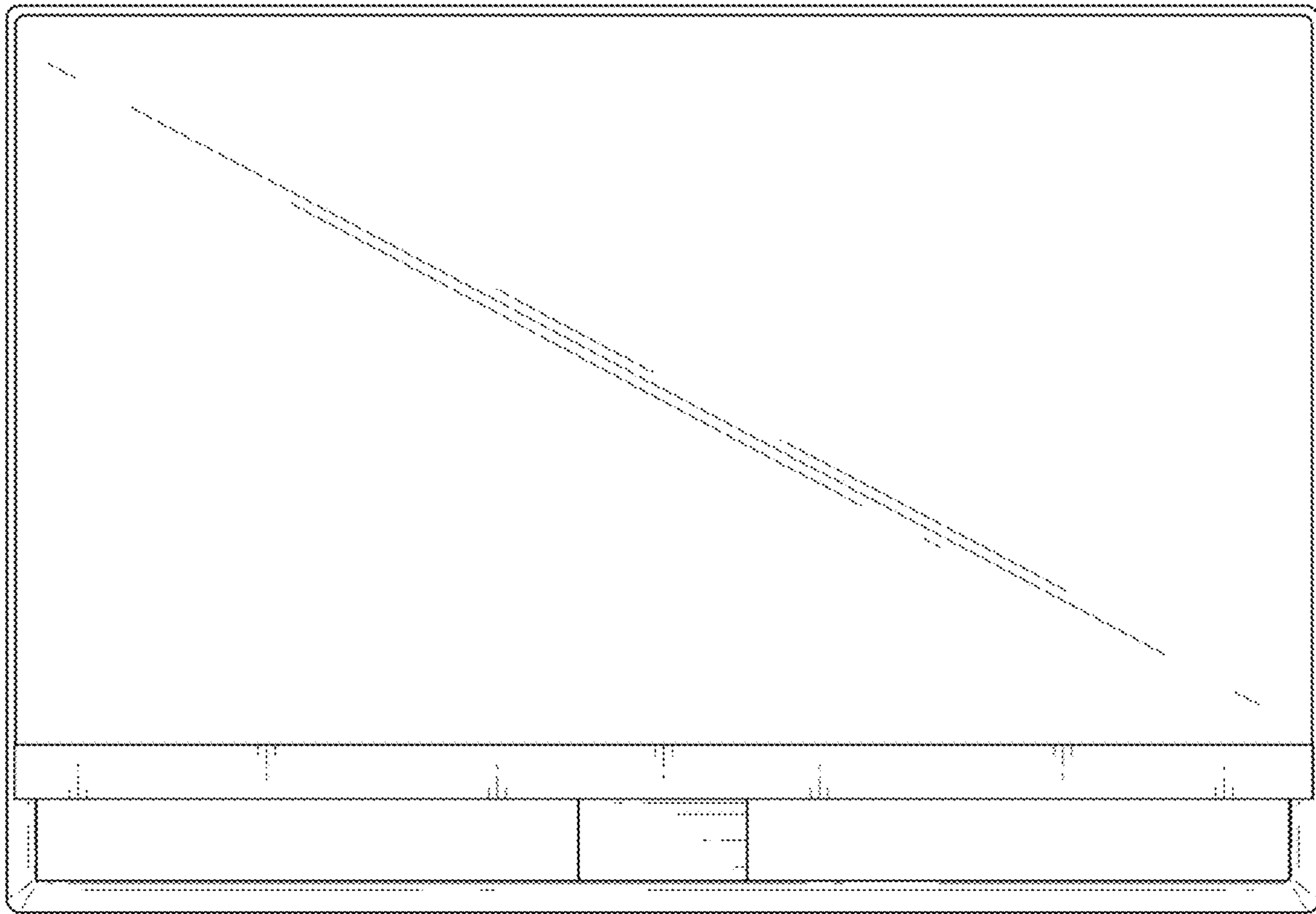
1 Claim, 7 Drawing Sheets



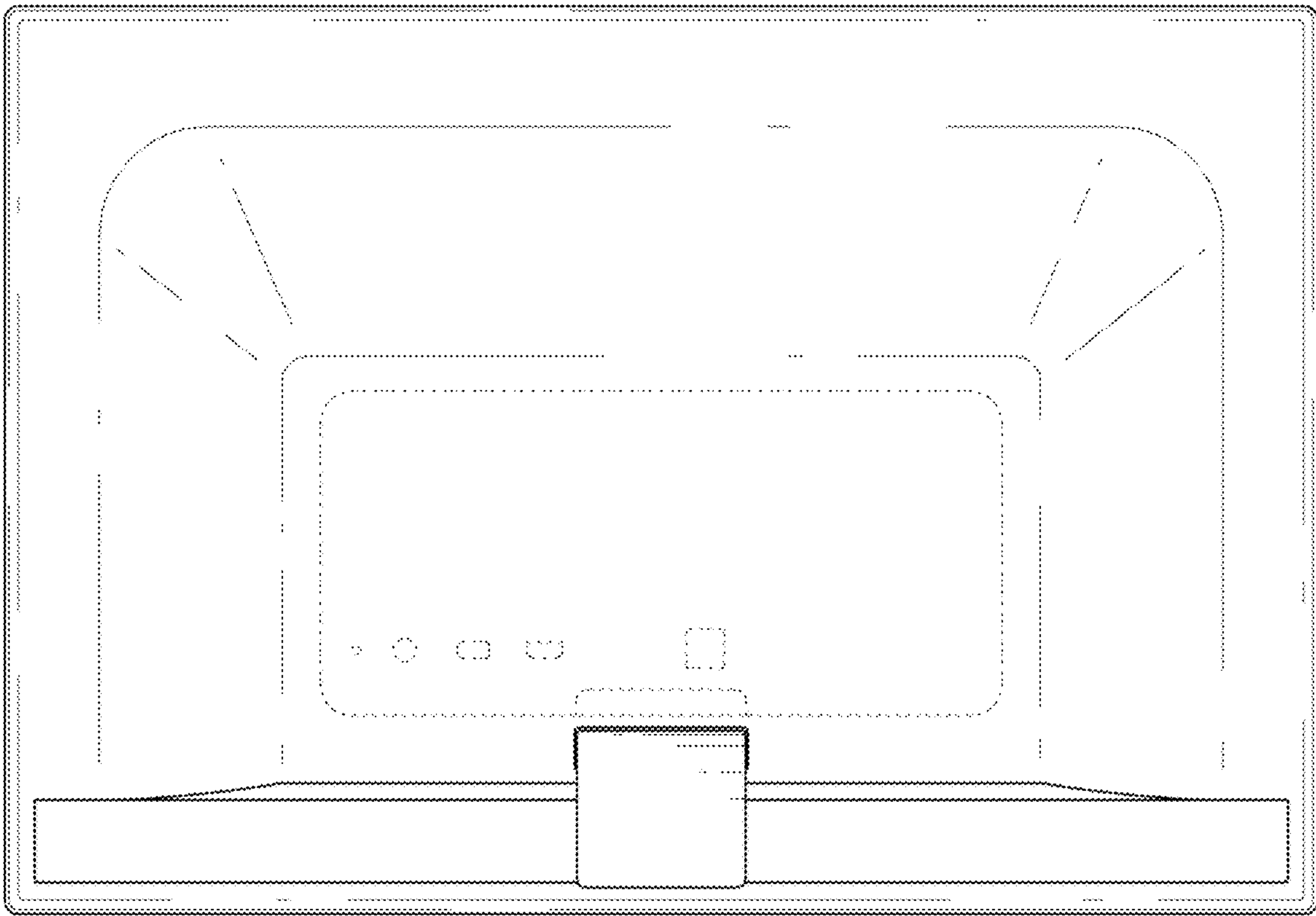
1.1



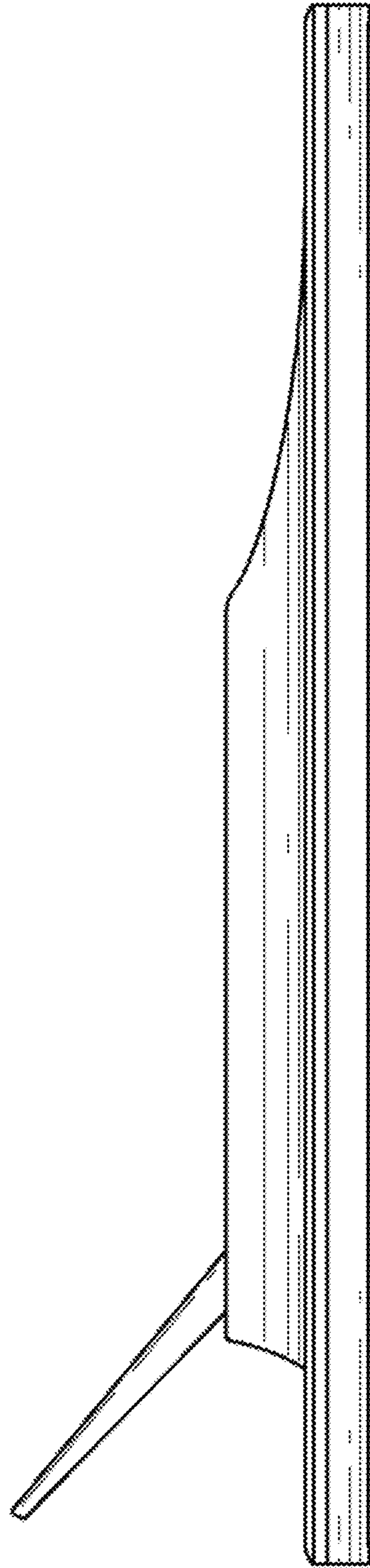
1.2



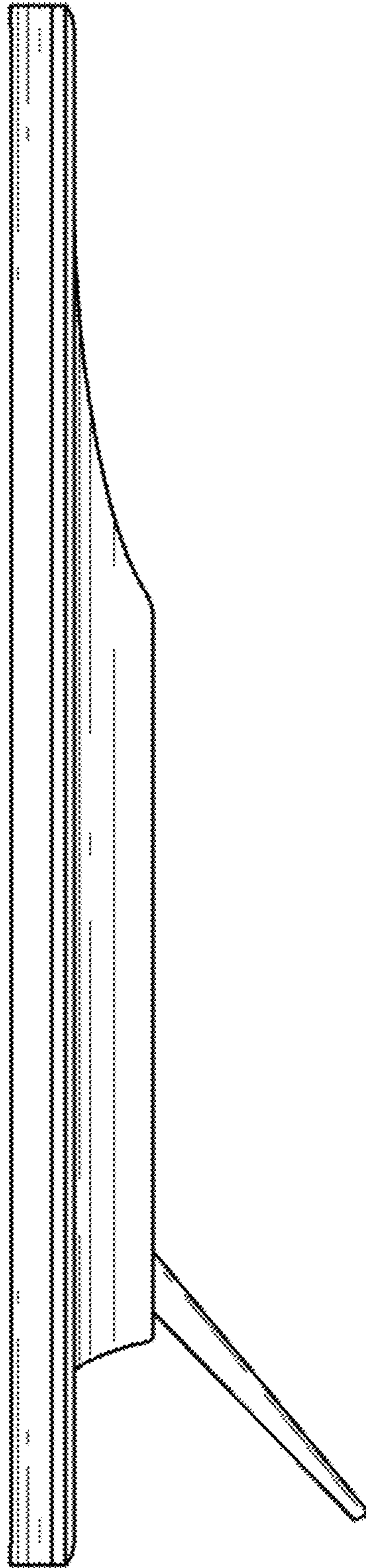
1.3



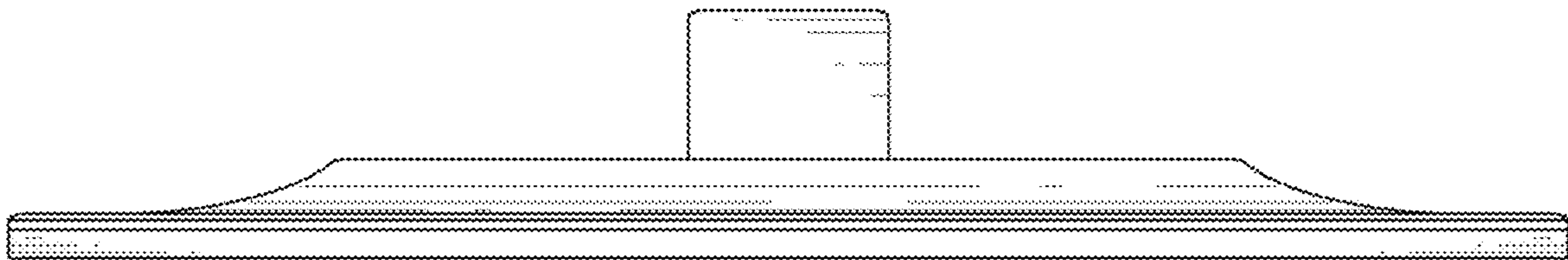
1.4



1.5



1.6



1.7

