



US00D805015S

(12) **United States Design Patent**
Eck et al.

(10) **Patent No.:** **US D805,015 S**

(45) **Date of Patent:** **** Dec. 12, 2017**

(54) **OFF-ROAD VEHICLE SIDE BODY PANEL SET**

(71) Applicant: **BOMBARDIER RECREATIONAL PRODUCTS INC., Valcourt (CA)**

(72) Inventors: **Richard Eck, Bromont (CA); Matt Tandrup, Bromont (CA); Alexei Mikhailov, Bromont (CA)**

(73) Assignee: **BOMBARDIER RECREATIONAL PRODUCTS INC., Valcourt (CA)**

(**) Term: **15 Years**

(21) Appl. No.: **29/574,145**

(22) Filed: **Aug. 12, 2016**

(51) **LOC (10) Cl.** **12-16**

(52) **U.S. Cl.**
USPC **D12/196**

(58) **Field of Classification Search**
USPC D12/86, 88, 90–92, 164, 184, 190, 196
CPC B60J 5/0412; B60J 5/04; B62D 25/02;
B62D 25/04; B62D 25/16; B62D 25/184;
B62D 25/161; B62D 25/168
See application file for complete search history.

(56) **References Cited**

U.S. PATENT DOCUMENTS

D439,548 S	3/2001	Kouchi et al.	
D498,435 S	11/2004	Saito et al.	
D503,905 S	4/2005	Saito et al.	
D506,961 S *	7/2005	Sugimoto	D12/186
D513,223 S	12/2005	Saito et al.	
D555,036 S *	11/2007	Eck	D12/87
D573,066 S *	7/2008	Ichikawa	D12/107
D605,101 S *	12/2009	Mueller	D12/196
D605,572 S *	12/2009	Ward	D12/196
D610,514 S *	2/2010	Eck	D12/14

D622,645 S	8/2010	Ichihara et al.	
D631,395 S	1/2011	Tandrup et al.	
D631,791 S *	2/2011	Sanschagrin	D12/14
D631,792 S	2/2011	Sanschagrin	
D631,793 S *	2/2011	Sanschagrin	D12/14
D631,794 S	2/2011	Sanschagrin	
D633,006 S	2/2011	Sanschagrin et al.	
D633,838 S *	3/2011	Loeb	D12/196
D655,236 S	3/2012	Sanschagrin	
D656,457 S	3/2012	Crepeau	
D704,615 S *	5/2014	Mueller	D12/196
D709,798 S	7/2014	Matsumura	
D712,311 S *	9/2014	Morgan	D12/87
D717,695 S	11/2014	Matsumura	
D719,061 S	12/2014	Tandrup et al.	
D727,243 S	4/2015	Matsumura	
D727,244 S	4/2015	Hashimoto	
D727,794 S	4/2015	Tandrup et al.	

(Continued)

Primary Examiner — Darlington Ly

(74) *Attorney, Agent, or Firm* — BCF LLP

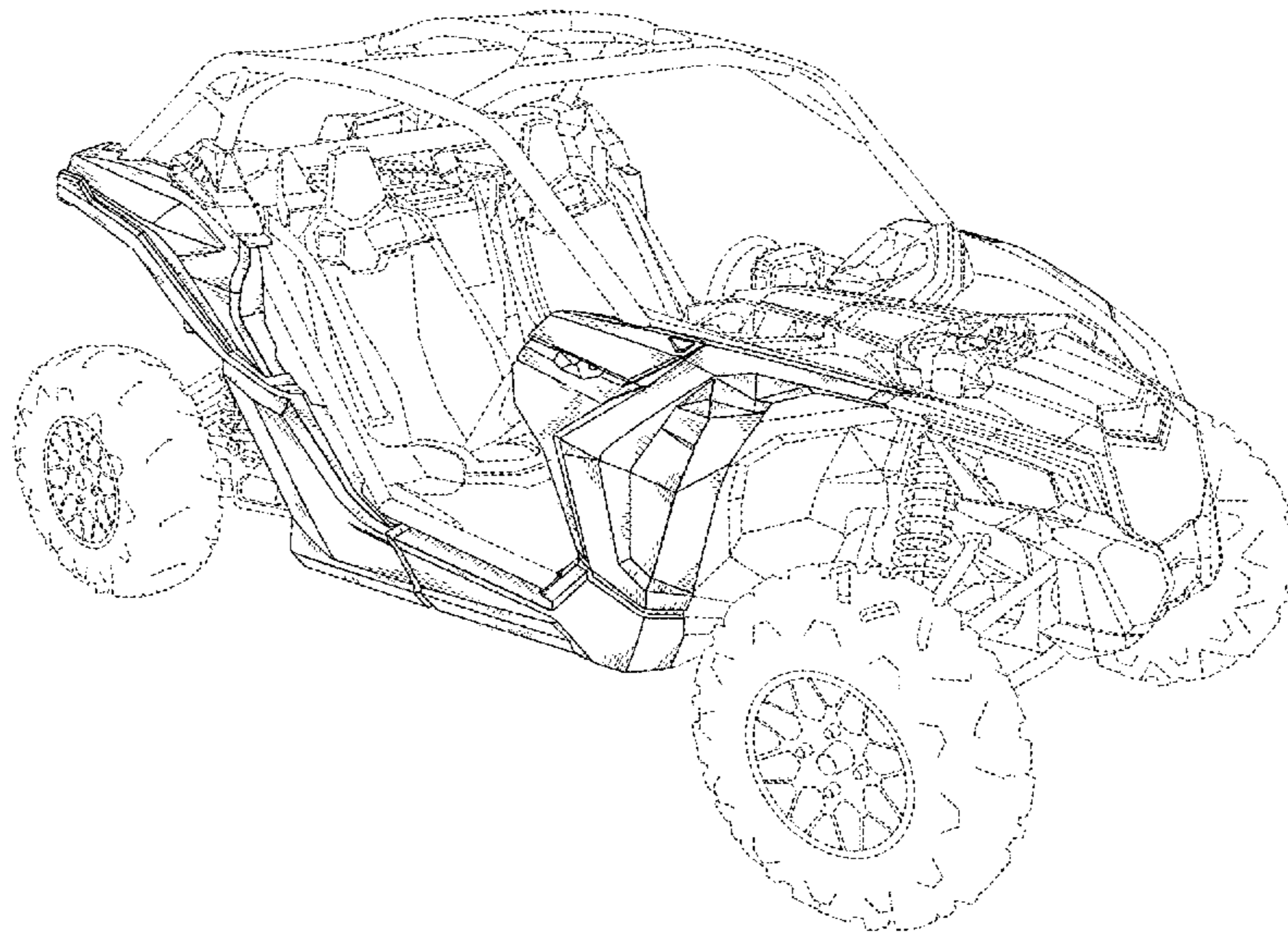
(57) **CLAIM**

The ornamental design for an off-road vehicle side body panel set, as shown and described.

DESCRIPTION

FIG. 1 is a right side elevation view of an off-road vehicle side body panel set showing our new design; FIG. 2 is a left side elevation view thereof; FIG. 3 is a front elevation view thereof; FIG. 4 is a rear elevation view thereof; FIG. 5 is a top plan view thereof; FIG. 6 is a bottom plan view thereof; FIG. 7 is a front and right side perspective view thereof; and, FIG. 8 is a rear and left side perspective view thereof. The broken lines in the drawings illustrate environmental structure of an off-road vehicle and portions of the vehicle's body side panels that form no part of the claimed design.

1 Claim, 8 Drawing Sheets



(56)

References Cited

U.S. PATENT DOCUMENTS

D729,718 S * 5/2015 Burki D12/196
D730,239 S 5/2015 Gonzalez
D730,258 S * 5/2015 Burki D12/196
D734,689 S 7/2015 Hashimoto
D736,118 S 8/2015 Hashimoto et al.
D762,517 S 8/2016 Hashimoto et al.
D762,522 S * 8/2016 Kinoshita D12/87
D764,972 S 8/2016 Gonzalez
D764,973 S 8/2016 Mikhailov et al.
D764,974 S 8/2016 Mikhailov et al.
D772,755 S * 11/2016 Tandrup D12/14
D777,634 S * 1/2017 Faghih-zadeh D12/196

* cited by examiner

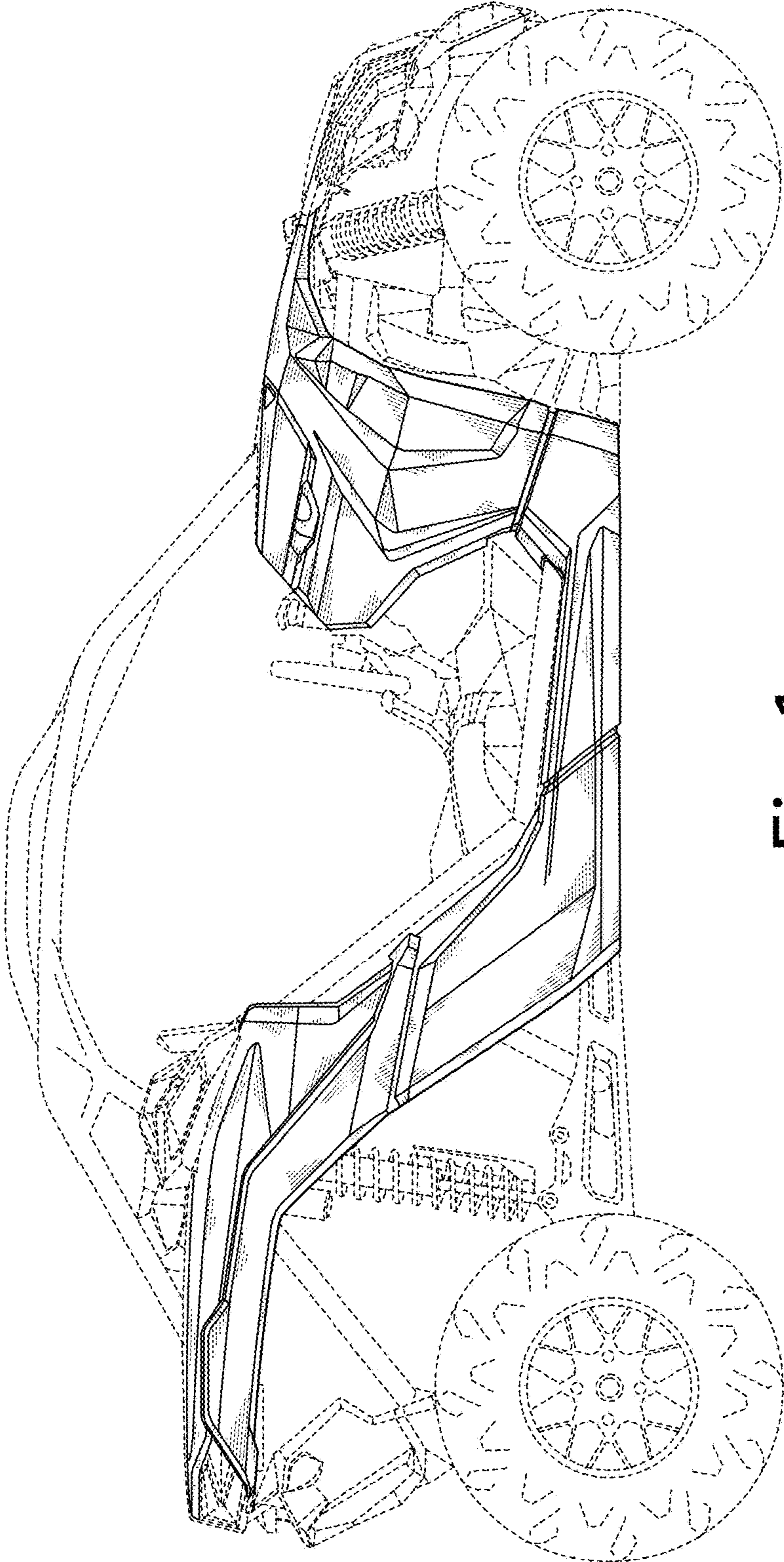


Fig.1

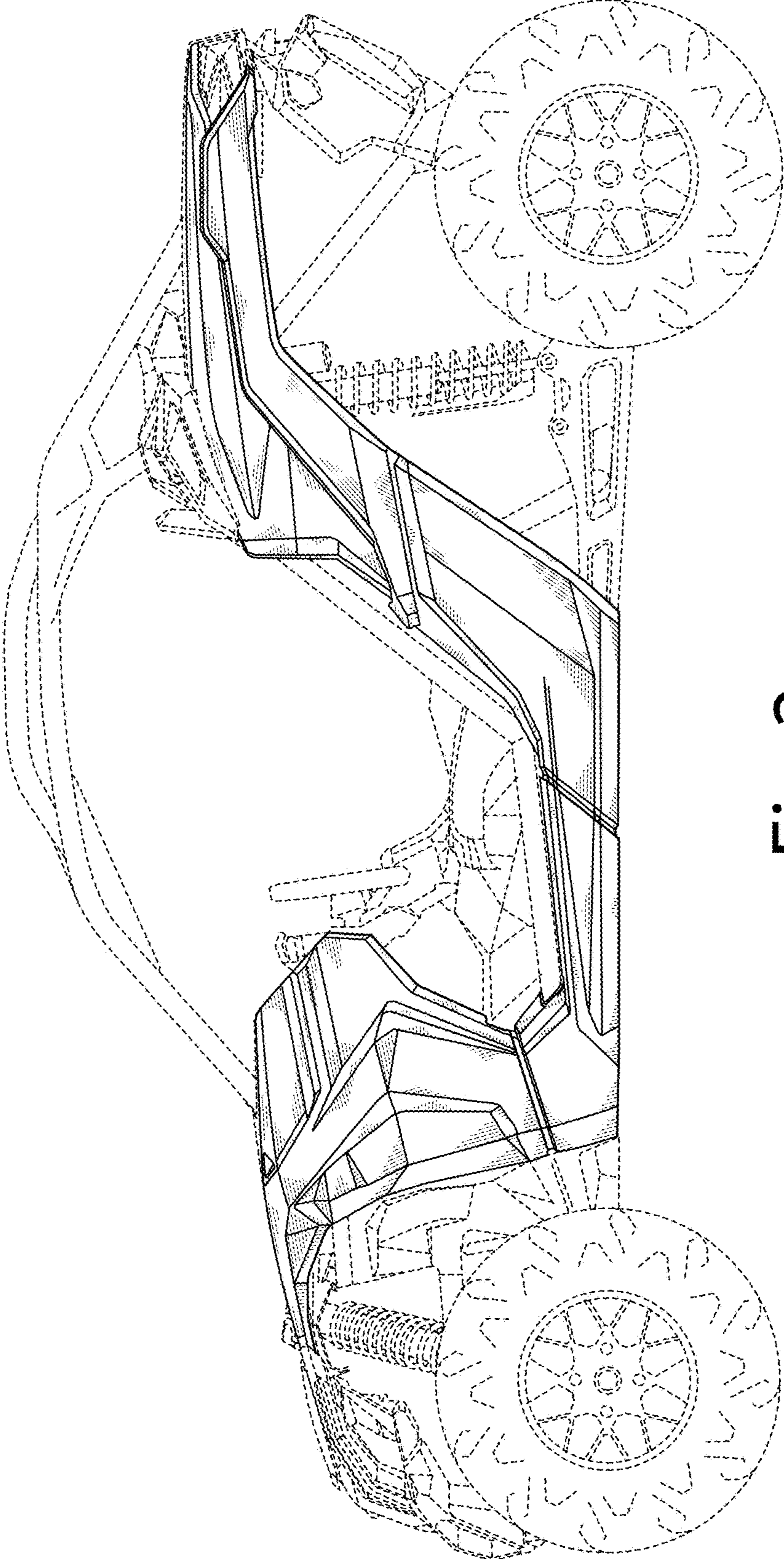


Fig.2

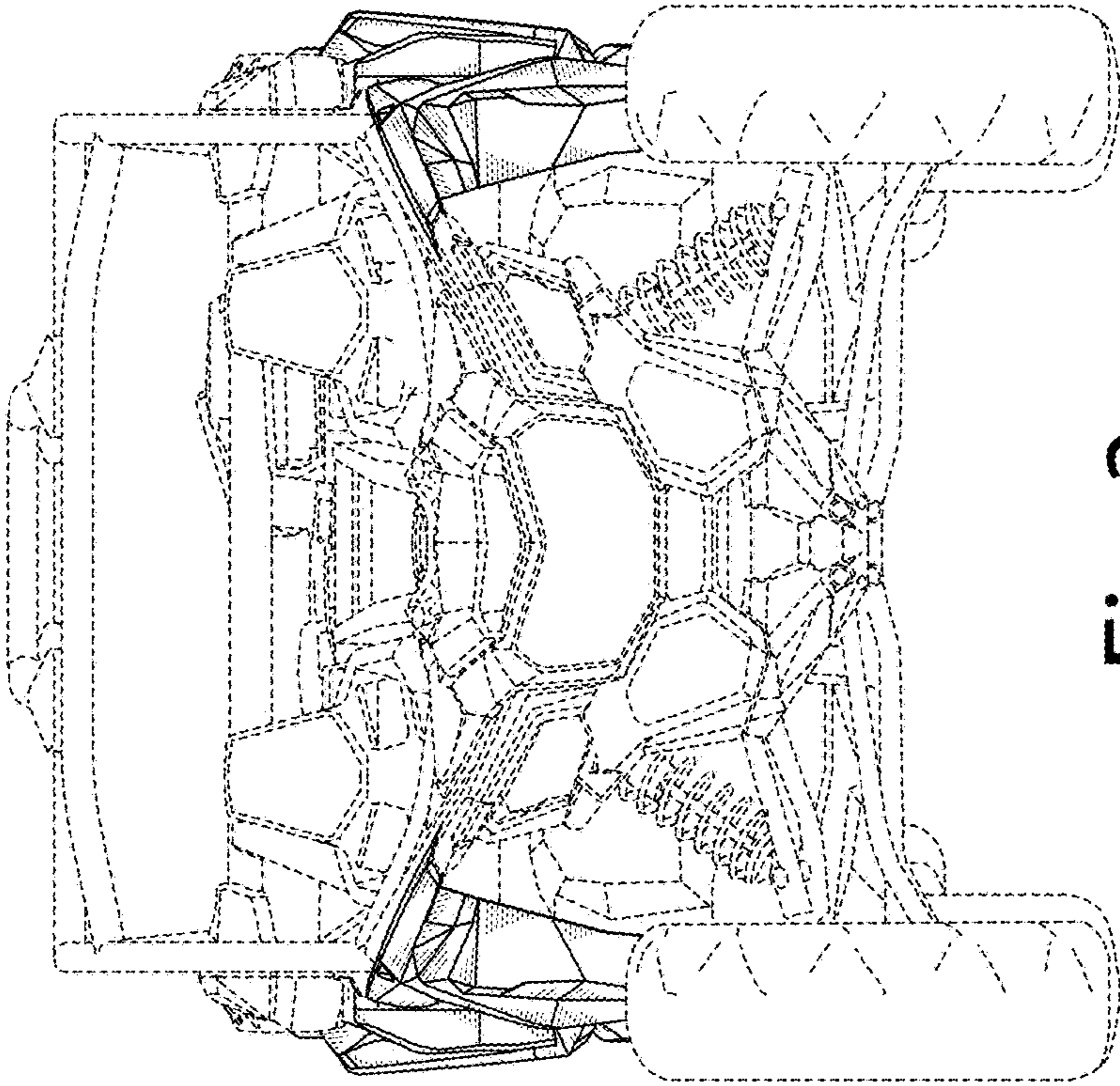


Fig.3

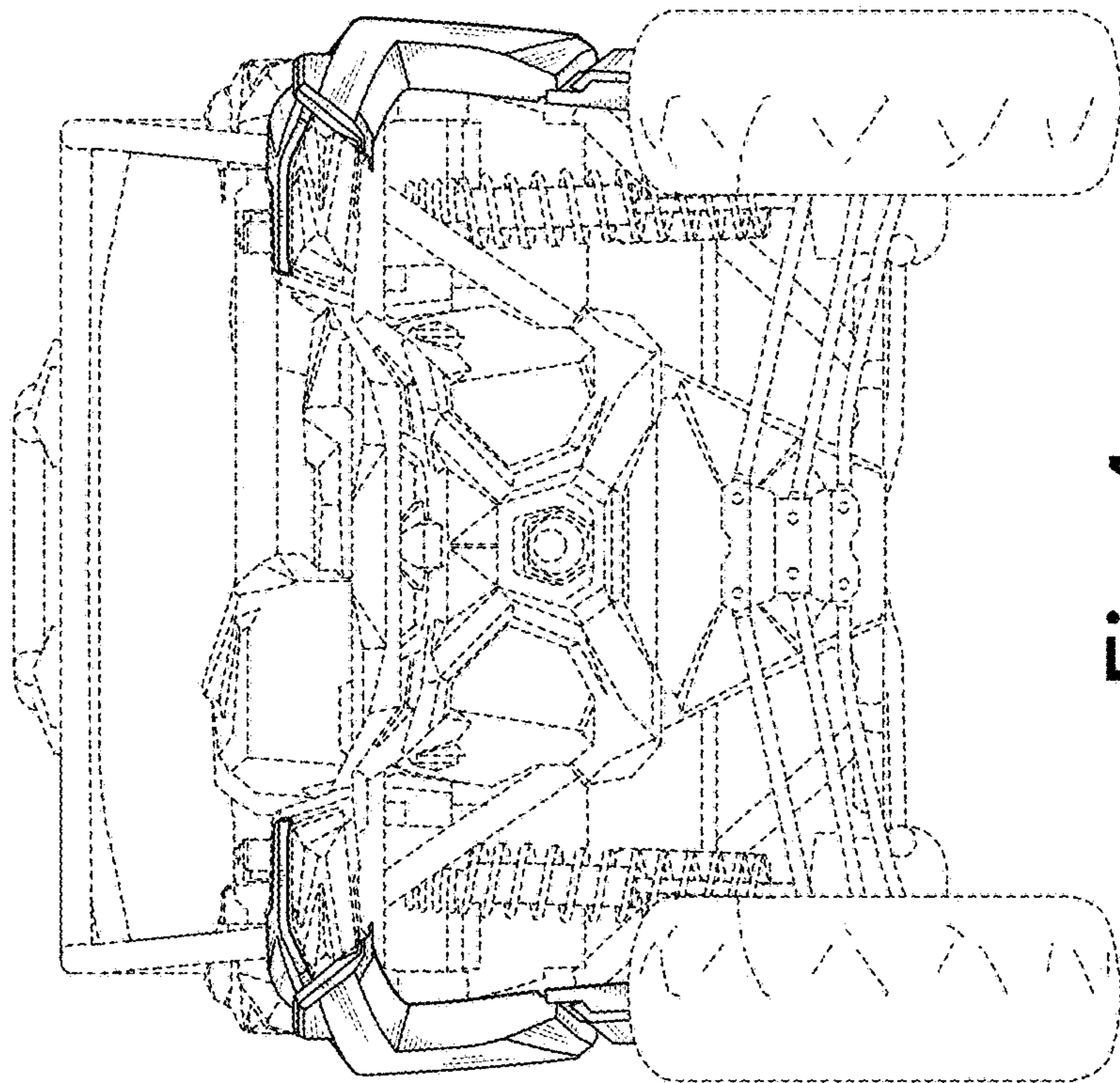


Fig.4

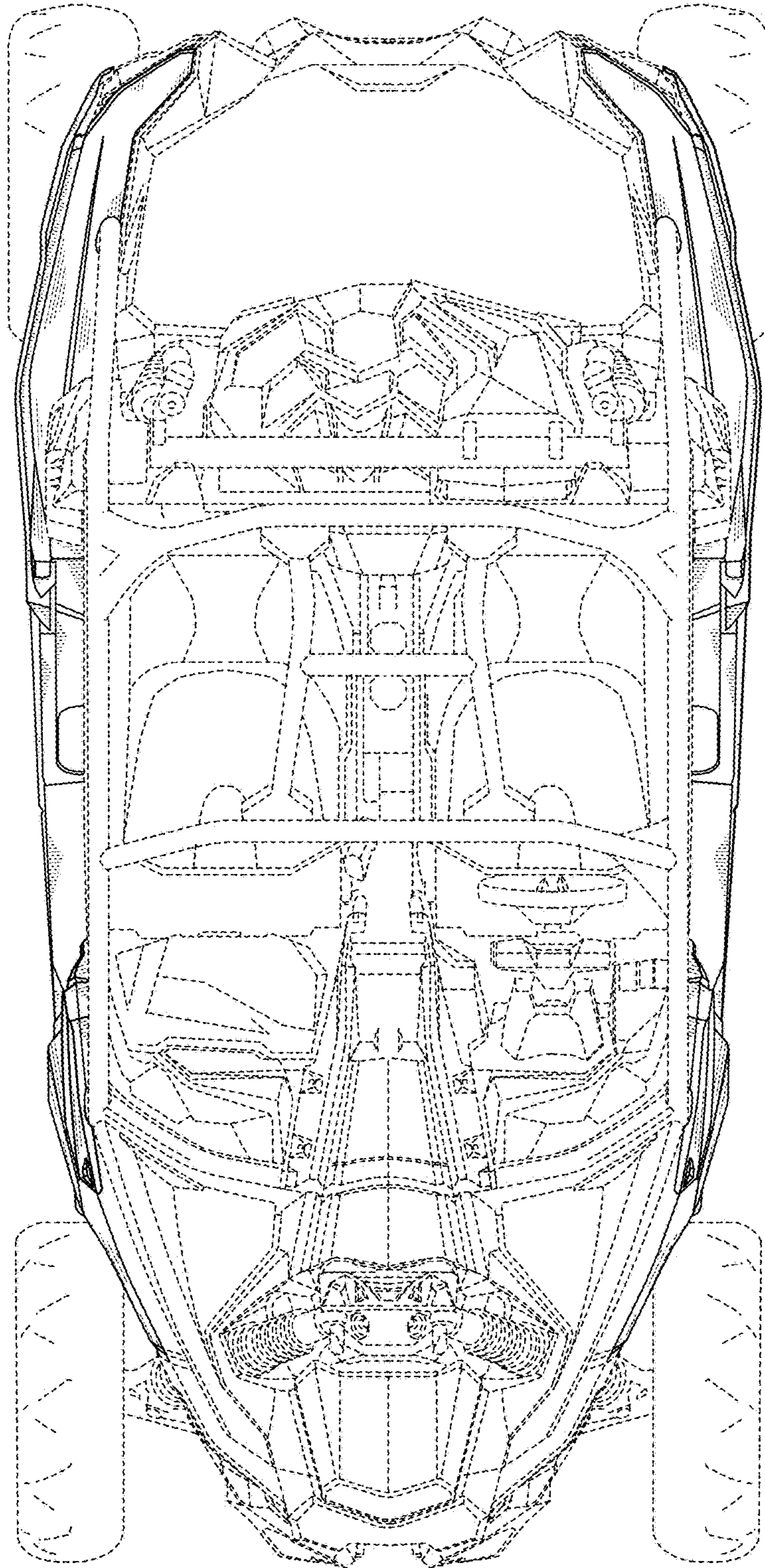


Fig.5

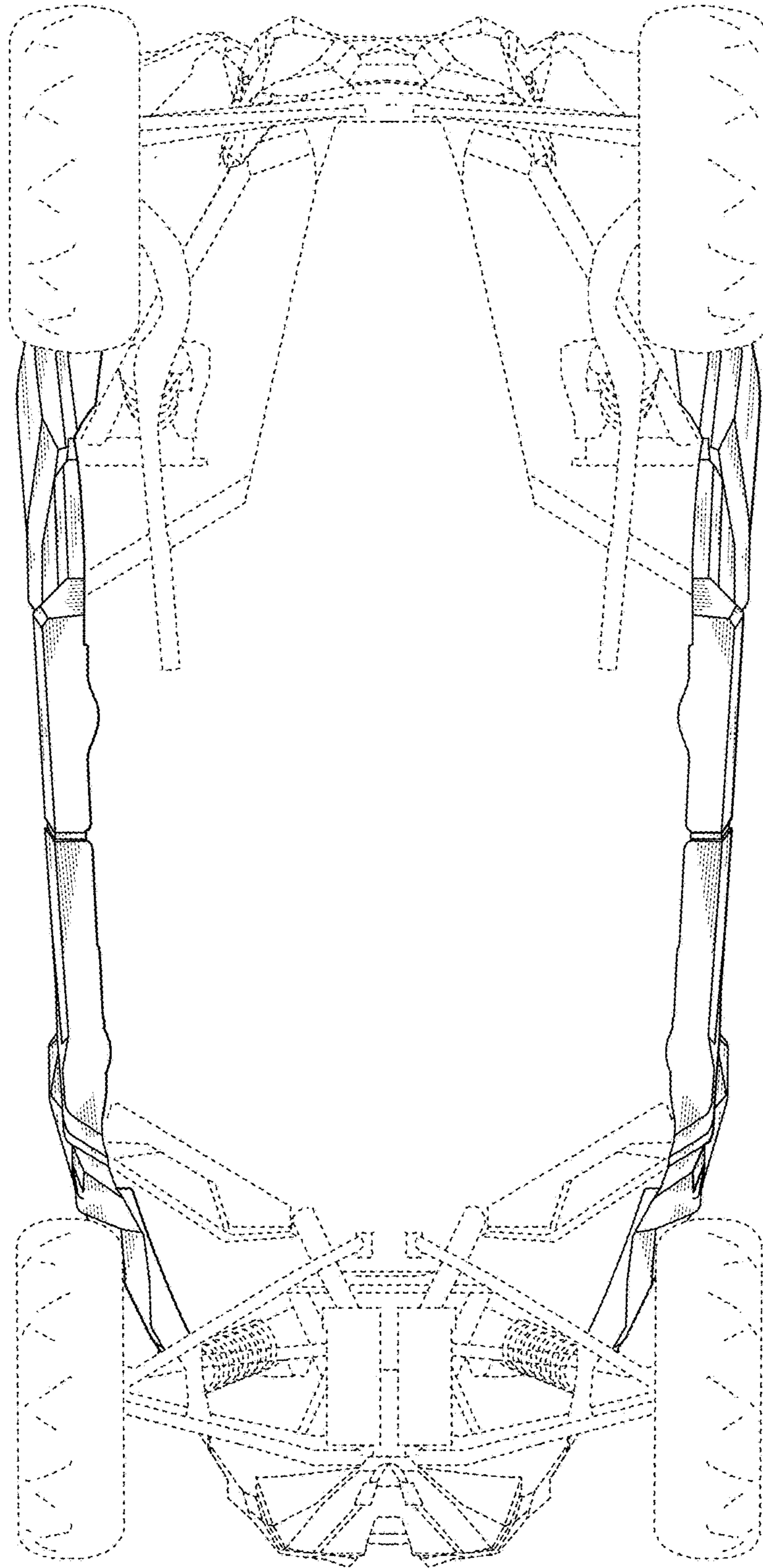


Fig.6

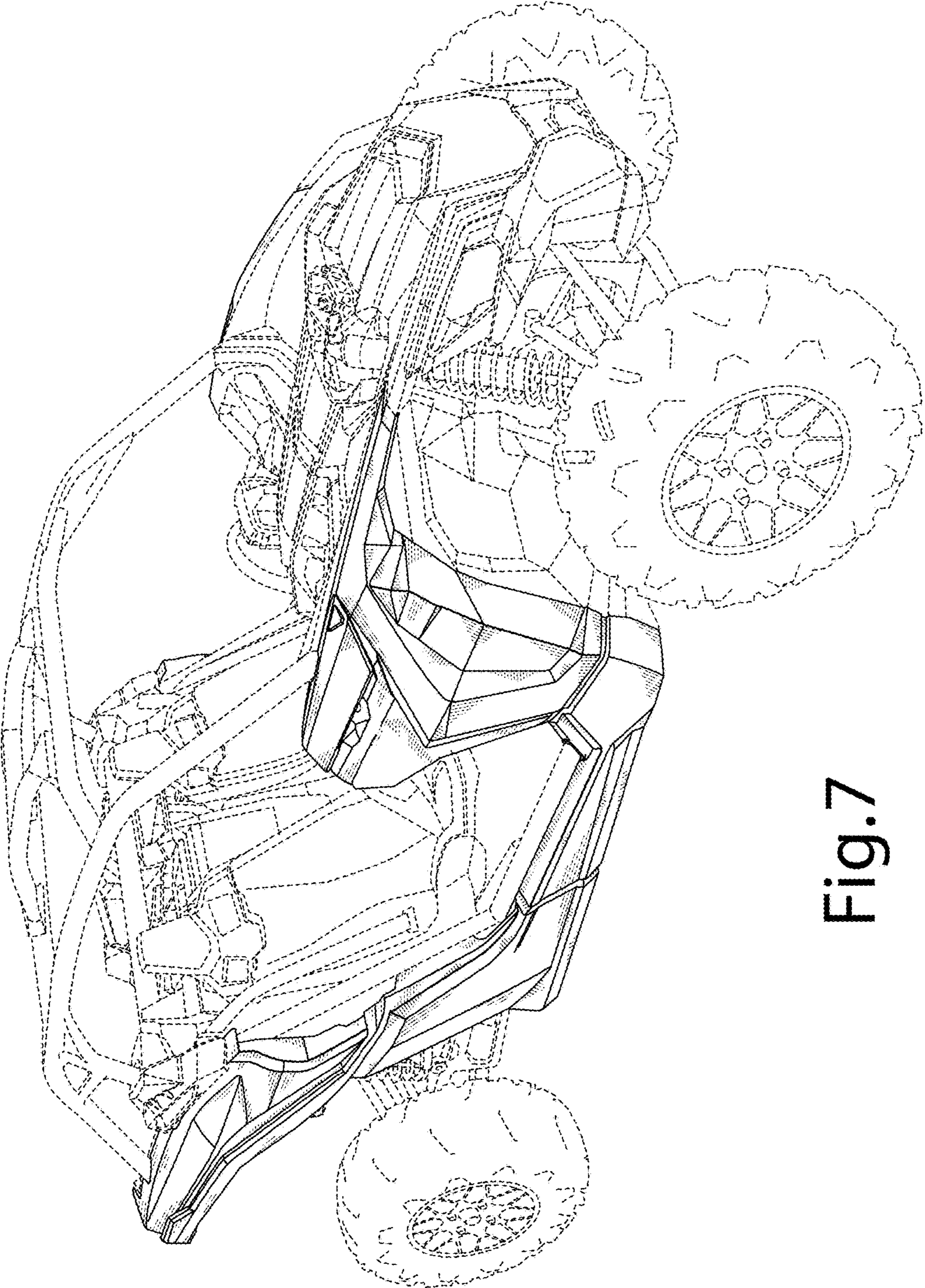


Fig.7

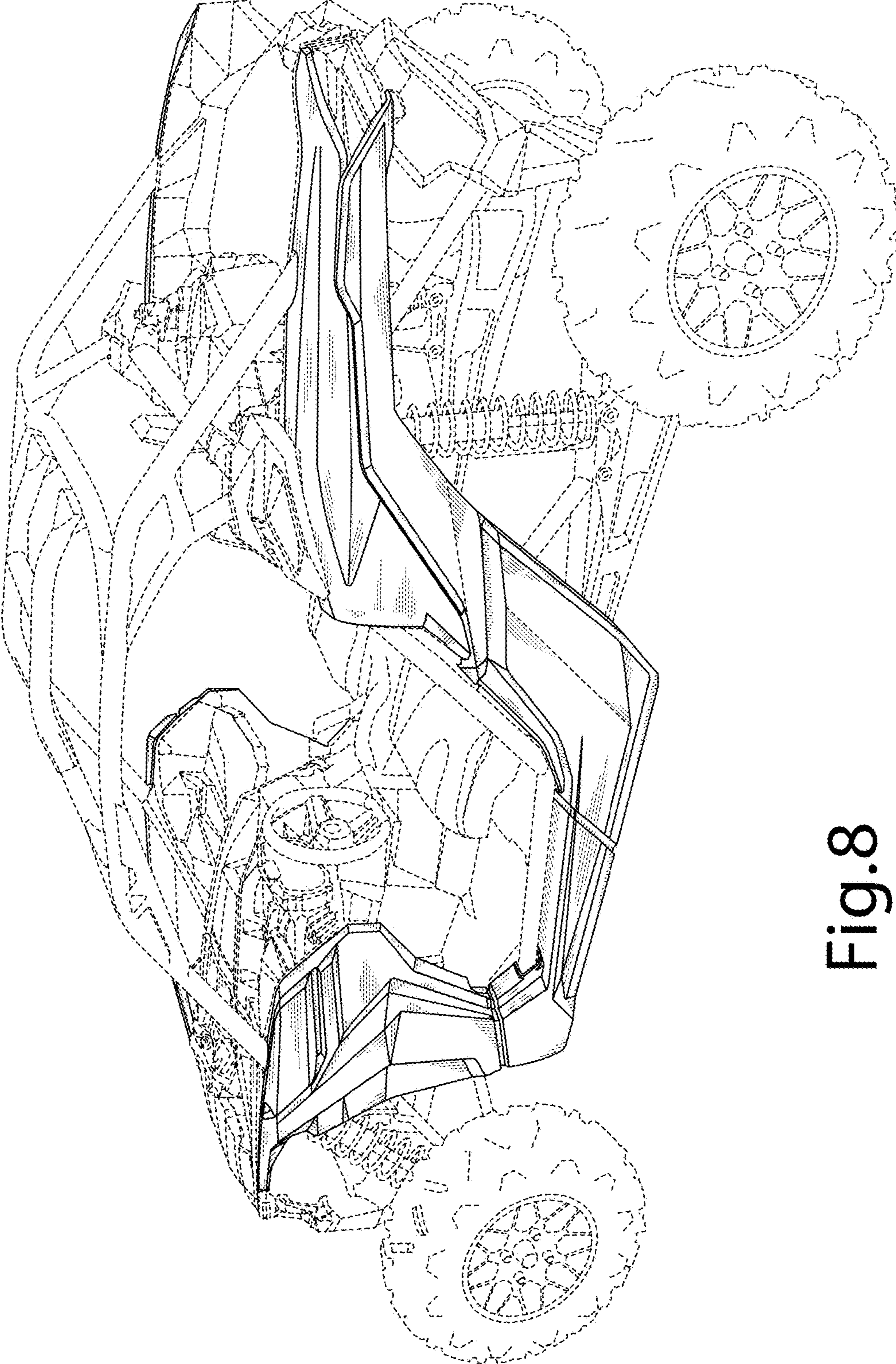


Fig.8