



US00D805008S

(12) **United States Design Patent** (10) **Patent No.:** **US D805,008 S**
Scheinhütte (45) **Date of Patent:** **** Dec. 12, 2017**

(54) **FRONT BUMPER FOR MOTOR VEHICLE**

(71) Applicant: **Dr. Ing. h.c. F. Porsche**
Aktiengesellschaft, Stuttgart (DE)

(72) Inventor: **Ingo Scheinhütte, Eberdingen (DE)**

(73) Assignee: **Dr. Ing. h.c. F. Porsche**
Aktiengesellschaft, Stuttgart (DE)

(**) Term: **15 Years**

(21) Appl. No.: **29/579,833**

(22) Filed: **Oct. 4, 2016**

(30) **Foreign Application Priority Data**

Apr. 4, 2016 (DE) 40 2016 100 405

(51) **LOC (10) Cl.** **12-16**

(52) **U.S. Cl.**
USPC **D12/169**

(58) **Field of Classification Search**
USPC D12/169, 216, 90-92, 86, 171, 196, 163;
293/102, 113, 115, 117, 120; 296/180.1,
296/180.2

CPC B60R 19/02; B60R 19/04; B62D 25/08
See application file for complete search history.

(56) **References Cited**

U.S. PATENT DOCUMENTS

D682,754 S 5/2013 Robinson
D688,988 S 9/2013 Varga
D695,161 S 12/2013 Scheinhütte
D695,163 S 12/2013 Scheinhütte
D702,157 S 4/2014 Borkert
D704,106 S 5/2014 Borkert
D705,138 S 5/2014 Borkert
D712,803 S 9/2014 Schienhütte
D712,804 S 9/2014 Schienhütte

D714,696 S 10/2014 Yamashita
D733,623 S 7/2015 Robinson
D748,542 S * 2/2016 Horiuchi D12/169
D754,575 S 4/2016 Varga
D757,616 S * 5/2016 Lesnik D12/169
D763,143 S * 8/2016 Varga D12/169
D764,985 S * 8/2016 Faghihzadeh D12/169
D765,567 S * 9/2016 De Bono D12/169
D766,785 S 9/2016 Varga
D768,040 S * 10/2016 Stopka D12/169
D772,119 S * 11/2016 De Bono D12/169
D777,617 S * 1/2017 Platto D12/169

OTHER PUBLICATIONS

Design U.S. Appl. No. 29/502,232, by Varga, filed Sep. 12, 2014.
Design U.S. Appl. No. 29/524,200, by Baum, filed Apr. 17, 2015.
Design U.S. Appl. No. 29/529,044, by Varga, filed Jun. 3, 2015.
Design U.S. Appl. No. 29/529,045, by Varga, filed Jun. 3, 2015; and
Design U.S. Appl. No. 29/530,520, by Varga, filed Jun. 17, 2015.

* cited by examiner

Primary Examiner — Melody N Brown
(74) *Attorney, Agent, or Firm* — RatnerPrestia

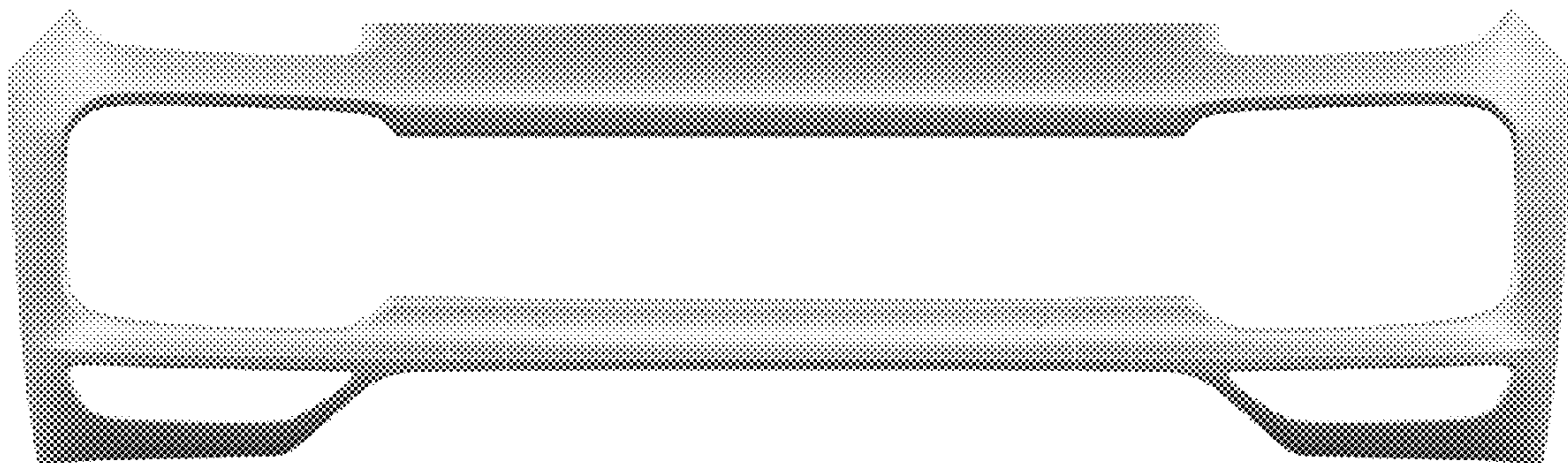
(57) **CLAIM**

The ornamental design for a front bumper for a motor vehicle, as shown and described.

DESCRIPTION

FIG. 1 is a left perspective view of a front bumper for a motor vehicle;
FIG. 2 is a right perspective view thereof;
FIG. 3 is a front elevation view thereof;
FIG. 4 is a rear elevation view thereof;
FIG. 5 is an elevation view thereof from the left side;
FIG. 6 is an elevation view thereof from the right side;
FIG. 7 is a top plan view thereof; and,
FIG. 8 is a bottom plan view thereof.

1 Claim, 4 Drawing Sheets






Figure 1




Figure 2

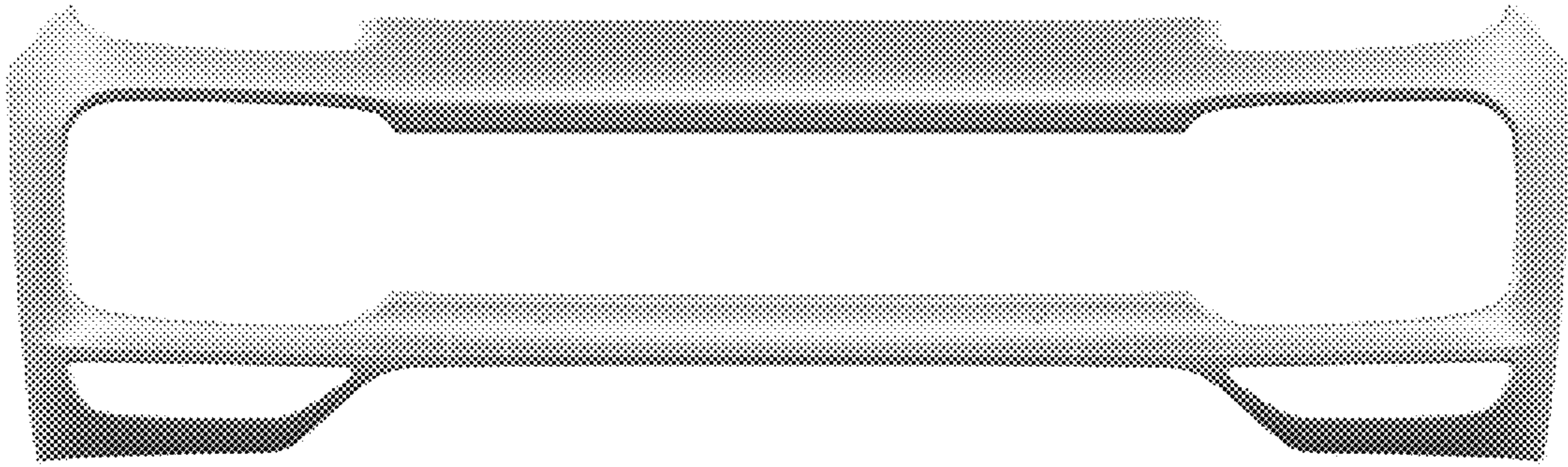


Figure 3

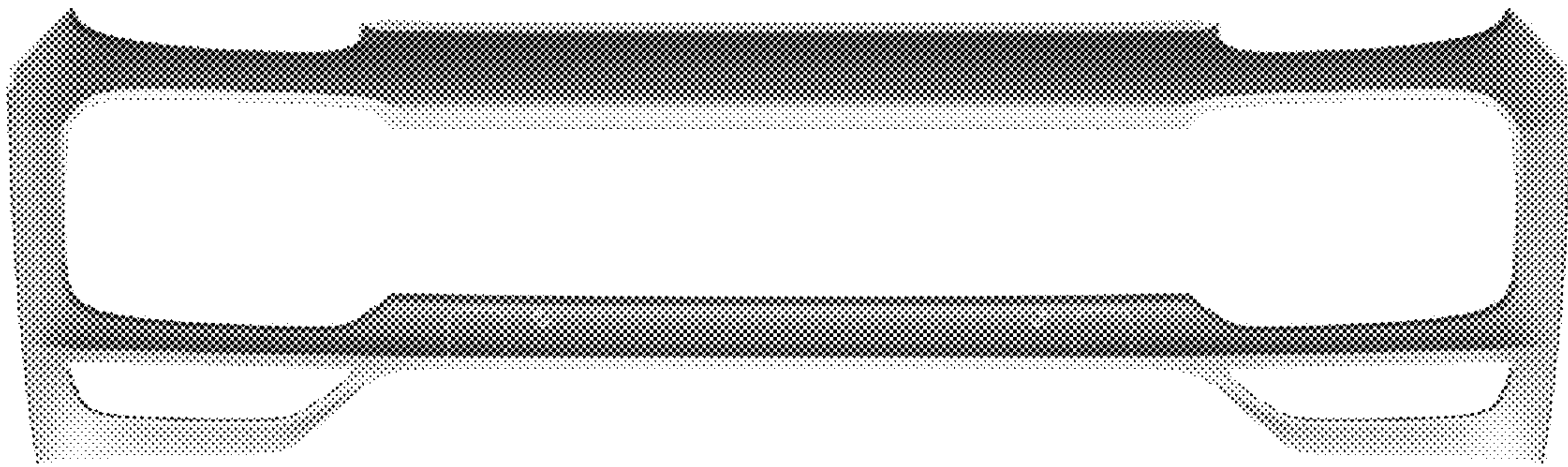


Figure 4




Figure 5




Figure 6




Figure 7




Figure 8