



US00D804998S

(12) **United States Design Patent** (10) **Patent No.:** **US D804,998 S**
Jelec (45) **Date of Patent:** **** Dec. 12, 2017**

(54) **VEHICLE**
(71) Applicant: **Jaguar Land Rover Limited**, Whitley,
Coventry (GB)
(72) Inventor: **Tadeusz Jelec**, Coventry (GB)
(73) Assignee: **Jaguar Land Rover Limited**, Whitley,
Coventry (GB)

D684,095 S * 6/2013 Beaven D12/92
D687,349 S * 8/2013 Krugger D12/92
D687,740 S * 8/2013 Yamanaka D12/92
D692,348 S * 10/2013 Whelan D12/92
D717,698 S * 11/2014 Beaven D12/92
D726,074 S * 4/2015 Beaven D12/92
D740,177 S * 10/2015 Callum D12/92
D741,226 S * 10/2015 Callum D12/92
D744,903 S * 12/2015 Jelec D12/92
D758,251 S * 6/2016 Jelec D12/92
D773,959 S * 12/2016 Jelec D12/92

(**) Term: **15 Years**
(21) Appl. No.: **29/566,721**
(22) Filed: **Jun. 2, 2016**

* cited by examiner
Primary Examiner — Melody N Brown
(74) *Attorney, Agent, or Firm* — Wood Herron & Evans
LLP

Related U.S. Application Data

(62) Division of application No. 29/526,617, filed on May
12, 2015, now Pat. No. Des. 773,959.

Foreign Application Priority Data

Nov. 14, 2014 (EM) 002578062

(51) **LOC (10) Cl.** **12-08**
(52) **U.S. Cl.**
USPC **D12/92**

(58) **Field of Classification Search**
USPC D12/86, 90-92, 88; D21/421, 433, 434;
296/181.1, 181.5
CPC B62D 35/00; B62D 25/00; B62D 25/06;
B62D 33/00
See application file for complete search history.

References Cited

U.S. PATENT DOCUMENTS

D671,036 S * 11/2012 Inatomi D12/92
D671,457 S * 11/2012 Goto D12/92

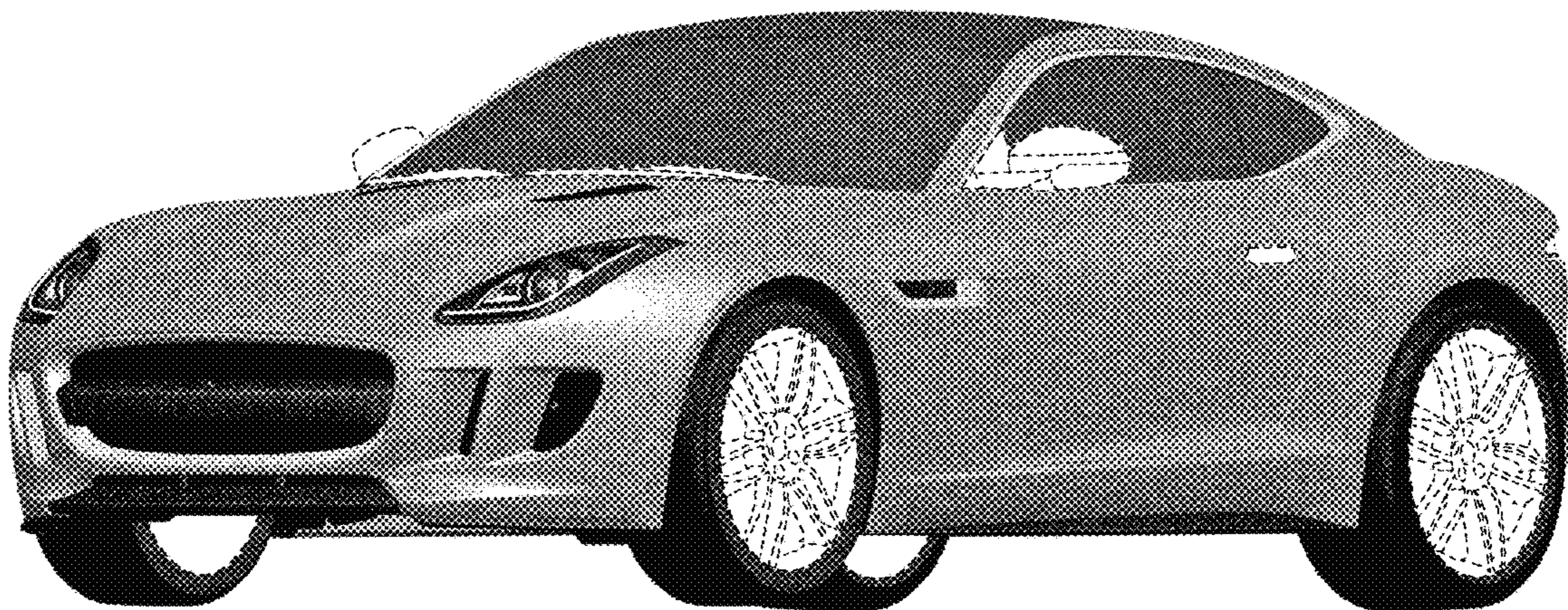
CLAIM

(57) The ornamental design for a vehicle, as shown and
described.

DESCRIPTION

FIG. 1 is a front and right side perspective view of a vehicle
showing my new design;
FIG. 2 is a rear and left side perspective view thereof;
FIG. 3 is a front view thereof.
FIG. 4 is a rear view thereof.
FIG. 5 is a left side view thereof.
FIG. 6 is a right side view thereof; and,
FIG. 7 is a top view thereof.
Any elements shown in broken lines form no part of the
claimed invention but instead show environmental aspects
thereof. The broken lines adjacent to a shaded portion form
an unclaimed boundary of the design.

1 Claim, 5 Drawing Sheets






FIG. 1




FIG. 2



FIG. 3




FIG. 4




FIG. 5

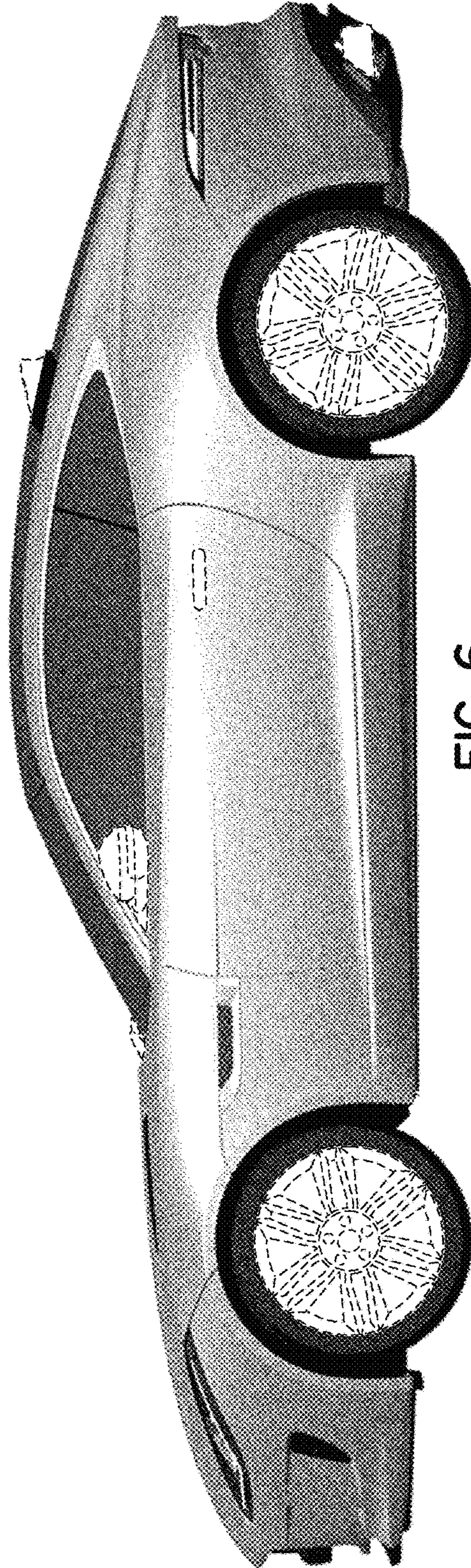


FIG. 6

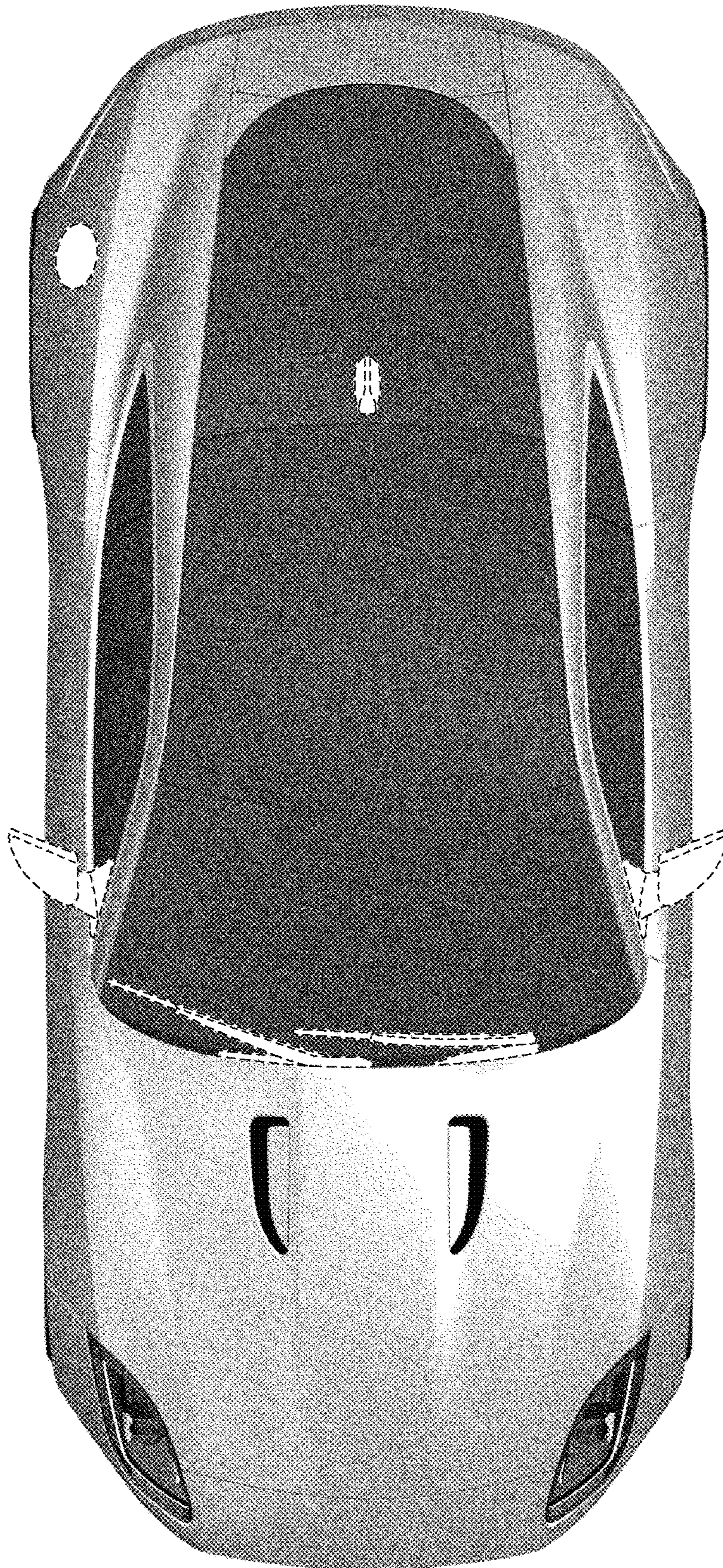


FIG. 7