



US00D804997S

(12) **United States Design Patent** (10) **Patent No.:** **US D804,997 S**
Hayashi et al. (45) **Date of Patent:** **** Dec. 12, 2017**

(54) **AUTOMOBILE**

(71) Applicants: **Hideki Hayashi**, Toyota (JP);
Tokuharu Mino, Nagoya (JP); **Kenji Kido**, Okazaki (JP); **Kousuke Kubo**, Okazaki (JP)

(72) Inventors: **Hideki Hayashi**, Toyota (JP);
Tokuharu Mino, Nagoya (JP); **Kenji Kido**, Okazaki (JP); **Kousuke Kubo**, Okazaki (JP)

(73) Assignees: **Toyota Jidosha Kabushiki Kaisha** (JP); **SUBARU CORPORATION** (JP)

(**) Term: **15 Years**

(21) Appl. No.: **29/565,092**

(22) Filed: **May 18, 2016**

(30) **Foreign Application Priority Data**

Dec. 17, 2015 (JP) 2015-028139

(51) **LOC (10) Cl.** **12-08**

(52) **U.S. Cl.**
USPC **D12/92**

(58) **Field of Classification Search**
USPC D12/86, 90-92, 88; D21/421, 433, 434;
296/181.1, 181.5
CPC B62D 35/00; B62D 25/00; B62D 25/06;
B62D 33/00
See application file for complete search history.

(56) **References Cited**

U.S. PATENT DOCUMENTS

D687,348 S * 8/2013 Nurnberger D12/92
D693,274 S * 11/2013 Tamatani D12/92
D704,102 S * 5/2014 Nurnberger D12/92
D715,195 S * 10/2014 Tomatsu D12/92
D716,699 S * 11/2014 Sakae D12/92
D716,700 S * 11/2014 Matsumoto D12/92

D717,211 S * 11/2014 Stephenson D12/92
D719,065 S * 12/2014 Sakae D12/92
D743,845 S * 11/2015 Hirai D12/92
D758,251 S * 6/2016 Jelec D12/92
D774,950 S * 12/2016 Holgate D12/92
D780,635 S * 3/2017 O'Connell D12/92
D780,636 S * 3/2017 Kahn D12/92
D781,183 S * 3/2017 Suga D12/92
D792,286 S * 7/2017 Nakayama D12/92

OTHER PUBLICATIONS

Toyota, Toyota 86 (2013), Catalogue of Toyota 86, Toyota Jidosha Kabushiki Kaisha, available at least as early as Jul. 1, 2013.
Fuji Jukogyo Kabushiki Kaisha, Subaru BRZ (2012), Response.jp <<http://response.jp/article/2012/02/09/169774.html>>, available at least as early as Dec. 1, 2014.

* cited by examiner

Primary Examiner — Melody N Brown
(74) *Attorney, Agent, or Firm* — Saidman DesignLaw Group, LLC

(57) **CLAIM**

The ornamental design for an automobile, as shown and described.

DESCRIPTION

FIG. 1 is a front and left side perspective view of an automobile showing my new design;
FIG. 2 is a front and right side perspective view thereof;
FIG. 3 is a rear and left side perspective view thereof;
FIG. 4 is a rear and right side perspective view thereof;
FIG. 5 is a front view thereof;
FIG. 6 is a rear view thereof;
FIG. 7 is a top view thereof;
FIG. 8 is a left side view thereof; and,
FIG. 9 is a right side view thereof.
The various shades of gray as well as the shadows and reflections represent contour and not surface ornamentation or any particular color.

1 Claim, 9 Drawing Sheets





FIG. 1



FIG. 2



FIG. 3



FIG. 4




FIG. 5




FIG. 6

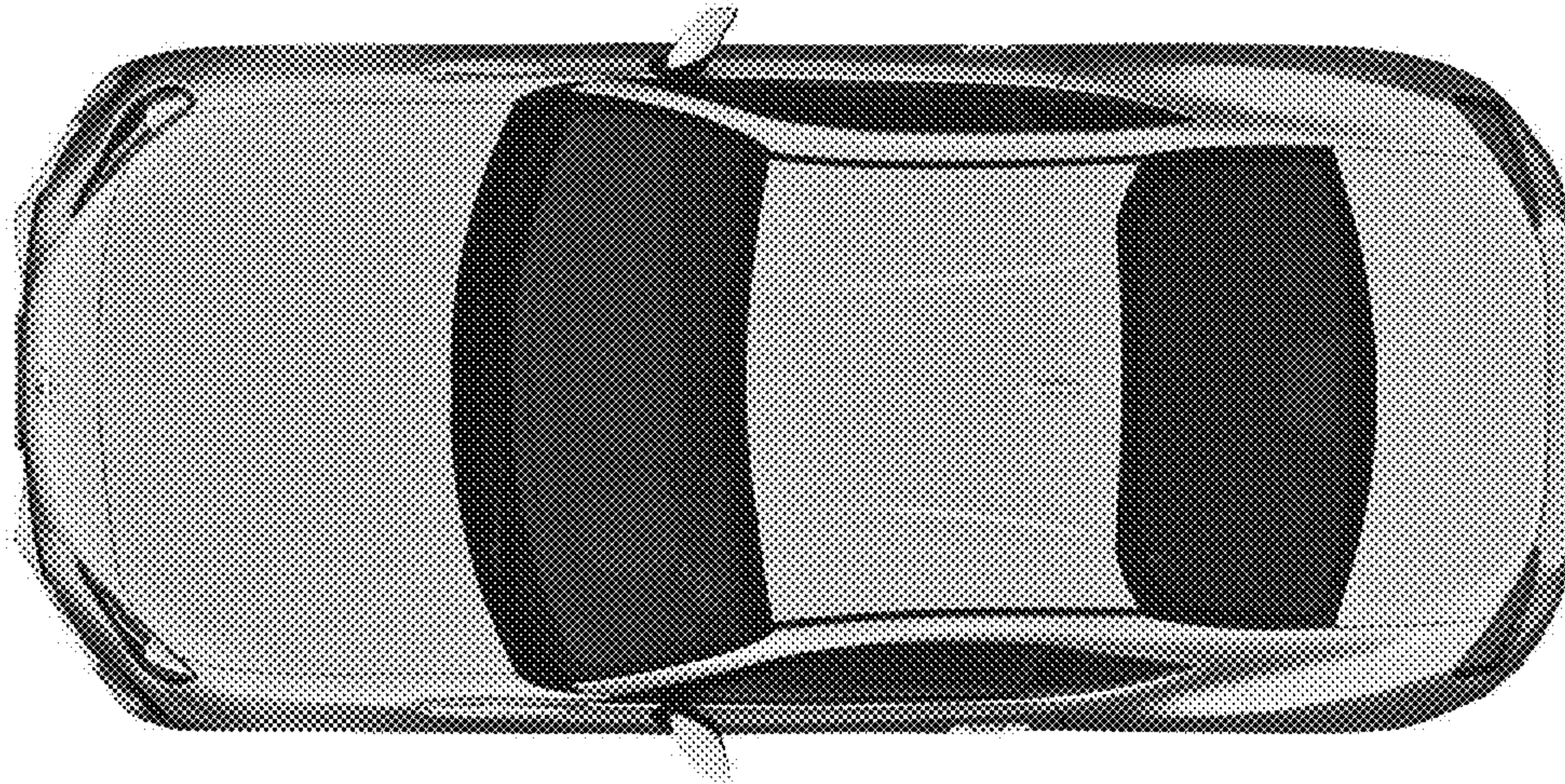


FIG. 7

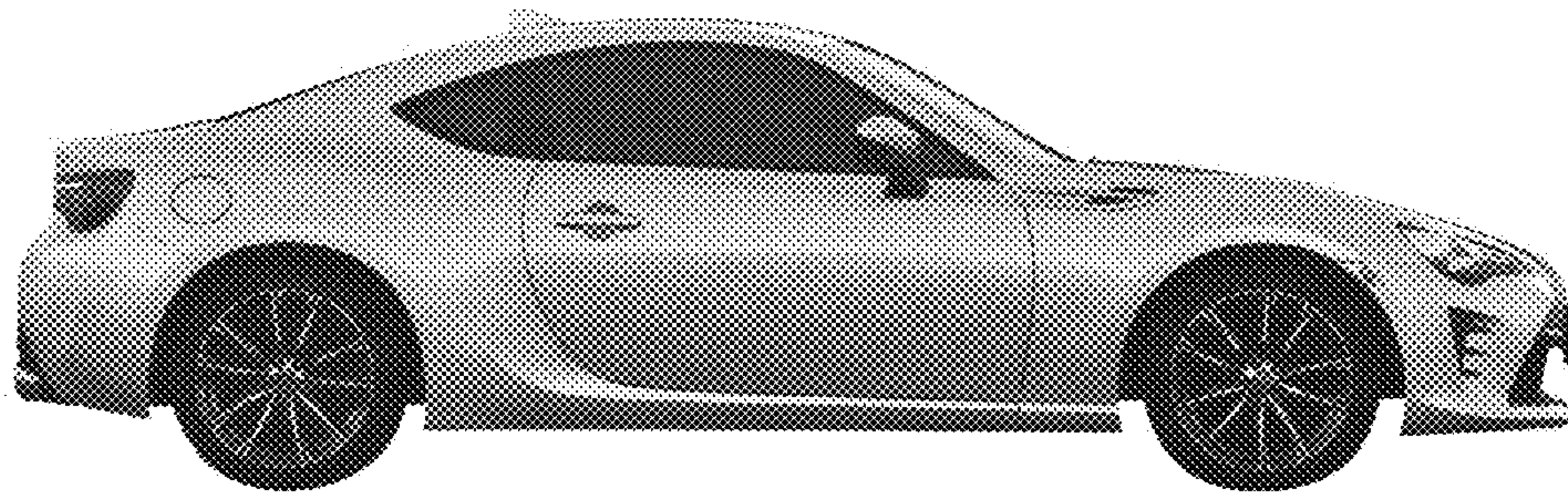


FIG. 8

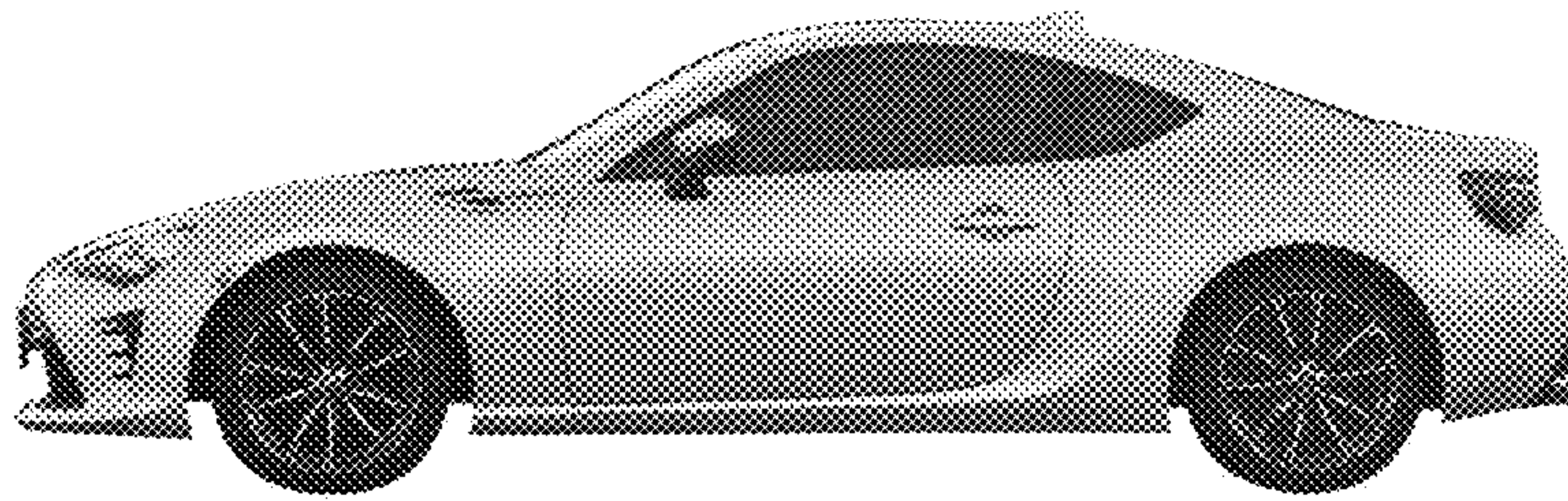


FIG. 9

UNITED STATES PATENT AND TRADEMARK OFFICE
CERTIFICATE OF CORRECTION

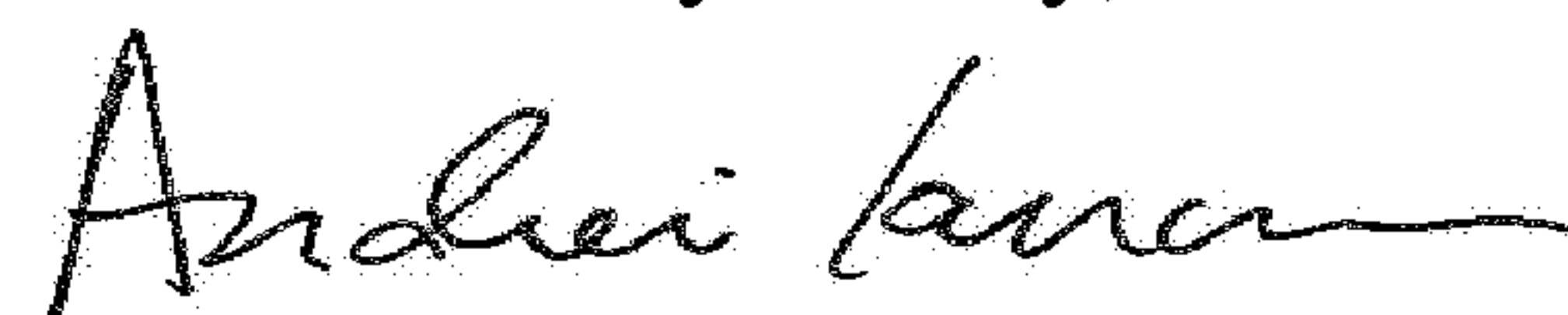
PATENT NO. : D804,997 S
APPLICATION NO. : 29/565092
DATED : December 12, 2017
INVENTOR(S) : Hideki Hayashi et al.

Page 1 of 10

It is certified that error appears in the above-identified patent and that said Letters Patent is hereby corrected as shown below:

Replace Drawing Sheets 1-9 with attached Drawing Sheets 1-9

Signed and Sealed this
Third Day of July, 2018



Andrei Iancu
Director of the United States Patent and Trademark Office




FIG. 1



FIG. 2




FIG. 3




FIG. 4




FIG. 5

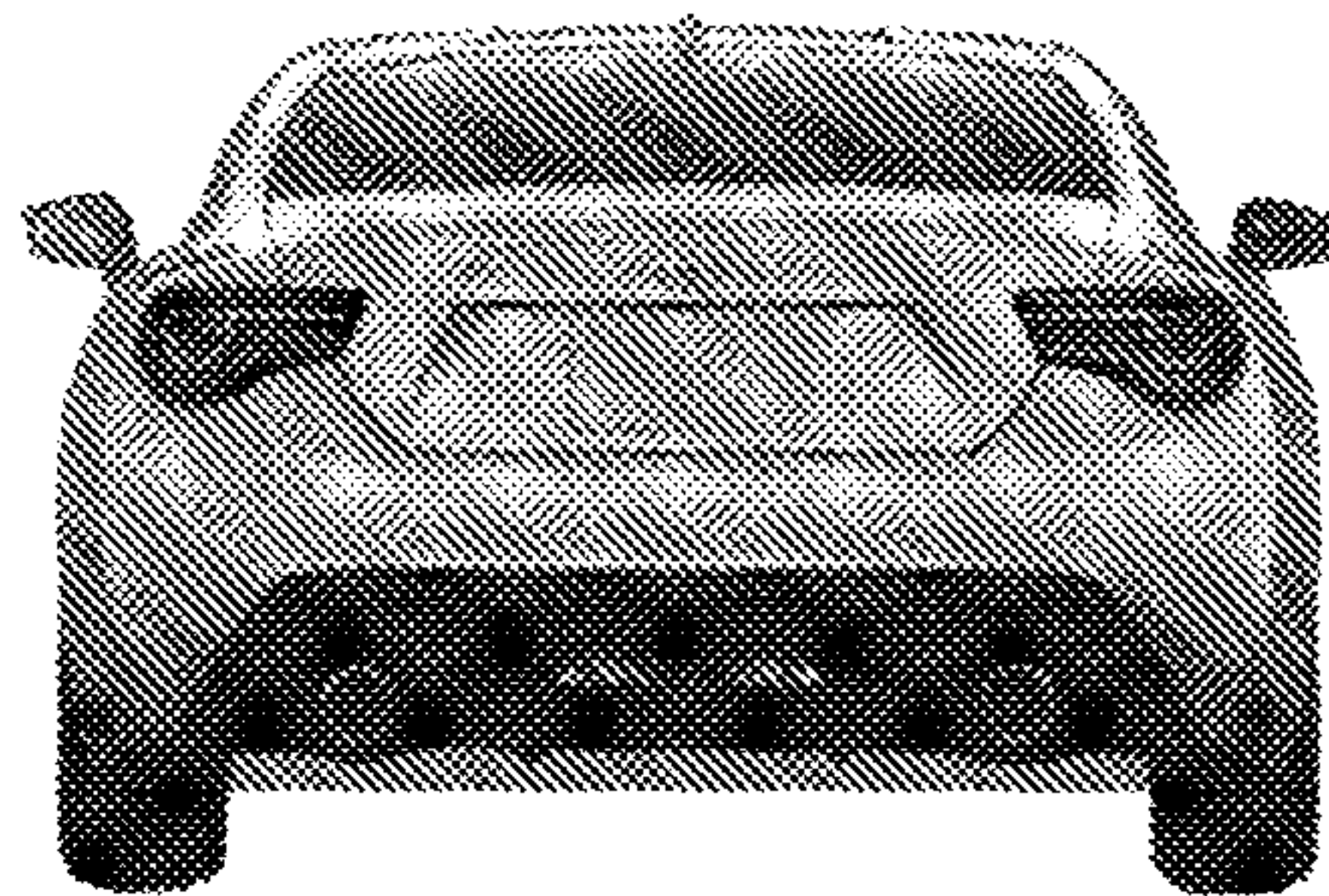


FIG. 6

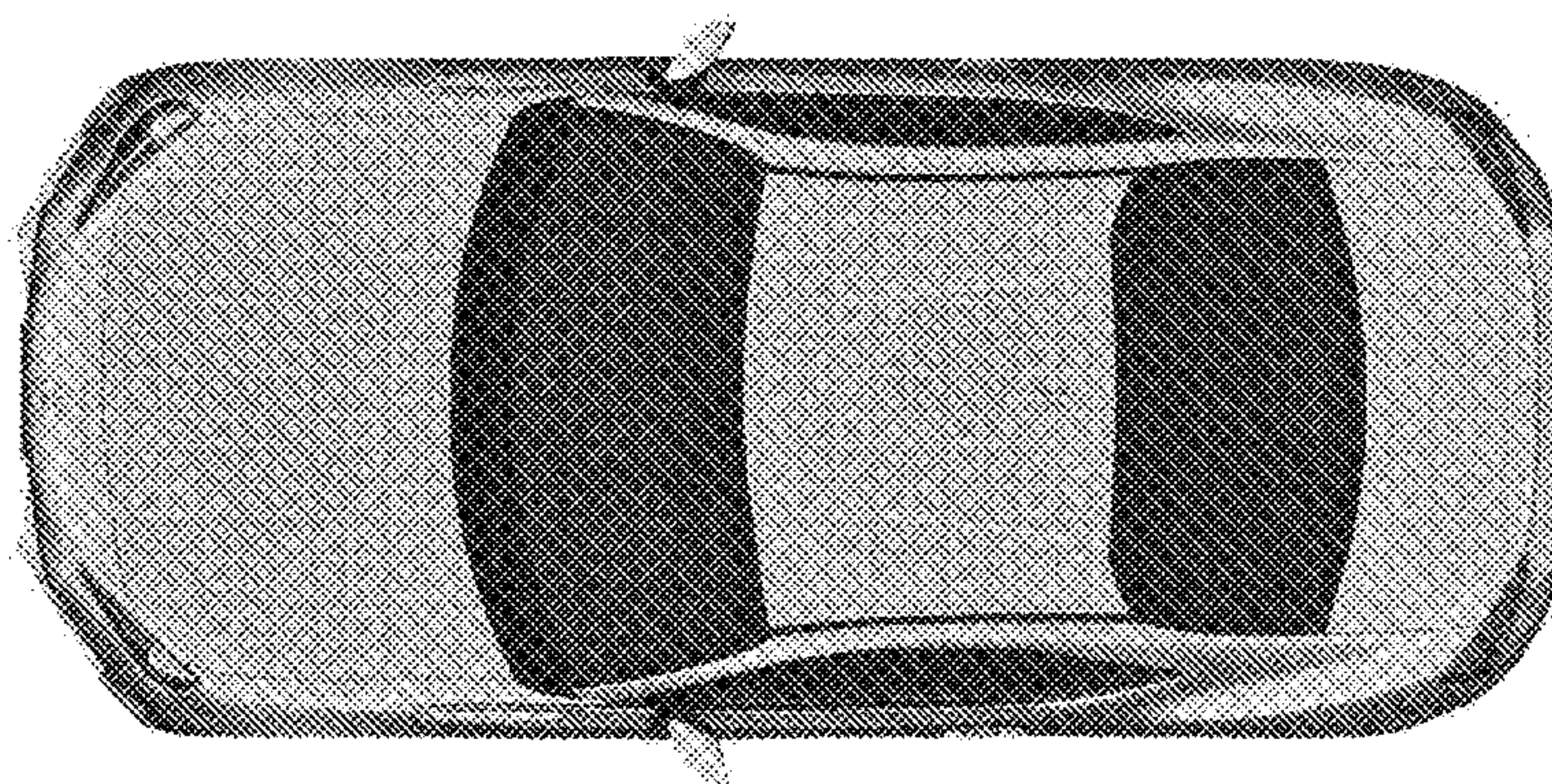


FIG. 7

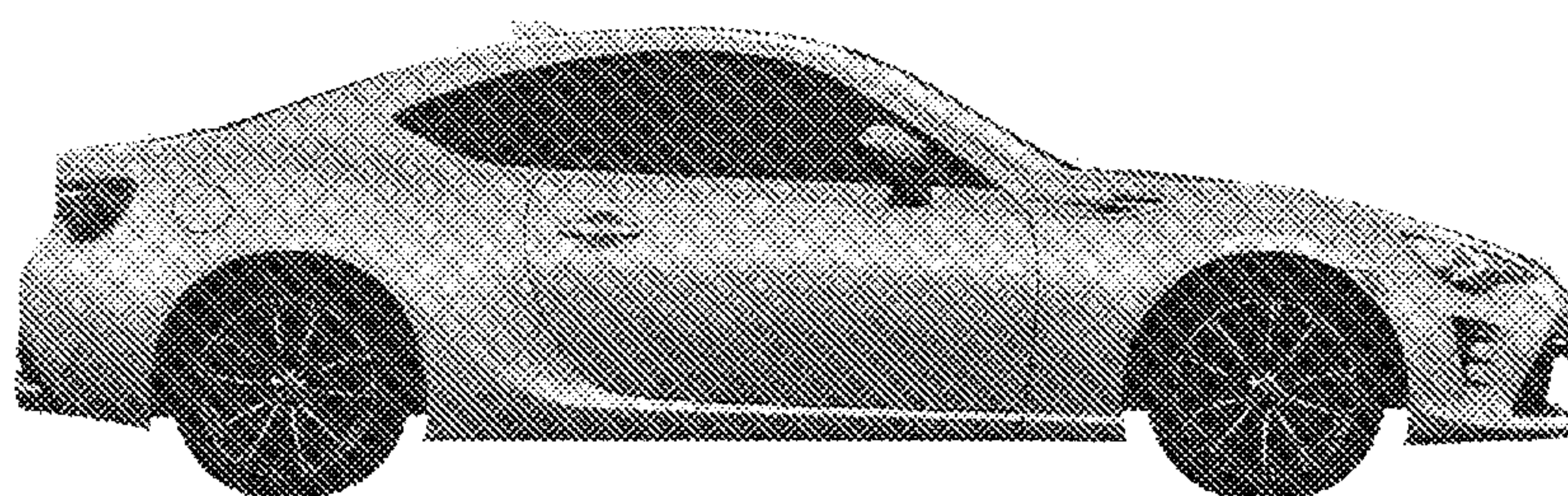


FIG. 8

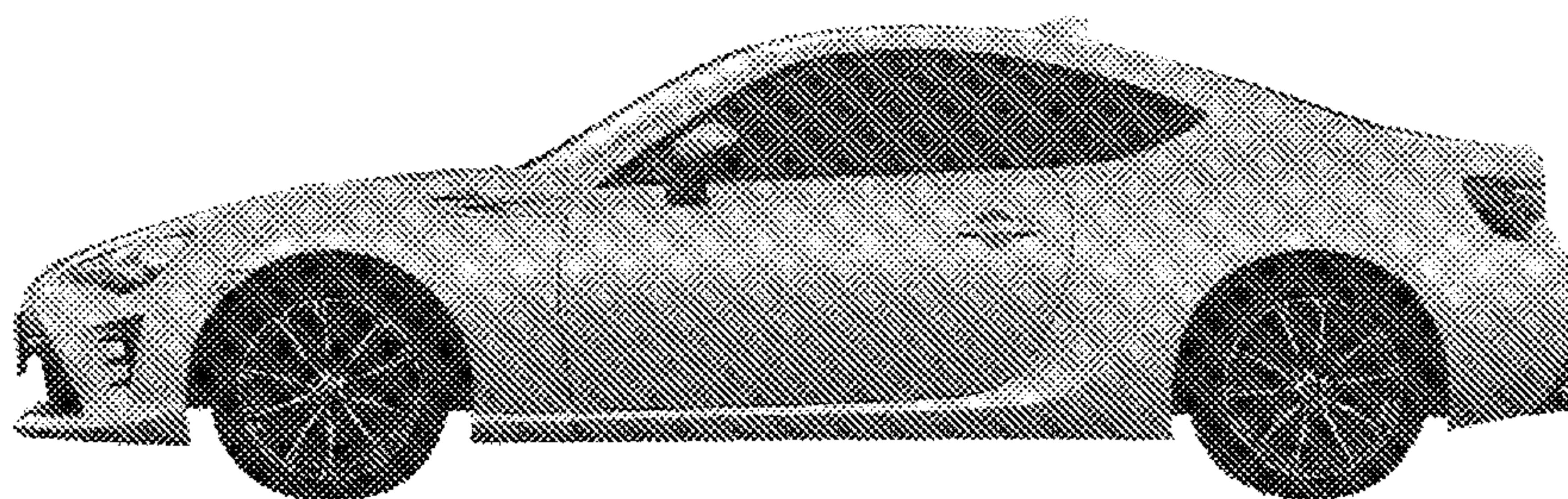


FIG. 9

UNITED STATES PATENT AND TRADEMARK OFFICE
CERTIFICATE OF CORRECTION

PATENT NO. : D804,997 S
APPLICATION NO. : 29/565092
DATED : December 12, 2017
INVENTOR(S) : Hideki Hayashi et al.

Page 1 of 11

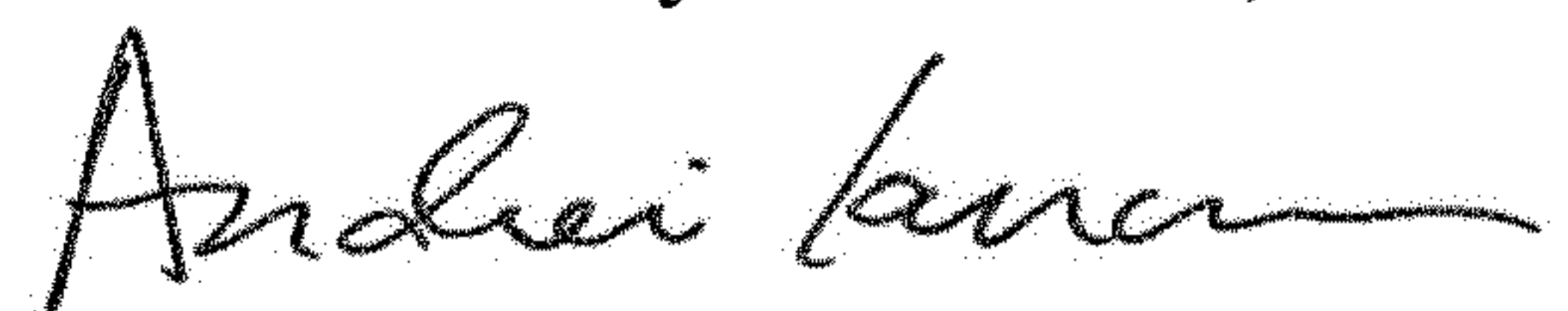
It is certified that error appears in the above-identified patent and that said Letters Patent is hereby corrected as shown below:

Delete the title page and substitute therefore with the attached title page consisting of the corrected illustrative figure.

Replace Drawing Sheets 1-9 with attached Drawing Sheets 1-9.

This certificate supersedes the Certificate of Correction issued July 3, 2018.

Signed and Sealed this
Sixteenth Day of October, 2018



Andrei Iancu
Director of the United States Patent and Trademark Office

(12) **United States Design Patent** (10) **Patent No.:** **US D804,997 S**
Hayashi et al. (45) **Date of Patent:** **** Dec. 12, 2017**

(54) **AUTOMOBILE**

(71) Applicants: **Hideki Hayashi**, Toyota (JP);
Tokuharu Mino, Nagoya (JP); **Kenji Kido**, Okazaki (JP); **Kousuke Kubo**, Okazaki (JP)

(72) Inventors: **Hideki Hayashi**, Toyota (JP);
Tokuharu Mino, Nagoya (JP); **Kenji Kido**, Okazaki (JP); **Kousuke Kubo**, Okazaki (JP)

(73) Assignees: **Toyota Jidosha Kabushiki Kaisha** (JP); **SUBARU CORPORATION** (JP)

(**) Term: **15 Years**

(21) Appl. No.: **29/565,092**

(22) Filed: **May 18, 2016**

(30) **Foreign Application Priority Data**

Dec. 17, 2015 (JP) 2015-028139

(51) **LOC (10) Cl.** **12-08**

(52) **U.S. Cl.**
 USPC **D12/92**

(58) **Field of Classification Search**
 USPC D12/86, 90-92, 88; D21/421, 433, 434;
 296/181.1, 181.5
 CPC B62D 35/00; B62D 25/00; B62D 25/06;
 B62D 33/00
 See application file for complete search history.

(56) **References Cited**

U.S. PATENT DOCUMENTS

D687,348 S * 8/2013 Nurnberger D12/92
 D693,274 S * 11/2013 Tamatani D12/92
 D704,102 S * 5/2014 Nurnberger D12/92
 D715,195 S * 10/2014 Tomatsu D12/92
 D716,699 S * 11/2014 Sakae D12/92
 D716,700 S * 11/2014 Matsumoto D12/92

D717,211 S * 11/2014 Stephenson D12/92
 D719,065 S * 12/2014 Sakae D12/92
 D743,845 S * 11/2015 Hirai D12/92
 D758,251 S * 6/2016 Jelec D12/92
 D774,950 S * 12/2016 Holgate D12/92
 D780,635 S * 3/2017 O'Connell D12/92
 D780,636 S * 3/2017 Kahn D12/92
 D781,183 S * 3/2017 Suga D12/92
 D792,286 S * 7/2017 Nakayama D12/92

OTHER PUBLICATIONS

Toyota, Toyota 86 (2013), Catalogue of Toyota 86, Toyota Jidosha Kabushiki Kaisha, available at least as early as Jul. 1, 2013.
 Fuji Jukogyo Kabushiki Kaisha, Subaru BRZ (2012), Response.jp <<http://response.jp/article/2012/02/09/169774.html>>, available at least as early as Dec. 1, 2014.

* cited by examiner

Primary Examiner — Melody N Brown

(74) *Attorney, Agent, or Firm* — Saidman DesignLaw Group, LLC

(57) **CLAIM**

The ornamental design for an automobile, as shown and described.

DESCRIPTION

FIG. 1 is a front and left side perspective view of an automobile showing my new design;
 FIG. 2 is a front and right side perspective view thereof;
 FIG. 3 is a rear and left side perspective view thereof;
 FIG. 4 is a rear and right side perspective view thereof;
 FIG. 5 is a front view thereof;
 FIG. 6 is a rear view thereof;
 FIG. 7 is a top view thereof;
 FIG. 8 is a left side view thereof; and,
 FIG. 9 is a right side view thereof.
 The various shades of gray as well as the shadows and reflections represent contour and not surface ornamentation or any particular color.

1 Claim, 9 Drawing Sheets





FIG. 1



FIG. 2



FIG. 3



FIG. 4




FIG. 5



FIG. 6

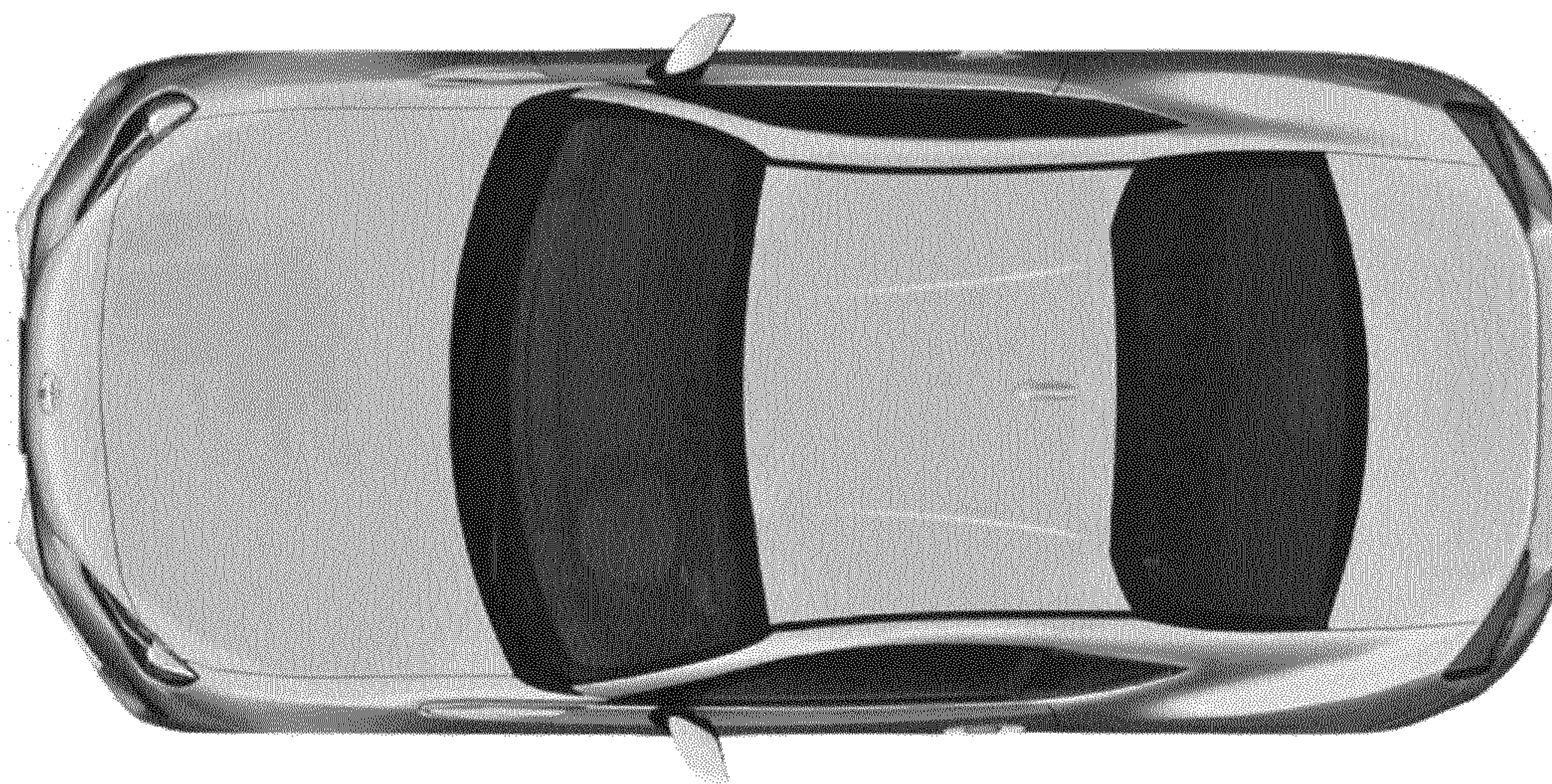


FIG. 7




FIG. 8




FIG. 9