



US00D804981S

(12) **United States Design Patent**
Pohl et al.

(10) **Patent No.:** **US D804,981 S**

(45) **Date of Patent:** **** Dec. 12, 2017**

- (54) **CURVED FILTER SCREEN**
- (71) Applicant: **MAAG PUMP SYSTEMS GMBH**,
Grossostheim (DE)
- (72) Inventors: **Harald Pohl**, Horstel (DE); **Christian Lebert**, Hausen (DE)
- (73) Assignee: **MAAG Automatik GmbH**,
Grossostheim (DE)
- (**) Term: **15 Years**
- (21) Appl. No.: **29/534,244**
- (22) Filed: **Jul. 27, 2015**
- (30) **Foreign Application Priority Data**
Jan. 26, 2015 (EP) 001428817-0001
- (51) **LOC (10) Cl.** **15-02**
- (52) **U.S. Cl.**
USPC **D11/7**
- (58) **Field of Classification Search**
USPC D15/7-9, 135-138, 144, 144.1, 144.2;
D23/231, 232, 225, 365; 417/60, 235,
417/265, 321, 355, 358, 363, 359, 410.1,
417/415-416, 405, 900, 269, 539;
60/408, 412; 184/26-37; 415/140-147;
123/495, 509; 137/565.34; 264/40.7
CPC F02M 37/04; F02M 37/14; F04B 53/92;
F04B 1/005; B29C 47/92; B29C 47/0026
See application file for complete search history.

- (56) **References Cited**
U.S. PATENT DOCUMENTS
2,165,737 A * 7/1939 Unterbusch H01B 11/1808
138/103
D231,132 S * 4/1974 Seastrom D15/7
3,982,669 A * 9/1976 Moore B29B 13/022
222/146.5

- D264,719 S * 6/1982 Ehlers D15/9
- D296,701 S * 7/1988 Lindell D15/135
- D324,392 S * 3/1992 Wilhelm D15/136
- 5,122,315 A * 6/1992 Darley B29C 47/38
264/40.1
- D331,248 S * 11/1992 Yeh D15/135
- D336,479 S * 6/1993 Shinagawa D15/135
- D387,075 S * 12/1997 Farley D15/144.2
- D450,070 S * 11/2001 Gopalraja D15/144.2
- D496,671 S * 9/2004 Nanto D15/144.2
- 7,258,824 B2 * 8/2007 Lind B29C 45/46
264/328.1
- D550,716 S * 9/2007 Bennett D15/7
- D579,842 S * 11/2008 Ren D12/194
- 7,674,412 B2 * 3/2010 Kegasawa B29C 47/0007
264/146
- D630,652 S * 1/2011 Yoshioka D15/7
- D680,557 S * 4/2013 Webb D15/7
- D706,305 S * 6/2014 Webb D15/7
- D706,306 S * 6/2014 Webb D15/7
- D709,920 S * 7/2014 Tristano D15/7

(Continued)

Primary Examiner — Ralf Seifert
(74) *Attorney, Agent, or Firm* — Buskop Law Group,
P.C.; Wendy Buskop

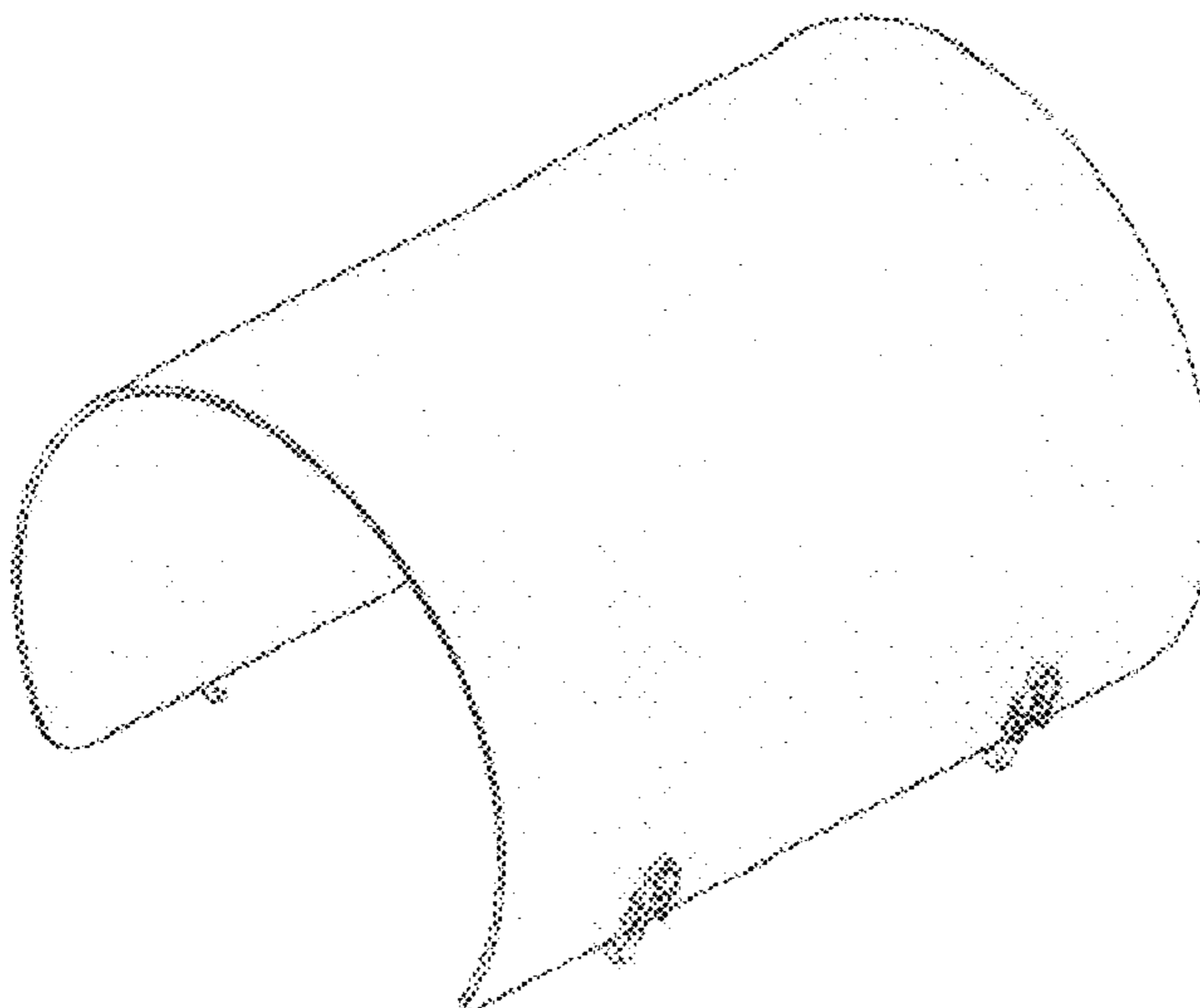
(57) **CLAIM**

The ornamental design for a curved filter screen, as shown and described.

DESCRIPTION

FIG. 1 is a perspective view of the curved filter screen. FIG. 2 is a front view of the curved filter screen. FIG. 3 is a right side view of the curved filter screen. FIG. 4 is a left side view of the curved filter screen. FIG. 5 is a top view of the curved filter screen; and, FIG. 6 is a bottom view of the curved filter screen. The broken line showing of buckles is included for the purpose of illustrating environmental matter and forms no part of the claimed design.

1 Claim, 3 Drawing Sheets



(56)

References Cited

U.S. PATENT DOCUMENTS

D711,444 S * 8/2014 Sallstrom D15/144.2
D763,426 S * 8/2016 Koch D23/365

* cited by examiner

FIGURE 1

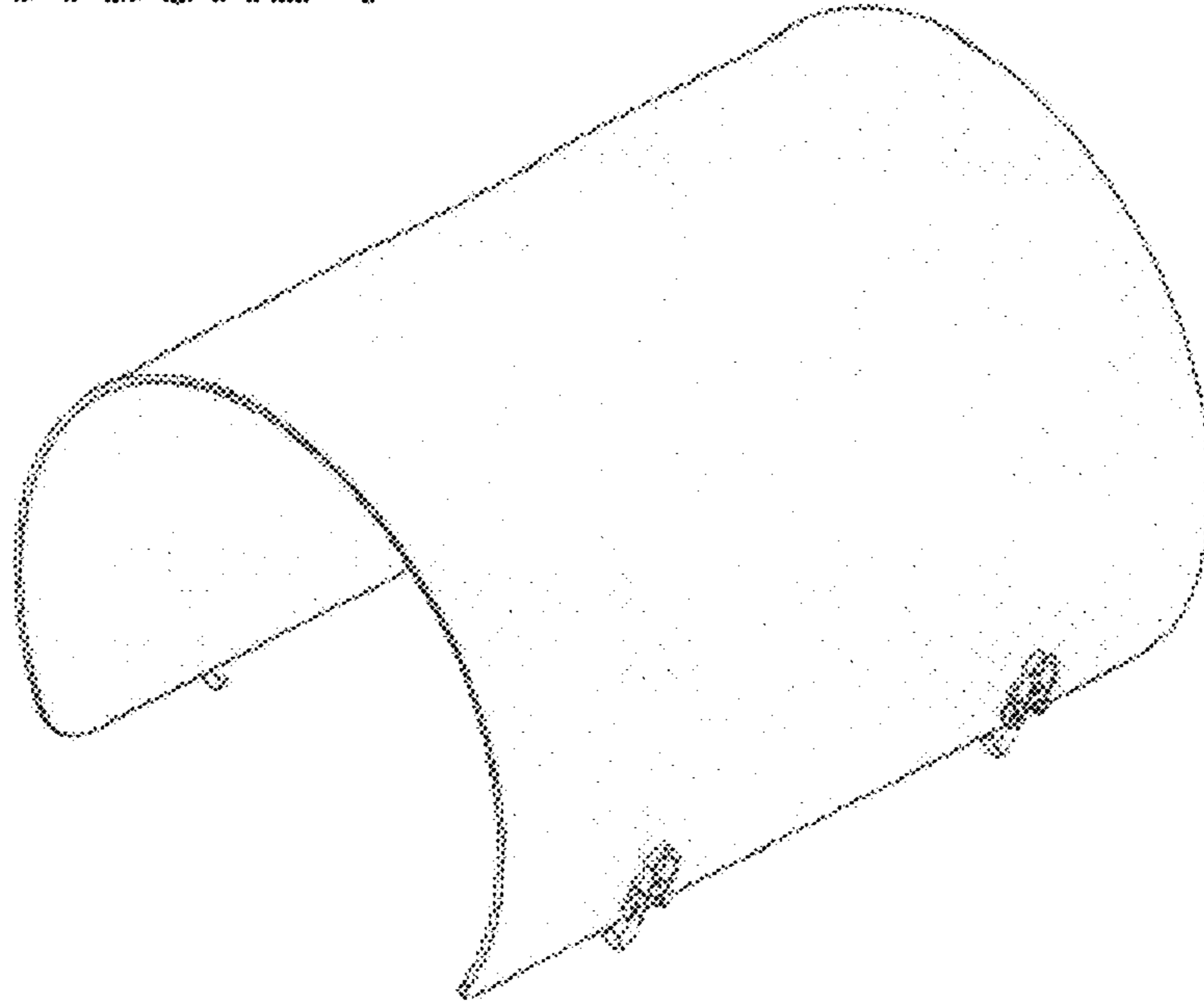
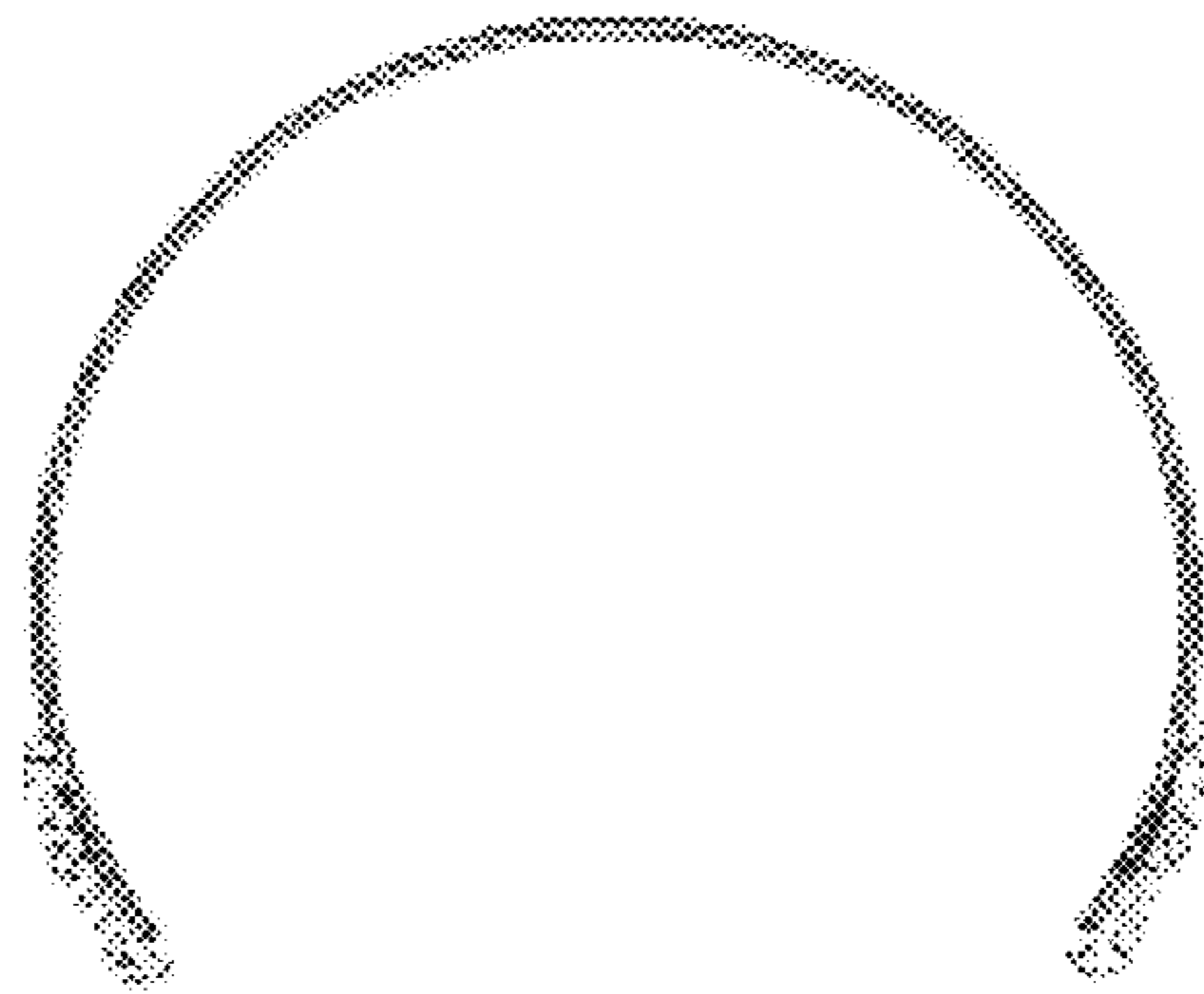


FIGURE 2






FIGURE 3




FIGURE 4




FIGURE 5

FIGURE 6

