



US00D804952S

(12) **United States Design Patent** (10) **Patent No.:** **US D804,952 S**
Sahatjian (45) **Date of Patent:** **** Dec. 12, 2017**

(54) **BOTTLE**
(71) Applicant: **Sarine Sahatjian**, Simi Valley, CA (US)
(72) Inventor: **Sarine Sahatjian**, Simi Valley, CA (US)
(**) Term: **15 Years**
(21) Appl. No.: **29/588,499**
(22) Filed: **Dec. 21, 2016**
(51) **LOC (10) Cl.** **09-01**
(52) **U.S. Cl.**
USPC **D9/530; D9/551**
(58) **Field of Classification Search**
USPC D9/516, 519, 520, 521, 527, 528, 529, D9/530, 531, 533, 540, 542, 544, 550, D9/553, 556, 557, 558, 559, 563, 564, D9/565, 566, 567, 545, 536, 537, 538, D9/539, 541, 543, 522; D3/202, 203.1, D3/205; D4/114; D6/515, 542; D7/300, D7/300.1, 598
CPC B65D 2501/0009; B65D 2501/00; B65D 23/00; B65D 1/0223; B65D 1/00; B65D 1/02
See application file for complete search history.

D419,883 S * 2/2000 Heydenburg D9/435
D427,072 S * 6/2000 Gaffney D9/520
D427,073 S * 6/2000 Gaffney D9/520
D446,724 S * 8/2001 Fenton D9/516
D581,794 S * 12/2008 Haubert, III D9/521
D585,282 S * 1/2009 Haubert, III D9/521
D612,264 S * 3/2010 Miksovsky D6/542
D612,741 S * 3/2010 Miksovsky D6/542
D638,713 S * 5/2011 de Cleir D9/521
D650,679 S * 12/2011 de Cleir D9/521
D668,156 S * 10/2012 Bourguignon D9/521
D678,069 S * 3/2013 Redmond D9/449
D697,809 S * 1/2014 de Cleir D9/521
D702,396 S * 4/2014 Maddadi D26/128
D706,636 S * 6/2014 de Cleir D9/516
D720,994 S * 1/2015 Peng D9/521
D726,024 S * 4/2015 Peng D9/521
D748,475 S * 2/2016 Hunter D9/444

(Continued)

Primary Examiner — Caron D Veynar
Assistant Examiner — Katrina N Gonzalez
(74) *Attorney, Agent, or Firm* — Hankin Patent Law, APC; Kevin Schraven; Lindsey Auerbach

(57) **CLAIM**

The ornamental design for a bottle, as shown and described.

DESCRIPTION

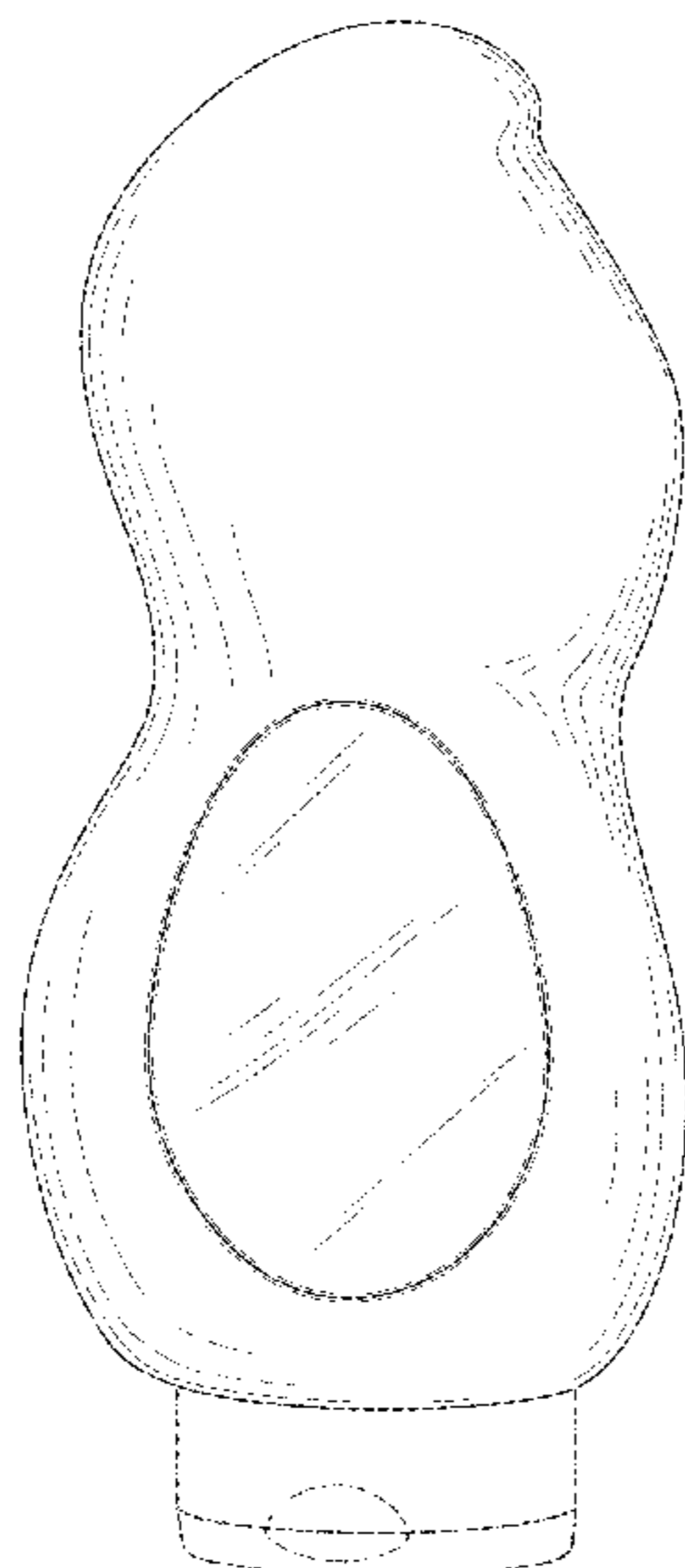
FIG. 1 is a front perspective view of a bottle showing my new design.
FIG. 2 is a rear perspective view thereof.
FIG. 3 is a front elevational view thereof.
FIG. 4 is a rear elevational view thereof.
FIG. 5 is a left side elevational view thereof.
FIG. 6 is a right side elevational view thereof.
FIG. 7 is a top plan view thereof; and,
FIG. 8 is a bottom plan view thereof.
The broken lines are shown for the purpose of illustrating parts of the bottle that form no part of the claimed design.

1 Claim, 8 Drawing Sheets

(56) **References Cited**

U.S. PATENT DOCUMENTS

D305,262 S * 12/1989 Nichols D24/115
4,885,809 A * 12/1989 Muchmore A61J 19/02
215/384
D310,487 S * 9/1990 Genaro D9/521
D379,923 S * 6/1997 De Baschmakoff D9/520
D383,390 S * 9/1997 Abfier D9/520
D398,225 S * 9/1998 Zaksenberg D9/520
D414,701 S * 10/1999 Zaksenberg D9/520
5,996,850 A * 12/1999 Morali B65D 1/32
222/173



(56)

References Cited

U.S. PATENT DOCUMENTS

D757,555 S *	5/2016	Pires	D9/521
D758,865 S *	6/2016	Pires	D9/503
D767,991 S *	10/2016	Sahatjian	D9/521
D786,579 S *	5/2017	Beck	D6/542

* cited by examiner

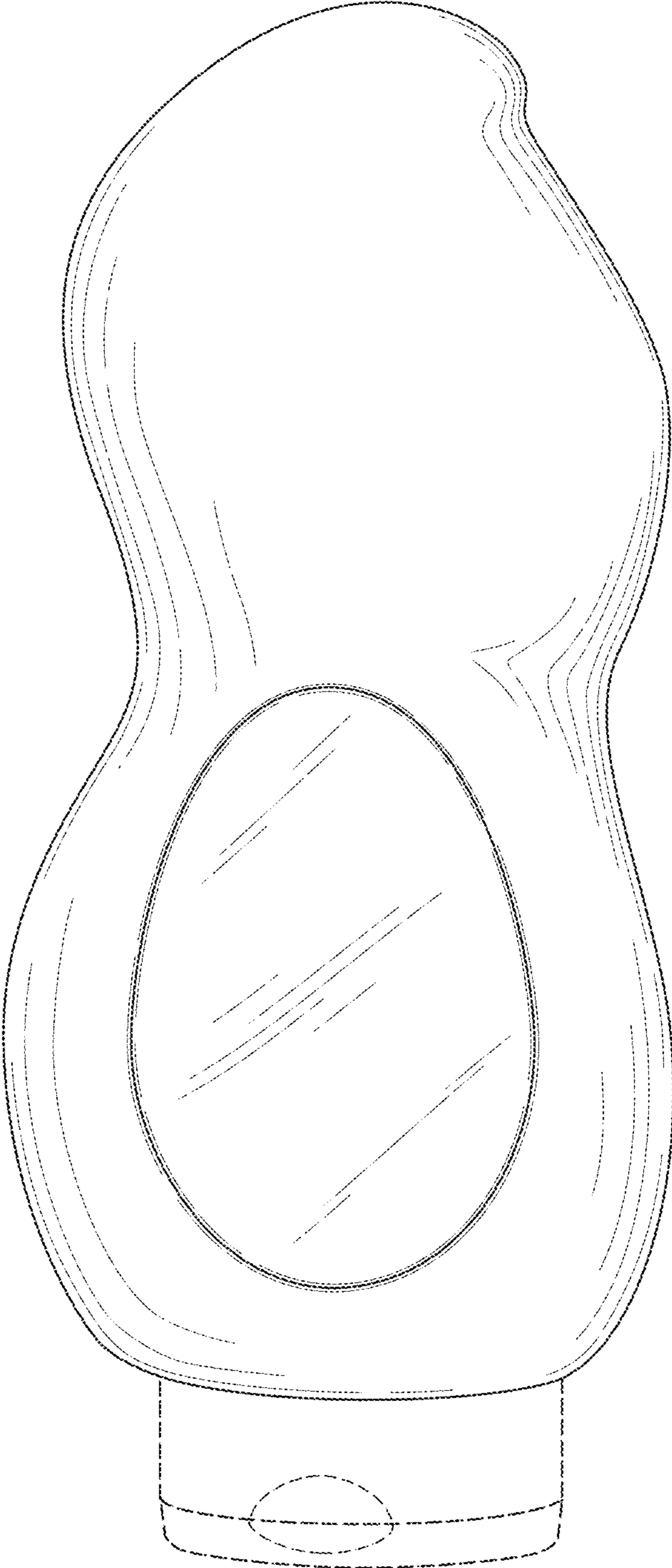


Fig. 1

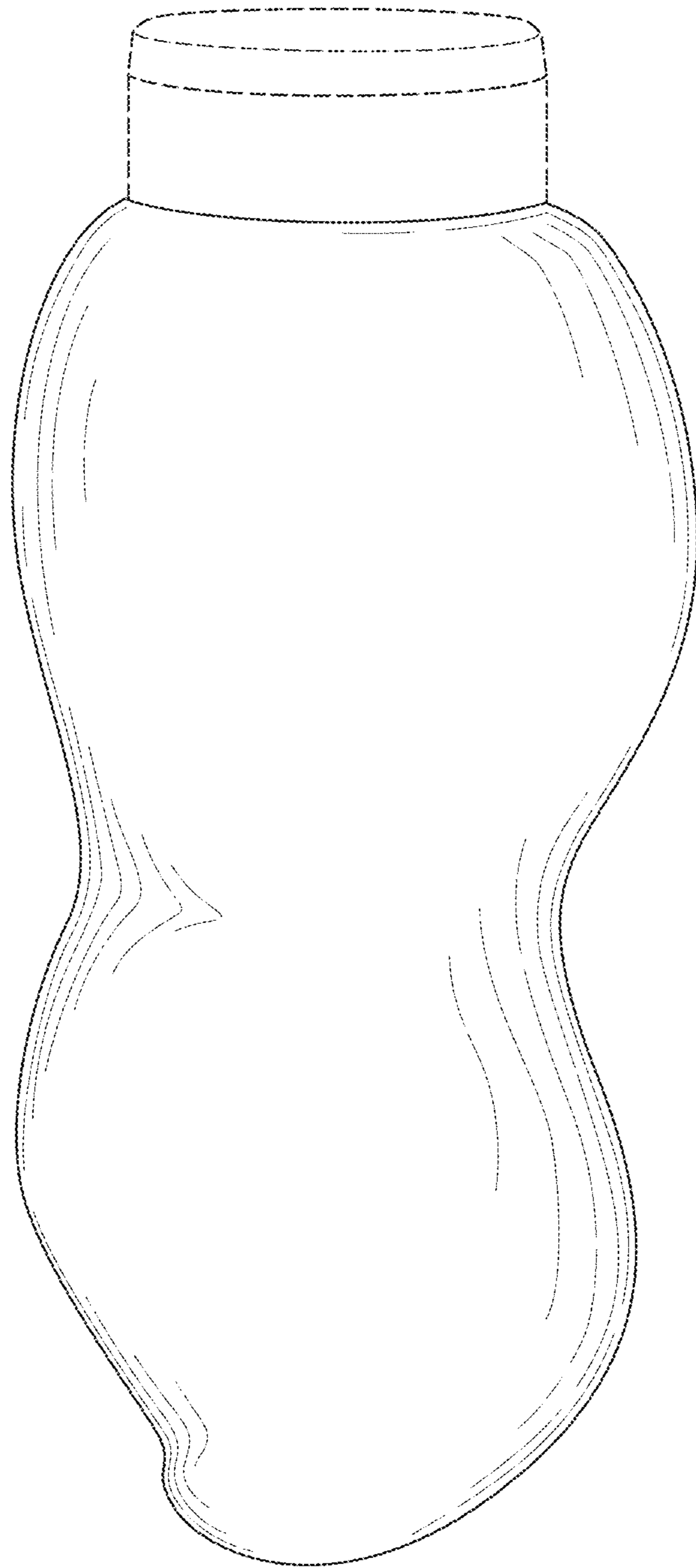


Fig.2

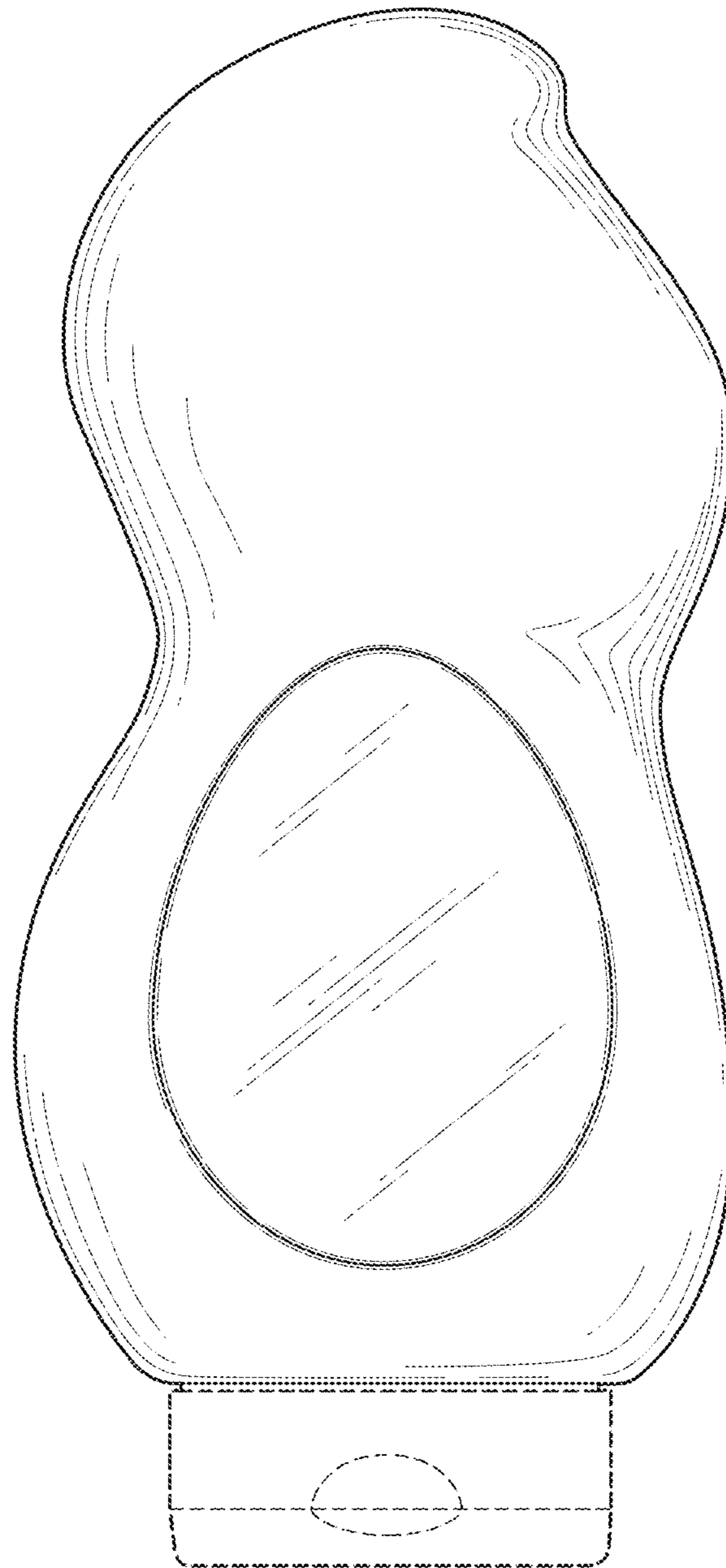


Fig.3

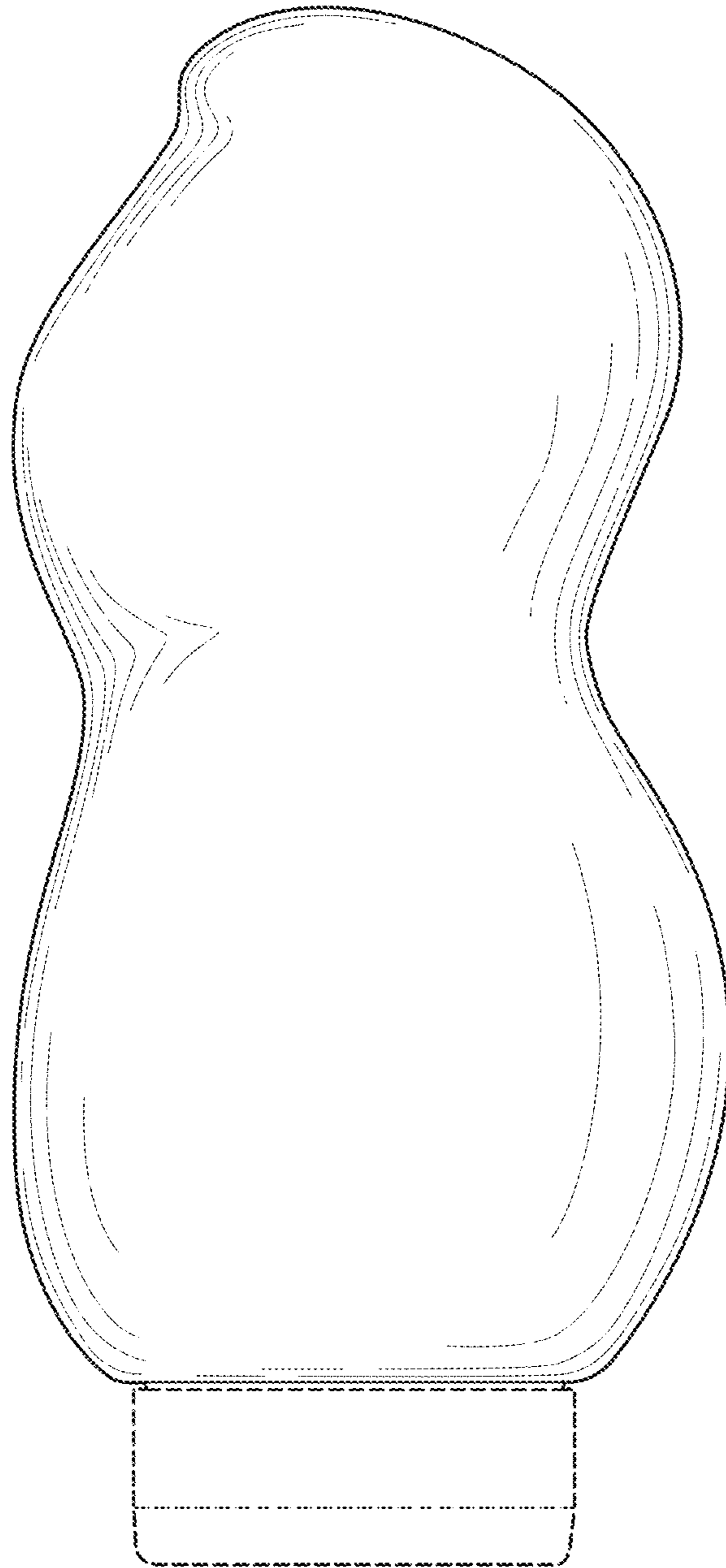


Fig.4

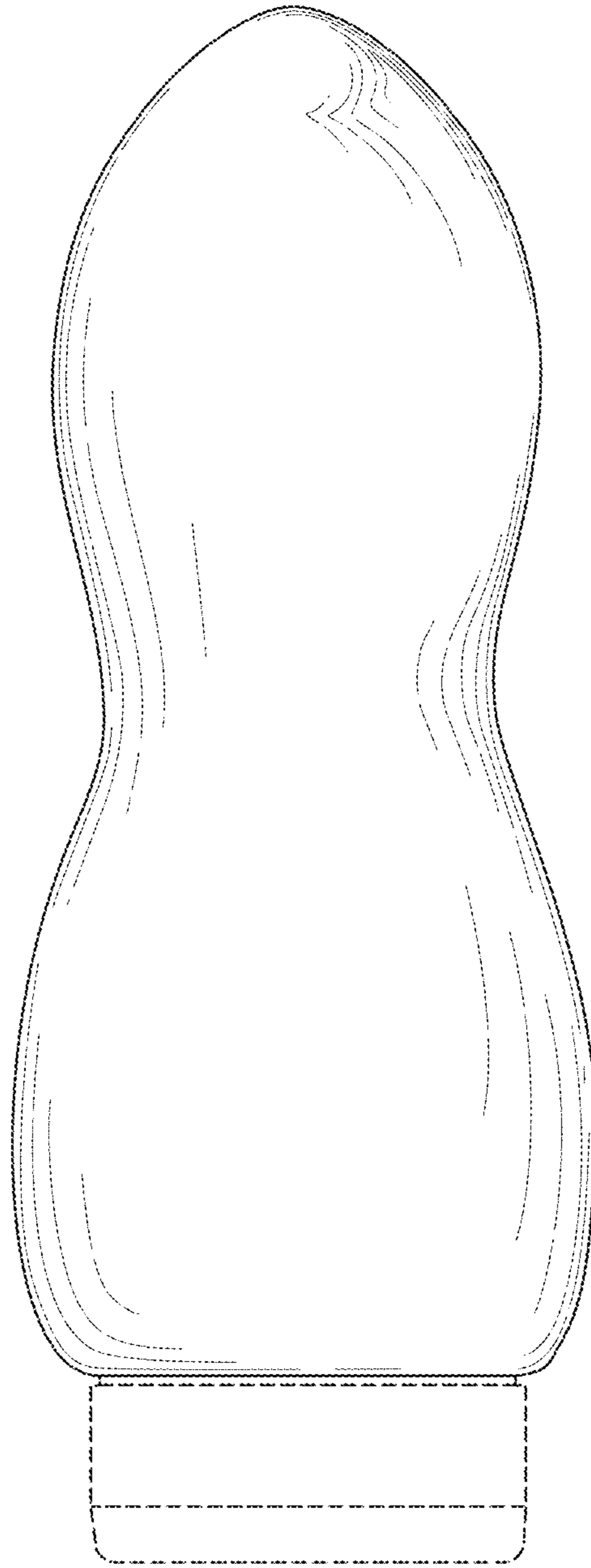


Fig.5

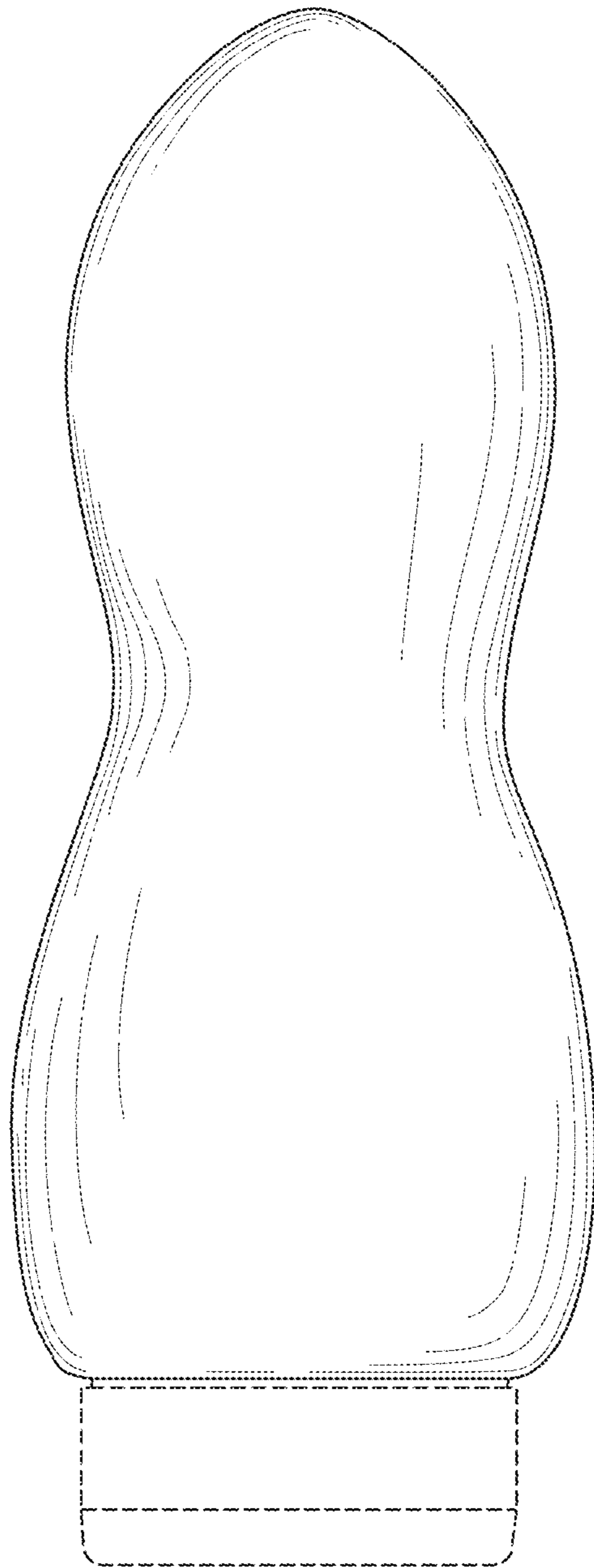


Fig.6

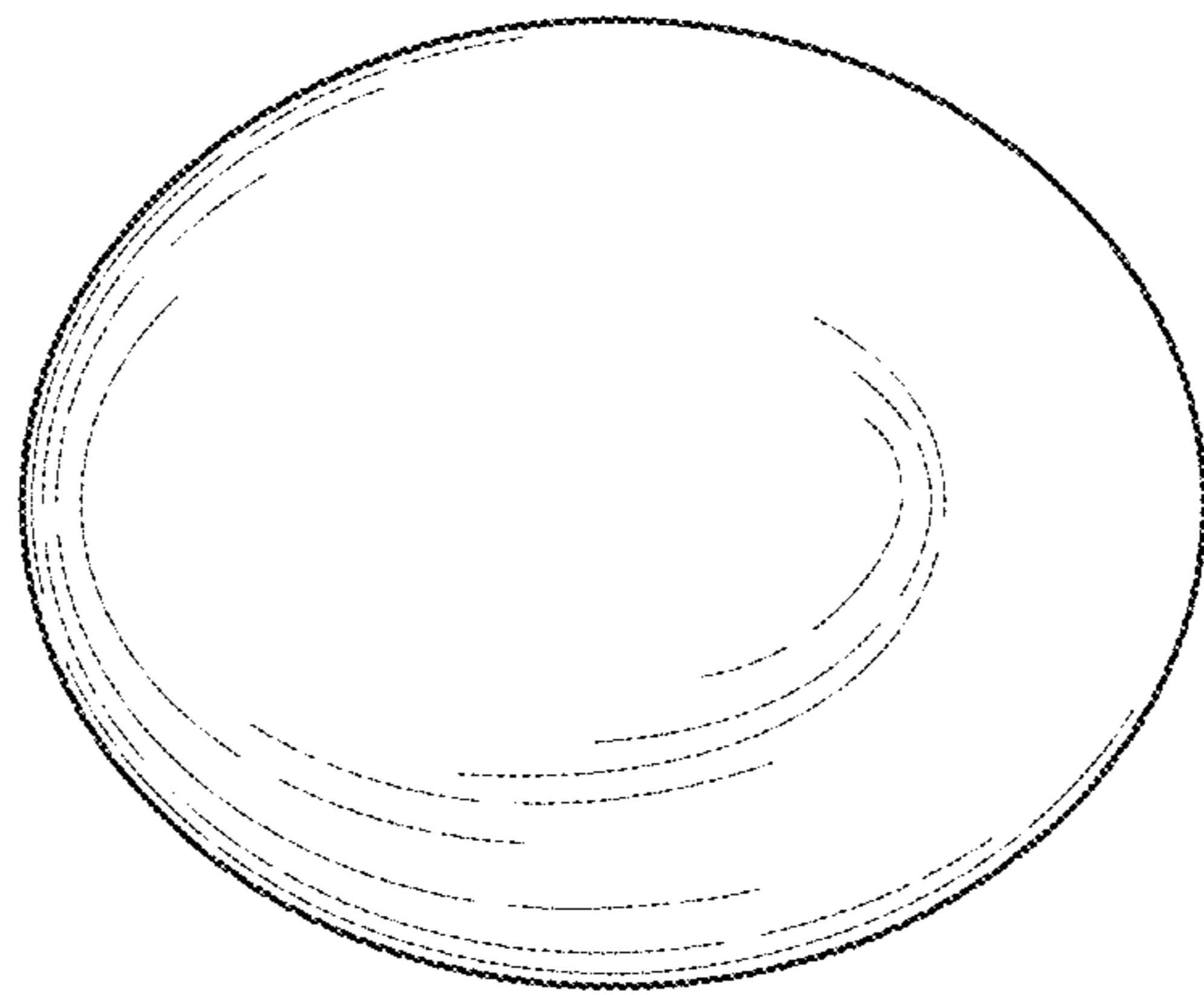


Fig. 7

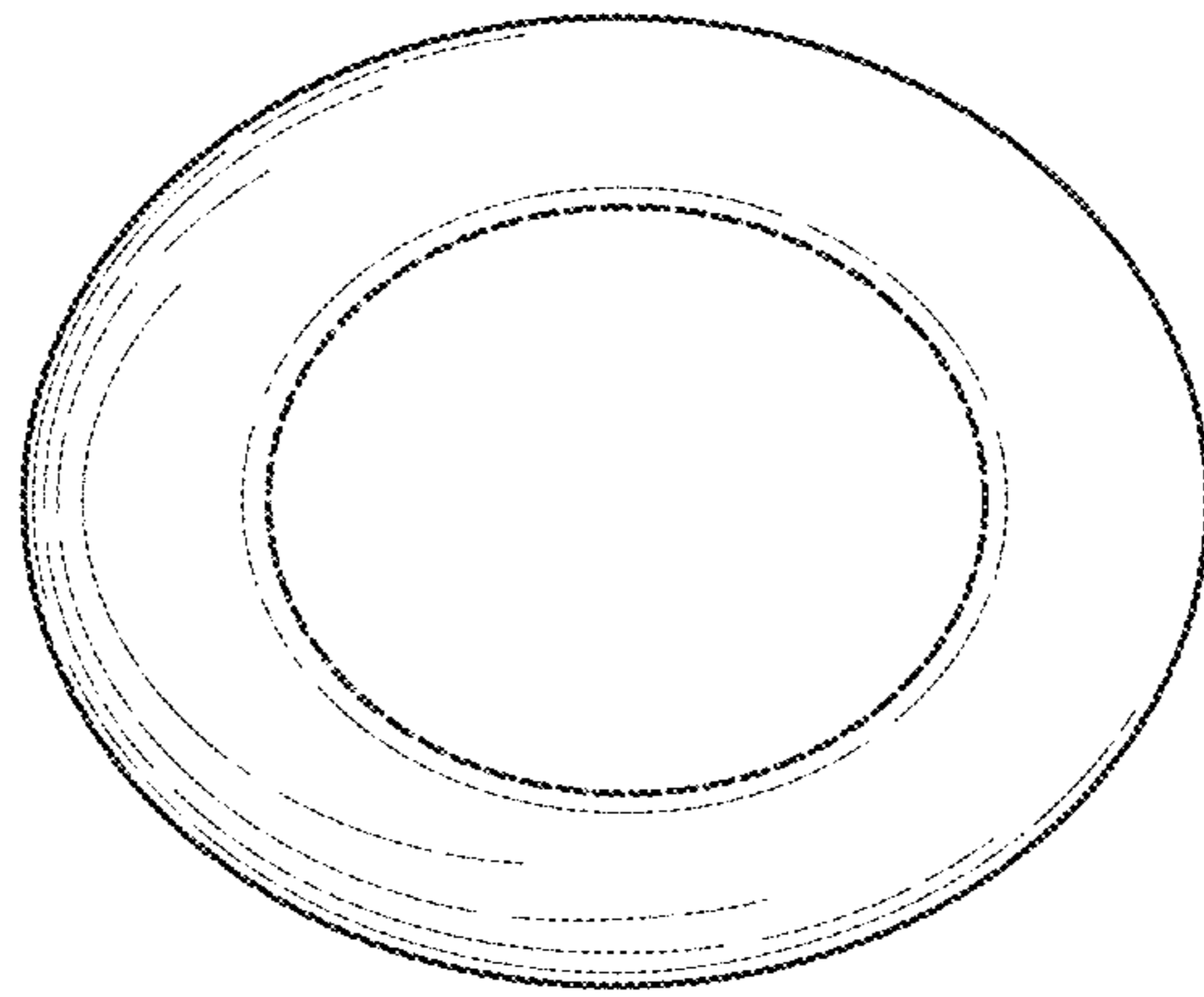


Fig.8