



US00D804911S

(12) **United States Design Patent** (10) **Patent No.:** **US D804,911 S**
Kong (45) **Date of Patent:** **** Dec. 12, 2017**

(54) **TRAY**
(71) Applicant: **Eun Hyung Kong**, Seoul (KR)
(72) Inventor: **Eun Hyung Kong**, Seoul (KR)
(**) Term: **15 Years**

D687,269 S * 8/2013 Guy D7/698
D725,013 S * 3/2015 Salinas D12/177
D749,909 S * 2/2016 Piccinini D7/587
D755,573 S * 5/2016 Consolatore D7/551.1
D774,825 S * 12/2016 Cotterman D7/507
D793,184 S * 8/2017 Lammel D7/698

* cited by examiner

(21) Appl. No.: **29/578,193**
(22) Filed: **Sep. 19, 2016**

Primary Examiner — Kelley Donnelly
(74) *Attorney, Agent, or Firm* — Novick, Kim & Lee, PLLC; Sang Ho Lee

(30) **Foreign Application Priority Data**

Mar. 21, 2016 (KR) 30-2016-0012976

(51) **LOC (10) Cl.** **07-01**
(52) **U.S. Cl.**
USPC **D7/551.1**

(57) **CLAIM**

I claim the ornamental design for a tray, as shown and described.

(58) **Field of Classification Search**
USPC D7/551.1, 553.1, 553.3, 553.7, 554.3,
D7/554.4, 556, 566, 571, 587; D3/202,
D3/204, 229
CPC B65D 1/34; A47G 21/08; A47G 23/06;
A47G 23/0608; A47J 47/00; A47J 47/005
See application file for complete search history.

DESCRIPTION

FIG. 1 is a perspective view of a tray, showing my new design;
FIG. 2 is a front elevational view thereof;
FIG. 3 is a rear elevational view thereof;
FIG. 4 is a left side elevational view thereof;
FIG. 5 is a right side elevational view thereof;
FIG. 6 is a top plan view thereof; and,
FIG. 7 is a bottom plan view thereof.

(56) **References Cited**

U.S. PATENT DOCUMENTS

D107,421 S * 12/1937 Giovanni D17/14
D419,587 S * 1/2000 Okamura 84/743

1 Claim, 6 Drawing Sheets

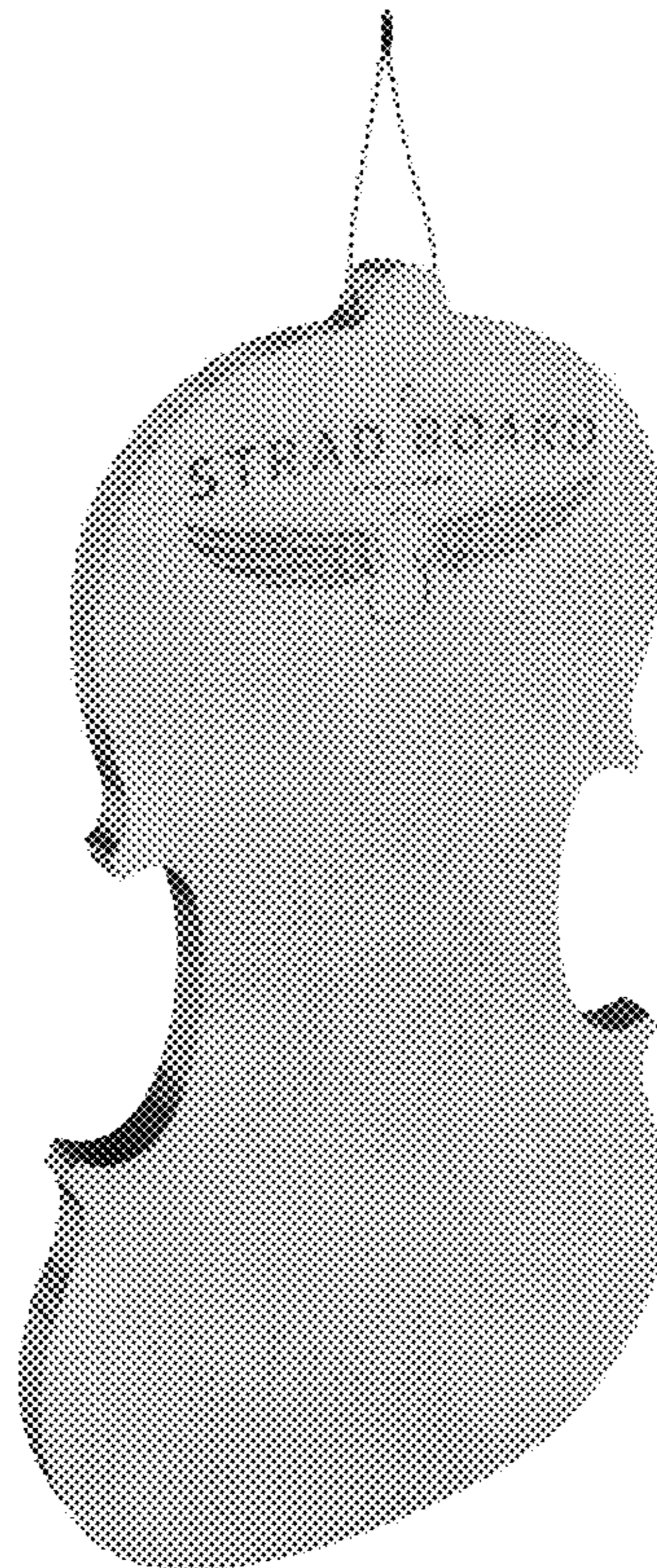




FIG. 1



FIG. 2




FIG. 3




FIG. 4




FIG. 5




FIG. 6




FIG. 7