



US00D804900S

(12) **United States Design Patent** (10) **Patent No.:** **US D804,900 S**
Choe (45) **Date of Patent:** **** Dec. 12, 2017**

(54) **CUP**
(71) Applicant: **Byoung Choul Choe**, Seoul (KR)
(72) Inventor: **Byoung Choul Choe**, Seoul (KR)
(**) Term: **15 Years**
(21) Appl. No.: **29/555,877**
(22) Filed: **Feb. 25, 2016**

(30) **Foreign Application Priority Data**

Jan. 22, 2016 (KR) 30-2016-0003273

(51) **LOC (10) Cl.** **07-01**

(52) **U.S. Cl.**
USPC **D7/509**

(58) **Field of Classification Search**
USPC D7/509, 523, 608; D21/300; 220/203;
229/198.2, 403
CPC ... B65D 81/3869; B65D 81/3874; B65D 3/06
See application file for complete search history.

(56) **References Cited**

U.S. PATENT DOCUMENTS

- 6,085,970 A * 7/2000 Sadlier B65D 3/22
229/198.2
- D554,434 S * 11/2007 Morrison D7/509
- D635,399 S * 4/2011 DelVecchio D7/509
- D693,645 S * 11/2013 Keyes D7/523
- 8,851,363 B2 * 10/2014 Stahlecker B65D 3/06
229/403
- D717,602 S * 11/2014 Santana D7/523
- D724,897 S * 3/2015 Gieske D7/523
- D725,969 S * 4/2015 Garner D7/523
- 9,290,312 B2 * 3/2016 Brown B65D 81/3869
- D758,802 S * 6/2016 Bodum D7/523
- 9,371,149 B2 * 6/2016 Guo B65D 3/14
- D761,622 S * 7/2016 Kushner D21/300

- D767,943 S * 10/2016 Morrison D7/608
- D775,896 S * 1/2017 Chu D7/509
- 2003/0089725 A1 * 5/2003 Kang A47G 19/065
220/703
- 2006/0226210 A1 * 10/2006 Stahlecker B65D 81/3869
229/403
- 2008/0078825 A1 * 4/2008 Puls B65D 81/3869
229/403
- 2008/0121681 A1 * 5/2008 Wiedmeyer B65D 81/3874
229/403
- 2011/0042451 A1 * 2/2011 Seo B65D 81/3874
229/403
- 2011/0174872 A1 * 7/2011 Hsieh B65D 81/3874
229/403
- 2013/0001289 A1 * 1/2013 Tedford B65D 81/3874
229/403

(Continued)

Primary Examiner — Daniel Bui
Assistant Examiner — Andrew Kerr
(74) *Attorney, Agent, or Firm* — Hauptman Ham, LLP


(57) **CLAIM**

The ornamental design for a cup, as shown and described.

DESCRIPTION

FIG. 1 is a perspective view of a cup showing my new design;
FIG. 2 is a front elevational view thereof; the rear, left side and right side elevational views being identical to the front elevational view;
FIG. 3 is a top plan view thereof;
FIG. 4 is a bottom plan view thereof; and,
FIG. 5 is a reference cross-sectional view taken along line A-A' in FIG. 3, with two additional enlarged views showing a top edge portion and a bottom edge portion of the cup.
The broken lines in the drawing views are included for the purpose of illustrating unclaimed portions only, and forms no part of the claimed design.

1 Claim, 5 Drawing Sheets



(56)

References Cited

U.S. PATENT DOCUMENTS

2016/0194138 A1* 7/2016 Saitaka B31B 49/00
229/403

* cited by examiner

FIG. 1




FIG. 2

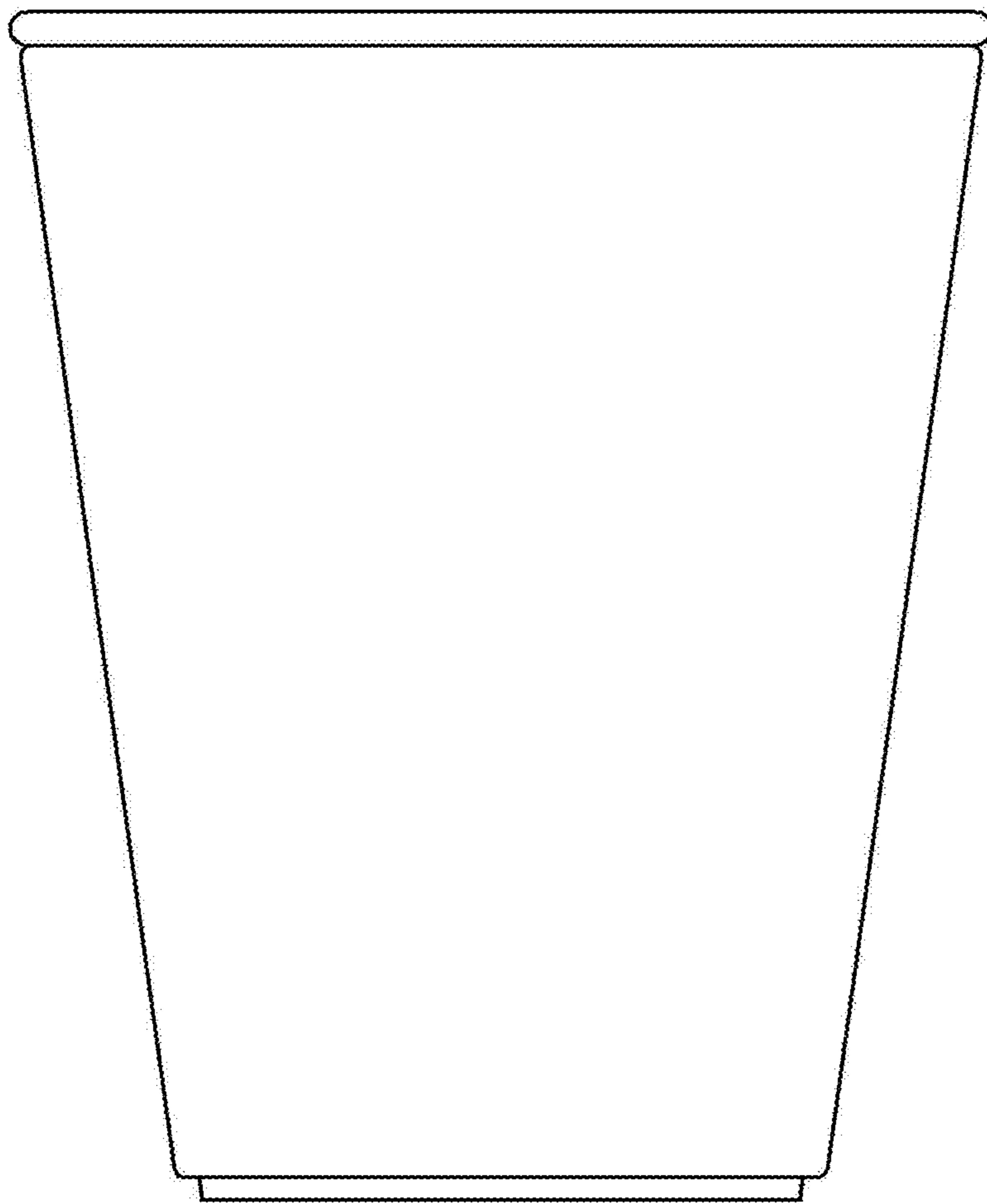


FIG. 3

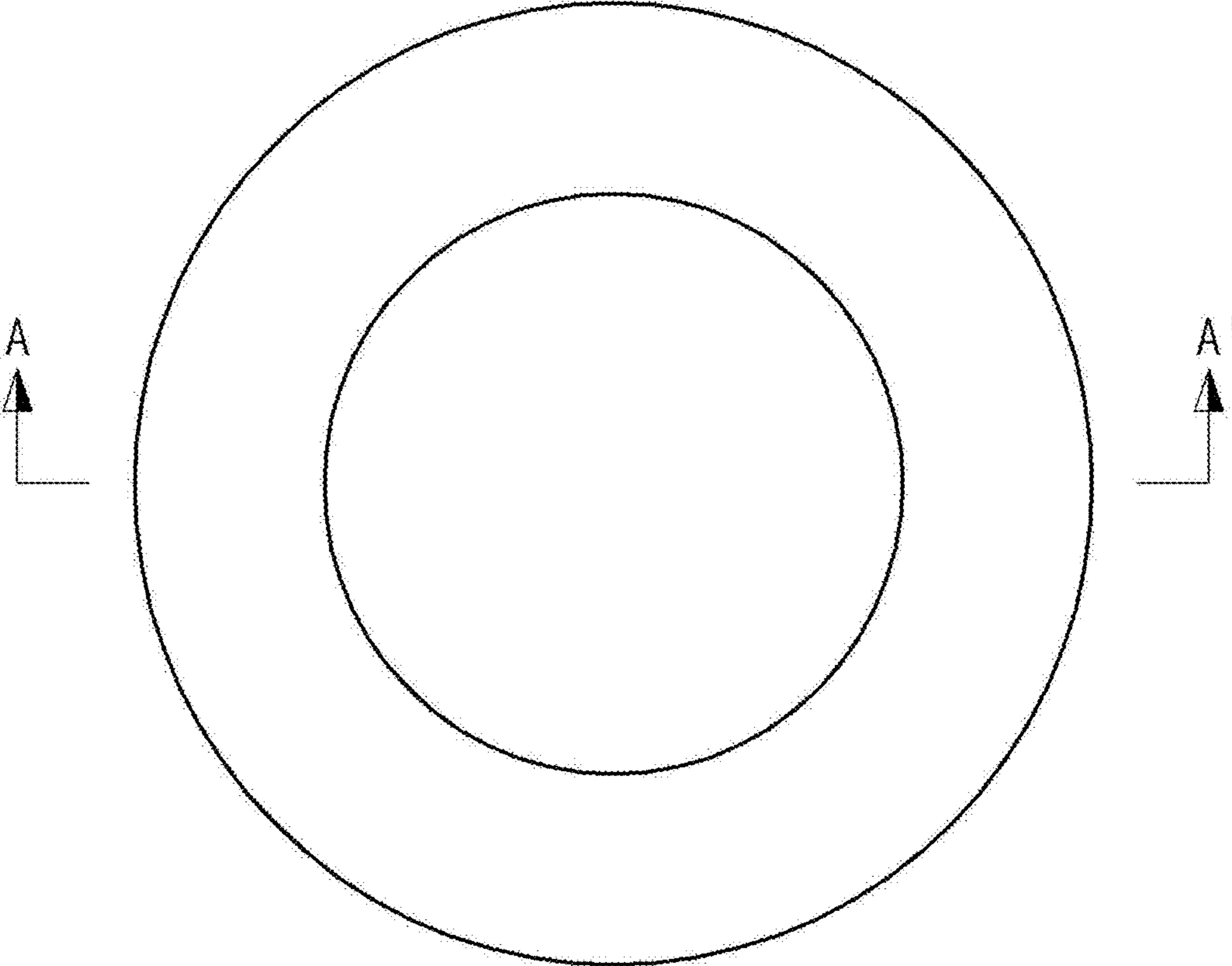


FIG. 4

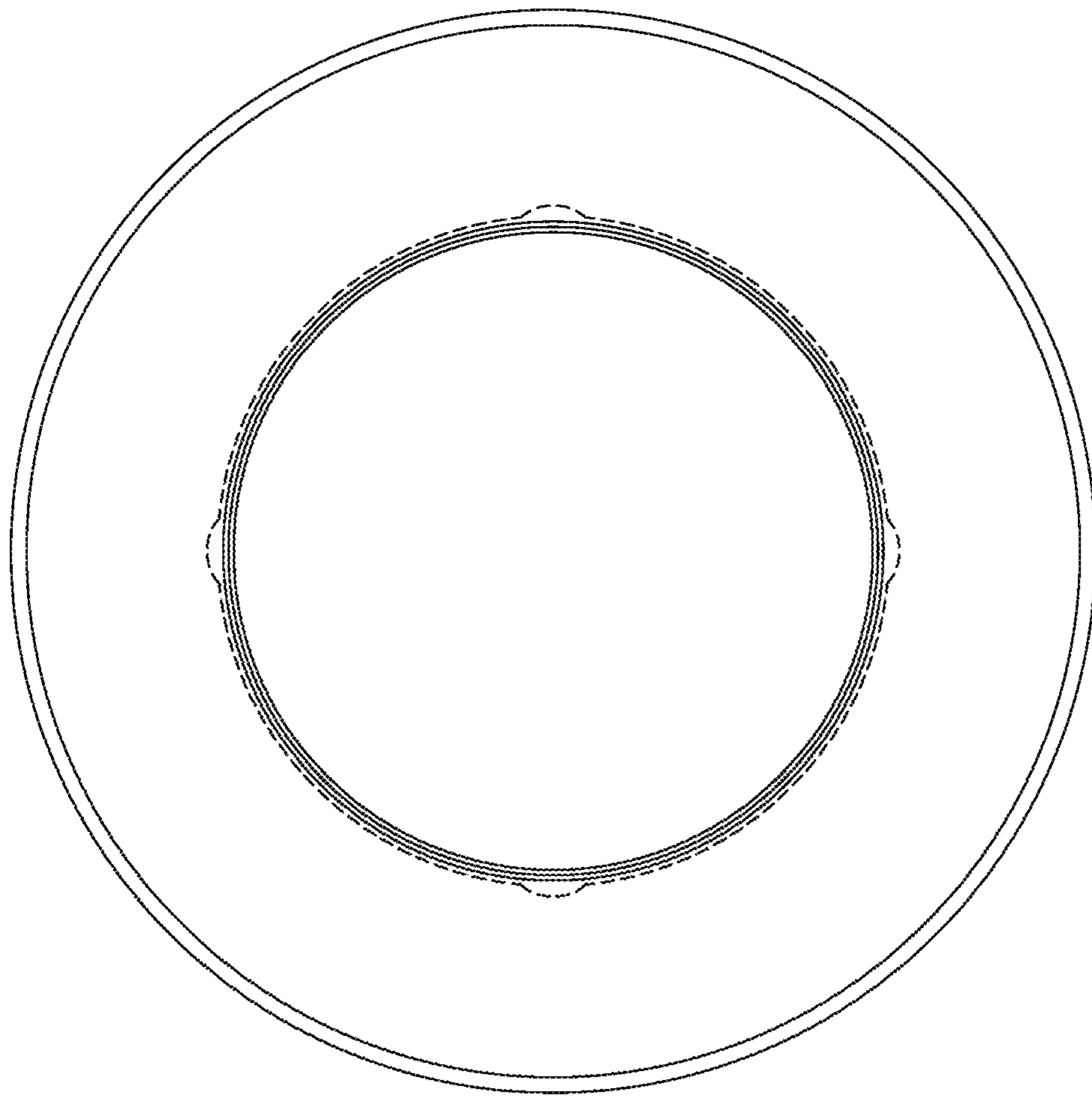


FIG. 5

