



US00D804889S

(12) **United States Design Patent** (10) **Patent No.:** **US D804,889 S**
Funnell, II et al. (45) **Date of Patent:** **** Dec. 12, 2017**

- (54) **GRATE FOR GAS RANGE**
- (71) Applicant: **BSH Home Appliances Corporation**, Irvine, CA (US)
- (72) Inventors: **Richard W. Funnell, II**, Huntington Beach, CA (US); **Andrew Roberson**, Long Beach, CA (US); **Graham Sadtler**, Huntington Beach, CA (US)
- (73) Assignee: **BSH Home Appliances Corporation**, Irvine, CA (US)
- (**) Term: **15 Years**
- (21) Appl. No.: **29/570,290**
- (22) Filed: **Jul. 7, 2016**

Related U.S. Application Data

- (62) Division of application No. 29/526,328, filed on May 8, 2015, now Pat. No. Des. 767,324, which is a division of application No. 29/456,406, filed on May 31, 2013, now Pat. No. Des. 365,553.
- (51) **LOC (10) Cl.** **07-02**
- (52) **U.S. Cl.**
USPC **D7/346**
- (58) **Field of Classification Search**
USPC D7/339-349
CPC F24C 3/00-3/14; F24C 7/00-7/105; F24C 14/00; F24C 15/00-15/14
See application file for complete search history.

References Cited

U.S. PATENT DOCUMENTS

D461,090 S *	8/2002	Rummel	D7/346
D477,177 S *	7/2003	Jeong	D7/340
6,588,417 B2 *	7/2003	Jones	F24C 15/107 126/214 C

D486,350 S *	2/2004	Nichols	D7/346
6,712,065 B2 *	3/2004	Rummel	F24C 15/107 126/211
D489,933 S *	5/2004	Rummel	D7/346
D494,414 S *	8/2004	Becker	D7/346
D495,202 S *	8/2004	Becker	D7/346
D495,203 S *	8/2004	Becker	D7/346
D495,557 S *	9/2004	Shin	D7/346
D495,924 S *	9/2004	Becker	D7/346
D502,632 S *	3/2005	Becker	D7/346
D503,583 S *	4/2005	Masin	D7/340
6,886,552 B2 *	5/2005	Cadima	F24C 15/107 126/211
D524,093 S *	7/2006	Home	D7/340
D530,972 S *	10/2006	Park, II	D7/340
D560,955 S *	2/2008	Shin	D7/340
D564,282 S *	3/2008	Suh	D7/340
D578,823 S *	10/2008	Kim	D7/340
D605,456 S *	12/2009	Bengtson	D7/340
D610,863 S *	3/2010	Kim	D7/340
D615,802 S *	5/2010	Grey	D7/346
D616,695 S *	6/2010	Grey	D7/340
D617,133 S *	6/2010	Grey	D7/340
D622,537 S *	8/2010	Kim	D7/340
D634,579 S *	3/2011	Funnell, II	D7/346

(Continued)

Primary Examiner — Mitchell Siegel

(74) *Attorney, Agent, or Firm* — Michael E. Tschupp; Andre Pallapies; Brandon G. Braun

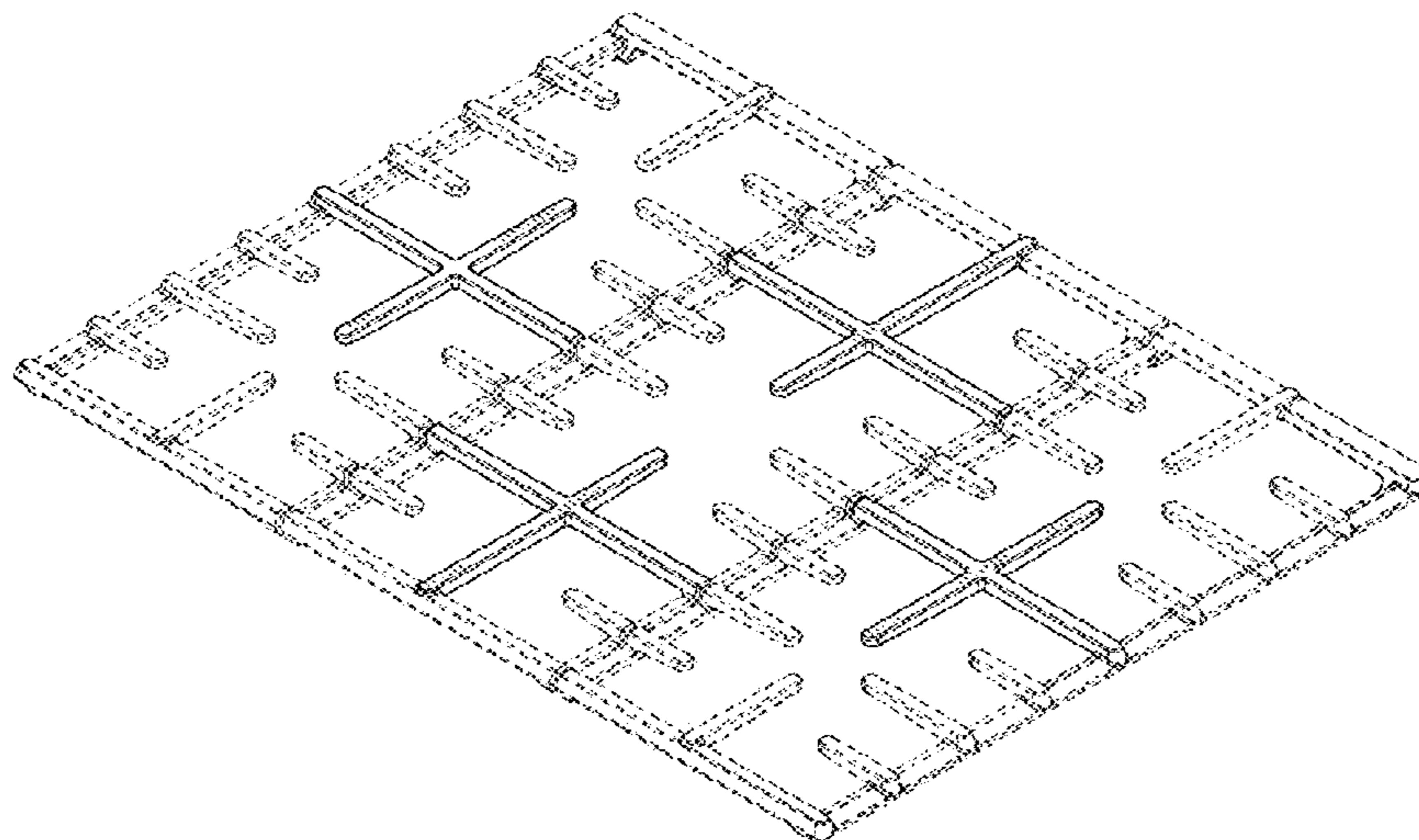
(57) **CLAIM**

The ornamental design for a grate for gas range, as shown and described.

DESCRIPTION

FIG. 1 is a front perspective view of a grate for gas range showing an embodiment of our new ornamental design; FIG. 2 is a top view thereof; and, FIG. 3 is a bottom view thereof. The broken lines represent environment and form no part of the claimed design.

1 Claim, 3 Drawing Sheets



(56)

References Cited

U.S. PATENT DOCUMENTS

D634,580	S	*	3/2011	Funnell, II	D7/346
D669,729	S	*	10/2012	Funnell, II	D7/340
D685,602	S	*	7/2013	Lee	D7/340
D697,358	S	*	1/2014	Kim	D7/340
D700,469	S	*	3/2014	Reay	D7/340
D701,074	S	*	3/2014	Funnell, II	D7/340
D702,988	S	*	4/2014	Boo	D7/340
D724,888	S	*	3/2015	Lee	D7/340
D736,553	S	*	8/2015	Funnell, II	D7/339
D767,324	S	*	9/2016	Funnell, II	D7/345
2004/0200825	A1	*	10/2004	Ahuja	F24C 15/325 219/446.1

* cited by examiner

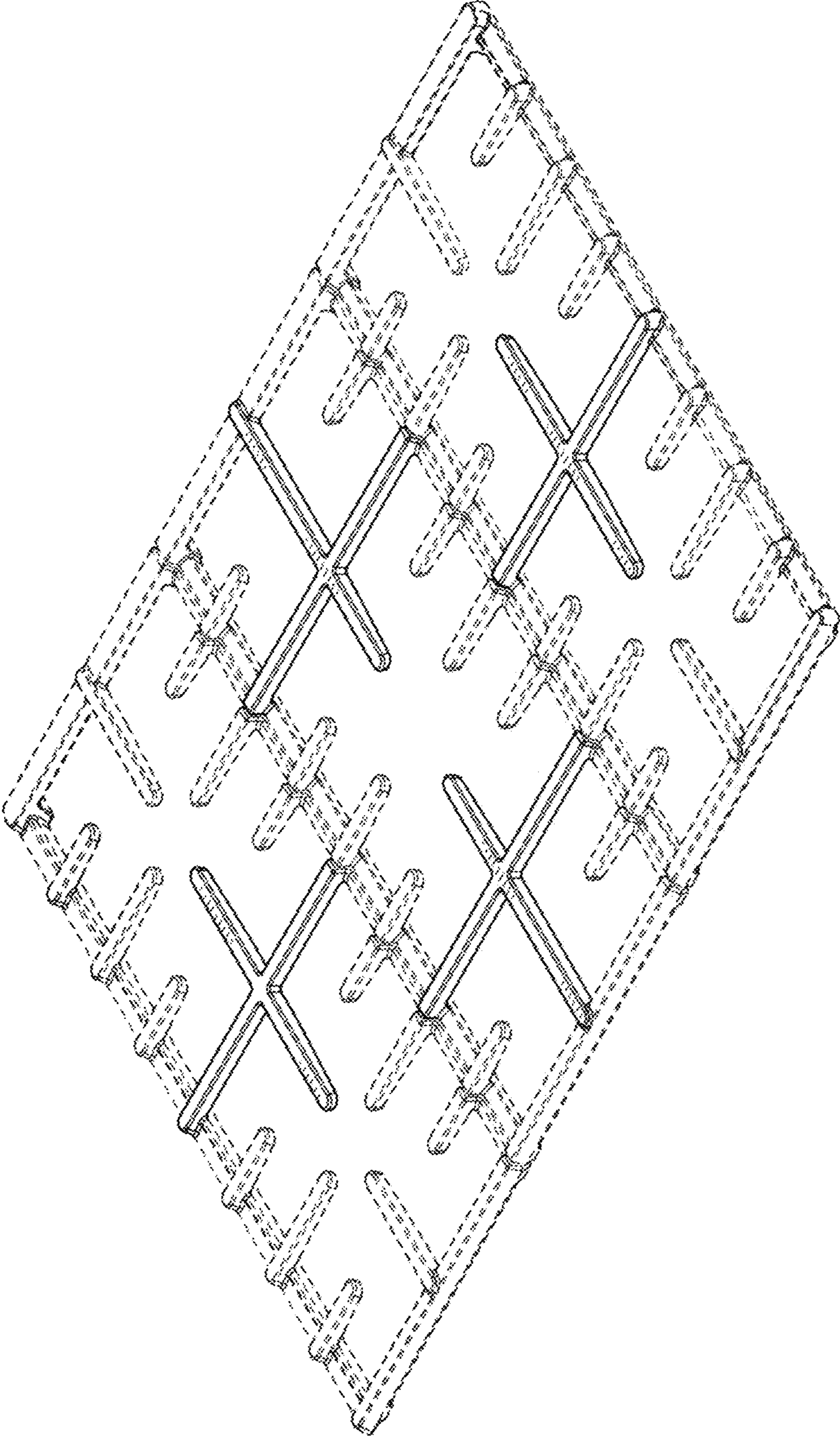


FIG. 1

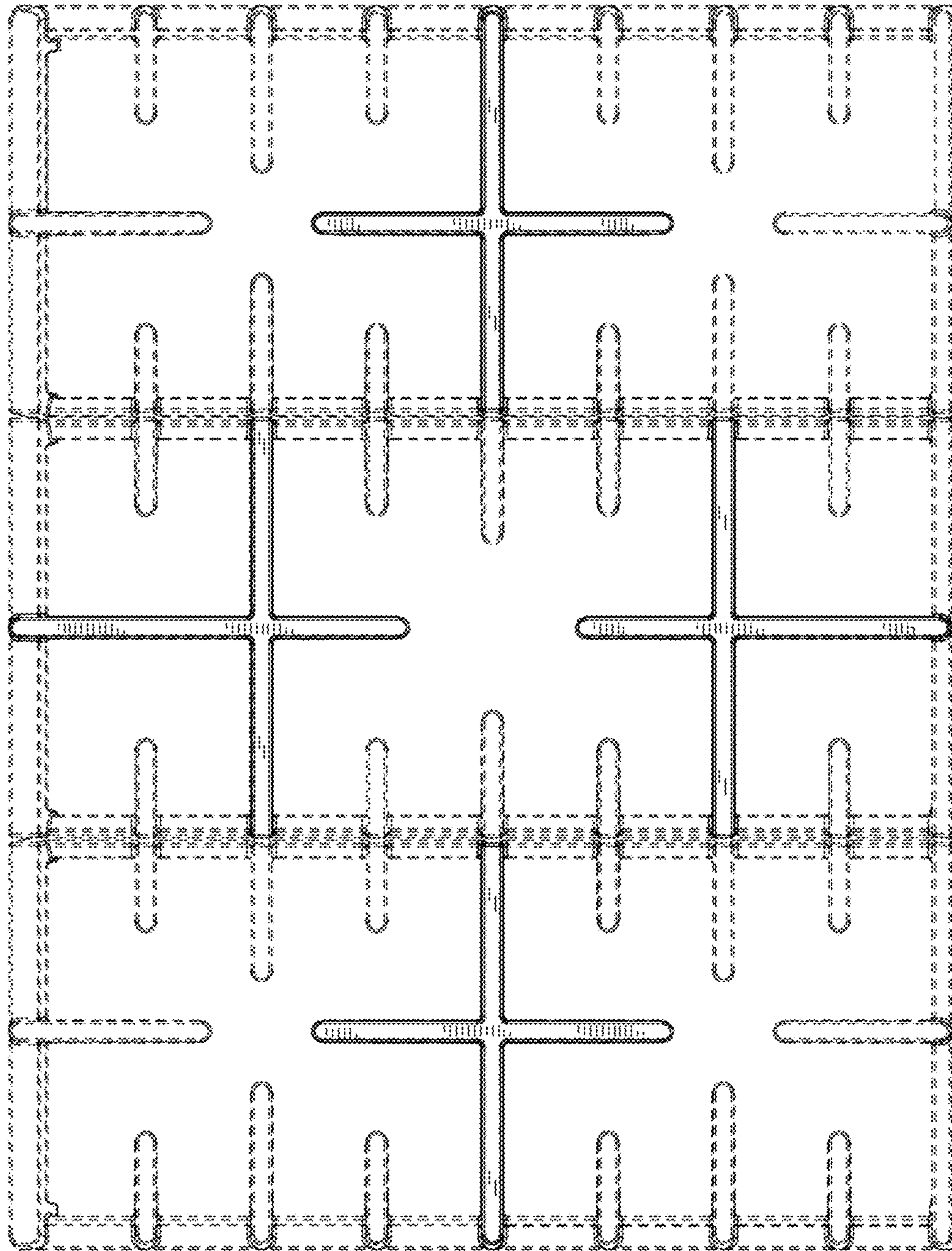


FIG. 2

FIG. 3

