



US00D804863S

(12) **United States Design Patent** (10) **Patent No.:** **US D804,863 S**
Chen (45) **Date of Patent:** **** Dec. 12, 2017**

(54) **VANITY CABINET**
(71) Applicant: **Cambium Business Group, Inc.**,
Buena Park, CA (US)
(72) Inventor: **Yanxin Chen**, Buena Park, CA (US)
(73) Assignee: **Cambium Business Group, Inc.**,
Buena Park, CA (US)
(**) Term: **15 Years**

D229,139 S * 11/1973 Peckenpaugh D6/671.1
D258,032 S * 1/1981 Tebbe D6/671
D280,156 S * 8/1985 Allen D6/555
D326,967 S * 6/1992 Bardelang D13/184
6,047,417 A * 4/2000 Derakhshan E03C 1/052
137/599.03
D470,335 S * 2/2003 Brooks D6/671.1
D479,058 S * 9/2003 Walker D6/671
7,044,178 B1 * 5/2006 Campbell B25H 1/12
144/285
D523,661 S * 6/2006 Bruce D23/286
(Continued)

(21) Appl. No.: **29/581,393**
(22) Filed: **Oct. 18, 2016**
(51) **LOC (10) Cl.** **06-04**
(52) **U.S. Cl.**
USPC **D6/671**
(58) **Field of Classification Search**
USPC D6/384, 515, 663, 671, 671.1, 675.1;
D23/286, 313, 342, 343; D24/227-230;
D25/48.4, 113, 163; D18/59
CPC A47B 49/004; A47B 67/00; A47B 77/06;
A47B 88/90; A47B 2220/03; A47B
2095/024; A47F 3/043; A47F 7/03; A47F
7/021; E03C 1/32; F25D 23/026
See application file for complete search history.

OTHER PUBLICATIONS

“Design House Concord White Gloss 2-Door Vanity Cabinet” Jul. 21, 2015, overstock.com, site visited Oct. 11, 2017 <<https://www.overstock.com/Home-Garden/Design-House-Concord-White-Gloss-2-Door-Vanity-Cabinet/8198764/product.html>> (Year: 2015).*

Primary Examiner — Kevin K Rudzinski
Assistant Examiner — Paul D Bohannon
(74) *Attorney, Agent, or Firm* — Robert J. Lauson;
Lauson & Tarver LLP

(56) **References Cited**

U.S. PATENT DOCUMENTS

D100,204 S * 6/1936 Coordes D23/286
D100,205 S * 6/1936 Coordes D23/286
D109,999 S * 6/1938 Frasher D23/342
D114,444 S * 4/1939 Fay D6/671.1
D125,259 S * 2/1941 Conwell D6/671
D141,014 S * 4/1945 Stanitz 312/352
D143,679 S * 1/1946 Stanitz D23/286
3,317,261 A * 5/1967 Peterson A47B 95/002
312/242
3,472,572 A * 10/1969 Himelreich A47B 96/202
312/258
3,644,011 A * 2/1972 MacDonald A47B 43/00
312/258

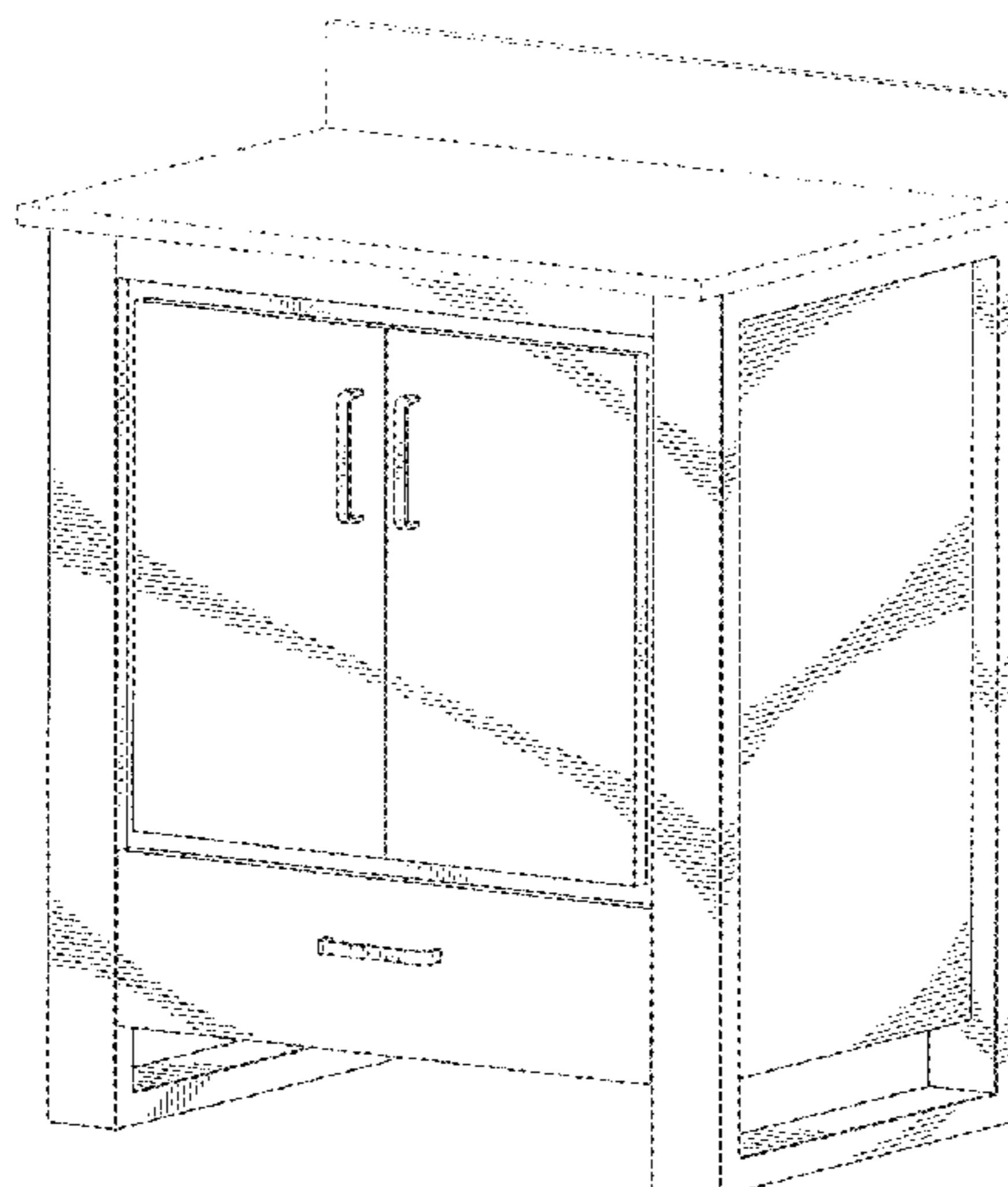
(57) **CLAIM**

I claim the ornamental design for a vanity cabinet, as shown and described.

DESCRIPTION

FIG. 1 is a front perspective view of the vanity cabinet; FIG. 2 is a front view thereof; FIG. 3 is a right side elevation view thereof; the left side elevation view being a mirror image thereof; and, FIG. 4 is a top plan view thereof. The rear and bottom views form no part of the design and are omitted. Portions of the drawings shown in broken lines show environmental structure and form no part of the claimed design.

1 Claim, 3 Drawing Sheets



(56)

References Cited

U.S. PATENT DOCUMENTS

D526,143	S *	8/2006	Bruce	D23/286
D534,370	S *	1/2007	Charnik	D6/671.1
D549,501	S *	8/2007	Gaska	D6/703.3
D554,897	S *	11/2007	Mayer	D23/286
D566,421	S *	4/2008	Spah	D6/698
D621,642	S *	8/2010	Puksta	D6/703
D621,643	S *	8/2010	Puksta	D6/703
D712,676	S *	9/2014	Flora	D6/384
D712,686	S *	9/2014	Day	D6/663
D722,458	S *	2/2015	Chen	D6/671.1
9,032,566	B2 *	5/2015	Le Duff	A47B 77/06 312/228
D731,037	S *	6/2015	Ouyang	D23/286
D760,518	S *	7/2016	Shah	D6/703
D763,604	S *	8/2016	Weatherly	D6/671.1
D777,304	S *	1/2017	Esteve	D23/286
2005/0099101	A1 *	5/2005	Lowe	A47B 67/04 312/228

* cited by examiner

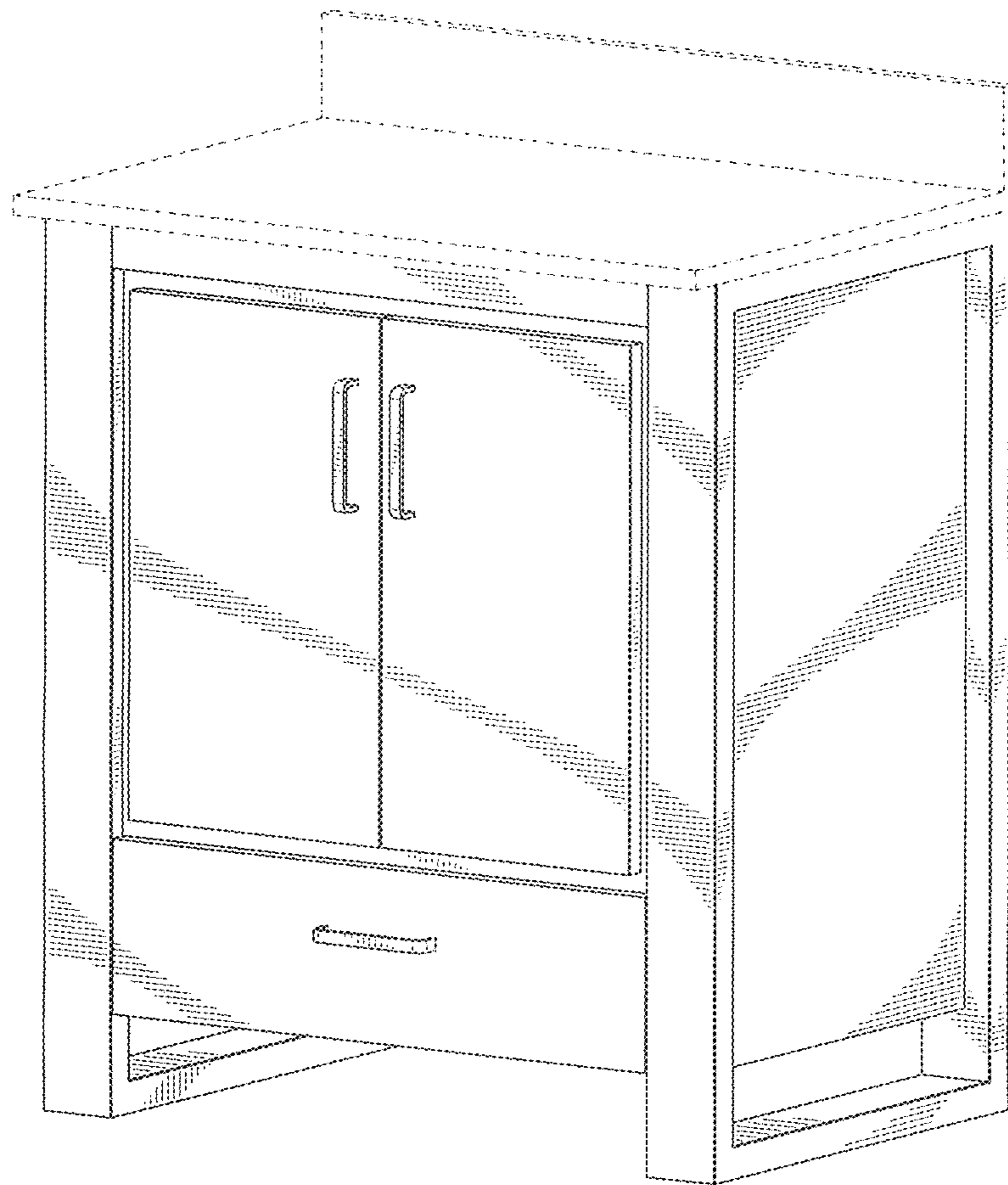


FIG. 1

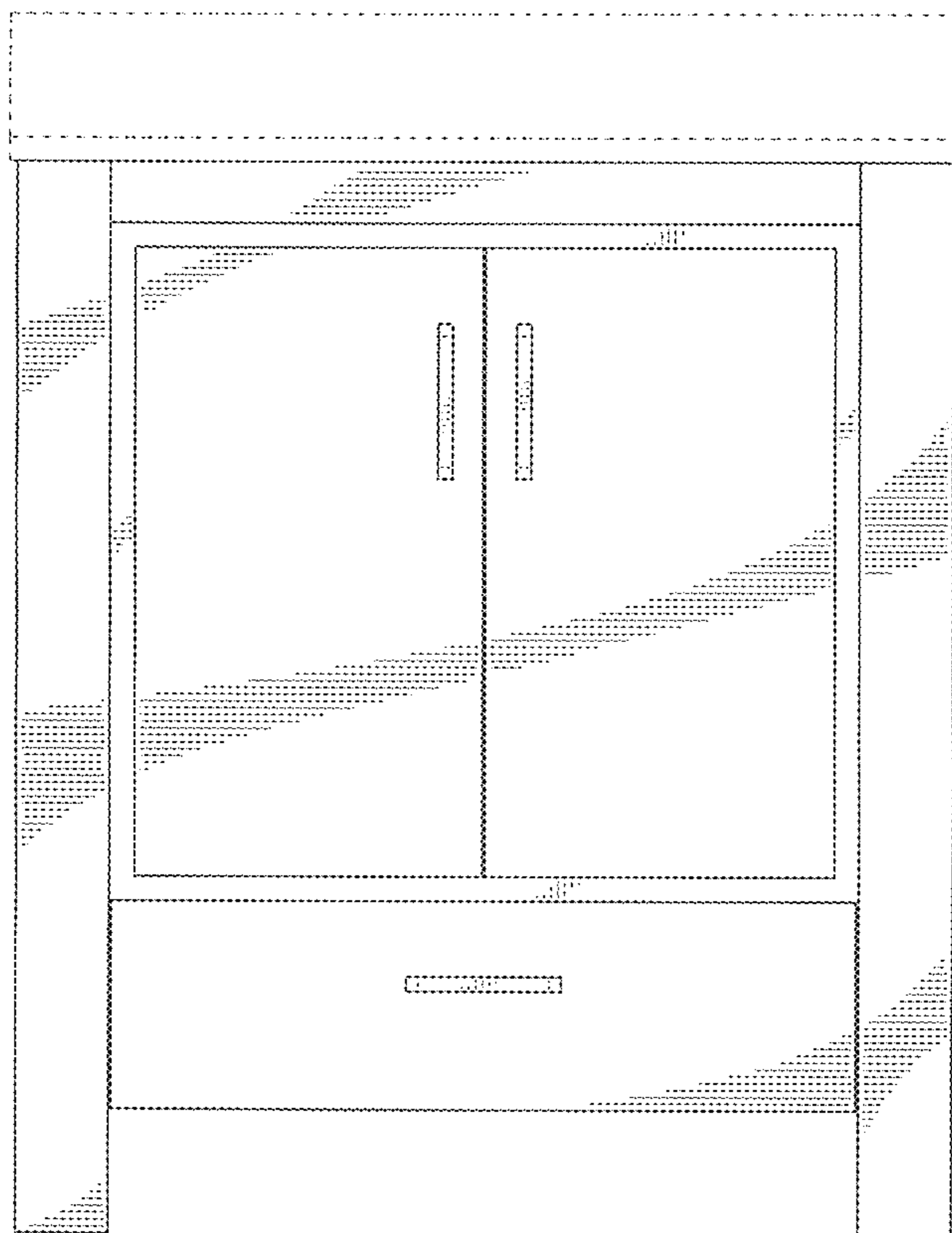


Fig. 2



FIG. 1

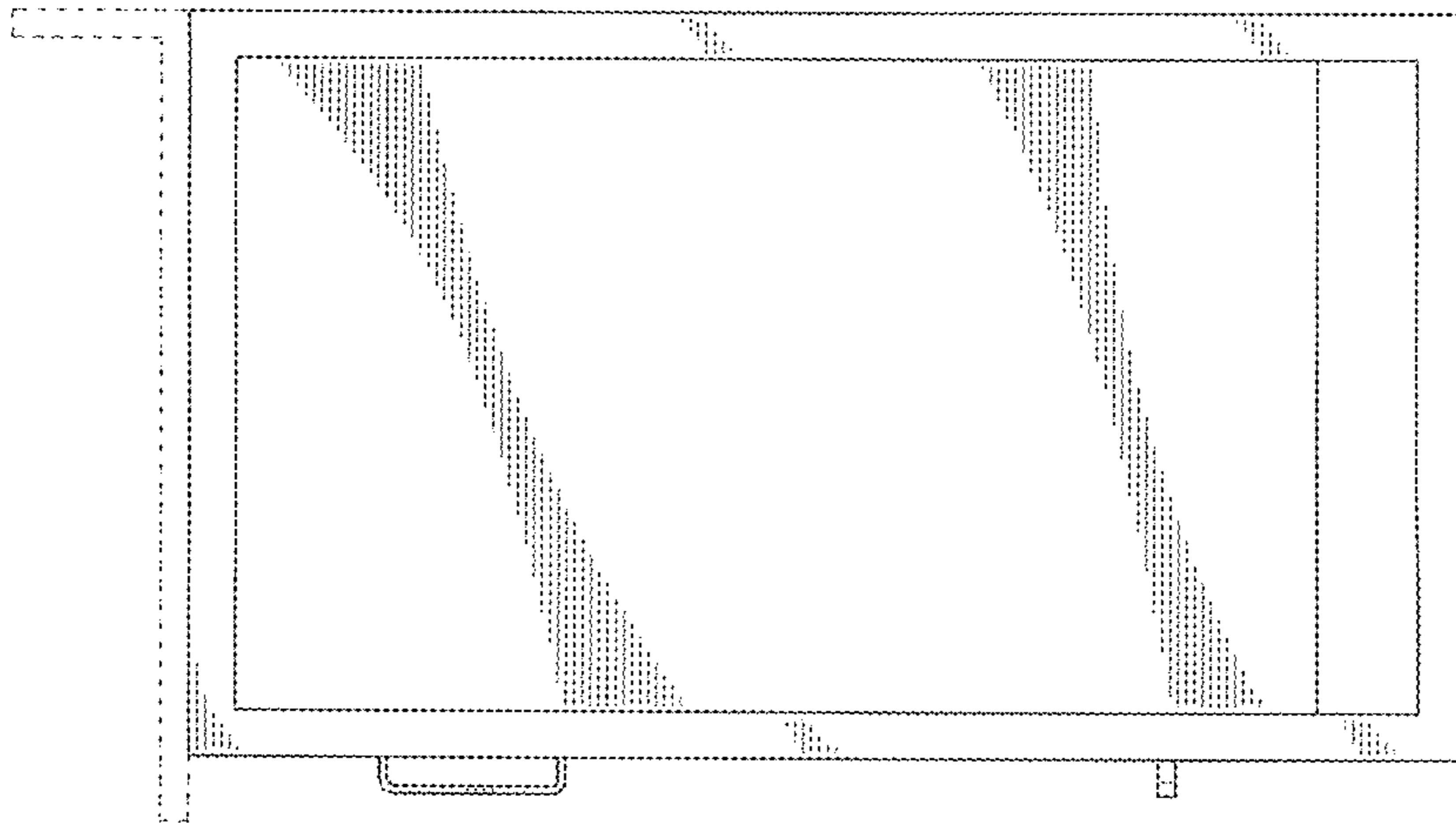


FIG. 3