



US00D804859S

(12) **United States Design Patent**
Desodt et al.

(10) **Patent No.:** **US D804,859 S**

(45) **Date of Patent:** **** Dec. 12, 2017**

(54) **MATTRESS COVER**

(71) Applicant: **Sealy Technology, LLC**, Trinity, NC (US)

(72) Inventors: **Hortense Desodt**, San Francisco, CA (US); **Fabian Herrmann**, Tiburon, CA (US); **Martin John Kay**, San Francisco, CA (US); **Sona Serena Von Hunke**, Winston-Salem, NC (US)

(73) Assignee: **Sealy Technology, LLC**, Trinity, NC (US)

(**) Term: **15 Years**

(21) Appl. No.: **29/572,806**

(22) Filed: **Jul. 29, 2016**

(51) **LOC (10) Cl.** **06-99**

(52) **U.S. Cl.**
USPC **D6/606**

(58) **Field of Classification Search**
USPC D6/333, 349, 355, 375, 388, 512, 563, D6/564, 595, 596, 601, 604, 611, 707, D6/715, 716, 716.1; D24/183-185, 234; D21/803, 804, 805, 809; 5/401, 420, 5/600, 630, 631, 632, 633, 635, 636, 638, 5/639, 646, 652, 652.1, 655, 703, 730; 297/1, 2, 4, 93, 180.11, 195.1, 195.11, 297/195.13, 393, 397, 452.12, 452.14, 297/452.15, 452.21, 452.24, 452.26, 297/452.48, 452.62, 482
CPC A47G 9/10; A47G 9/1009; A47G 9/1027; A47G 9/1045; A47G 9/1063; A47G 9/1072; A47G 9/1081

See application file for complete search history.

(56) **References Cited**

U.S. PATENT DOCUMENTS

D38,427 S * 1/1907 Pronberger D5/38
D202,091 S * 8/1965 Broderick D5/38

D353,072 S * 12/1994 Cornell, Jr. D6/595
6,199,231 B1 * 3/2001 Zafiroglu A47G 9/0246
5/497
6,216,292 B1 * 4/2001 Oakhill A47C 27/008
5/482
6,253,398 B1 * 7/2001 Yim A47C 31/105
5/482
D517,848 S * 3/2006 Contreras D6/596
D518,672 S * 4/2006 Contreras D6/596
D519,311 S * 4/2006 Contreras D6/596
D587,055 S * 2/2009 Tucker D6/596

(Continued)

OTHER PUBLICATIONS

Stearns & Foster Reserve No. 2 (Plush), [online], [site visited Jun. 22, 2017]. Available from Internet, <URL: http://www.ergocomfort.com/product-detail/stearns_foster_reserve_no2.html>.*

Primary Examiner — Eric Goodman

Assistant Examiner — Sanjeev Paul

(74) *Attorney, Agent, or Firm* — Middleton Reutlinger

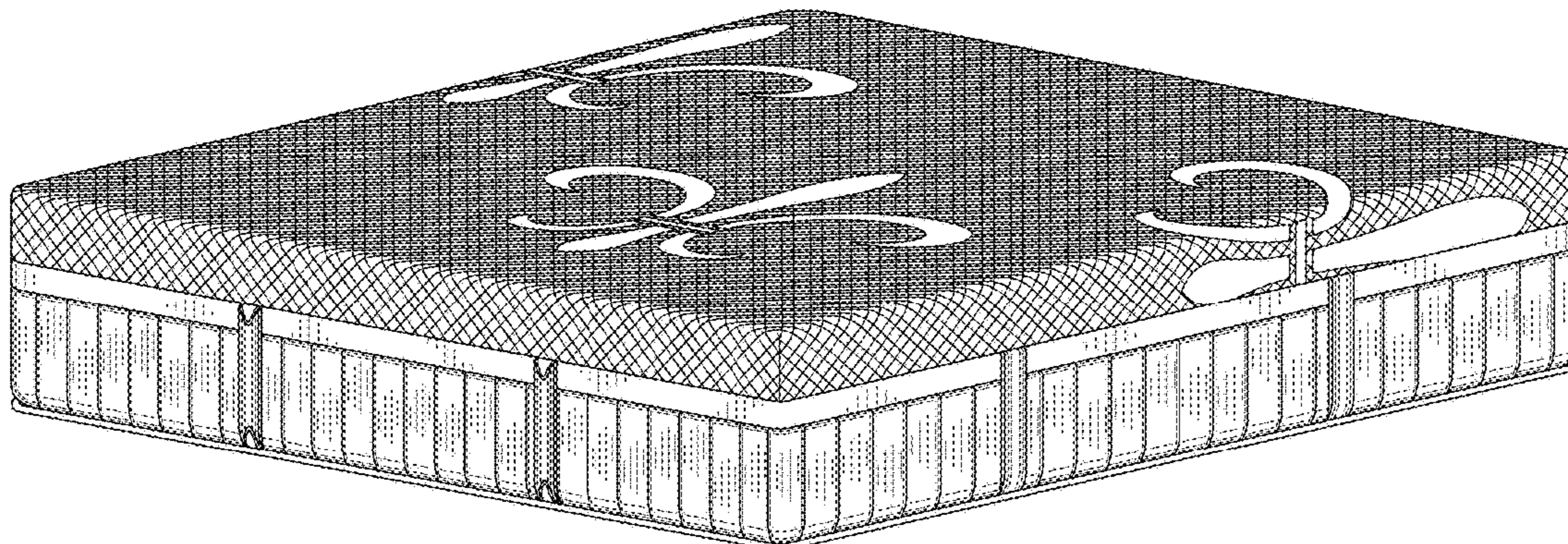
(57) **CLAIM**

The ornamental design for a mattress cover, as shown and described.

DESCRIPTION

FIG. 1 is a front elevational view of the mattress cover of the present invention;
FIG. 2 is a rear elevational view of the mattress cover of FIG. 1;
FIG. 3 is a left side elevational view of the mattress cover of FIG. 1;
FIG. 4 is a right side elevational view of the mattress cover of FIG. 1;
FIG. 5 is a top view of the mattress cover of FIG. 1;
FIG. 6 is a bottom view of the mattress cover of FIG. 1; and,
FIG. 7 is a perspective view of the mattress cover of FIG. 1.

1 Claim, 5 Drawing Sheets



(56)

References Cited

U.S. PATENT DOCUMENTS

D600,485 S * 9/2009 Tucker D6/596
 D606,353 S * 12/2009 Tucker D6/596
 D616,236 S * 5/2010 Morrison D6/596
 D621,198 S * 8/2010 Morrison D6/597
 D622,088 S * 8/2010 Morrison D6/596
 D622,531 S * 8/2010 Morrison D6/596
 D622,996 S * 9/2010 Morrison D6/596
 D634,148 S * 3/2011 Morrison D6/605
 D640,082 S * 6/2011 Morrison D6/605
 D642,847 S * 8/2011 Rinehart D6/596
 D662,751 S * 7/2012 Morrison D6/597
 D662,752 S * 7/2012 Morrison D6/597
 D666,448 S * 9/2012 Morrison D6/597
 D666,449 S * 9/2012 Morrison D6/597
 D696,048 S * 12/2013 Morrison D6/605
 D719,764 S * 12/2014 Enders D5/55
 D720,158 S * 12/2014 Harmening D5/56

D724,864 S * 3/2015 Harmening D5/56
 D724,866 S * 3/2015 Johnson D5/62
 D726,452 S * 4/2015 Jensen D5/55
 D727,663 S * 4/2015 Jensen D6/606
 D742,660 S * 11/2015 Oberwelz D6/606
 D744,766 S * 12/2015 Morrison D6/605
 D744,767 S * 12/2015 Morrison D6/605
 D744,768 S * 12/2015 Morrison D6/605
 D746,082 S * 12/2015 Harmening D6/605
 D746,083 S * 12/2015 Jensen D6/606
 D746,085 S * 12/2015 Jensen D6/606
 D766,017 S * 9/2016 Jensen D6/606
 D767,306 S * 9/2016 Oberwelz D6/606
 D776,960 S * 1/2017 Suzuki D6/605
 D785,972 S * 5/2017 Oberwelz D6/602
 2010/0138992 A1 * 6/2010 Morrison A47C 31/00
 5/279.1
 2014/0196647 A1 * 7/2014 Myers D05B 11/005
 112/475.08

* cited by examiner

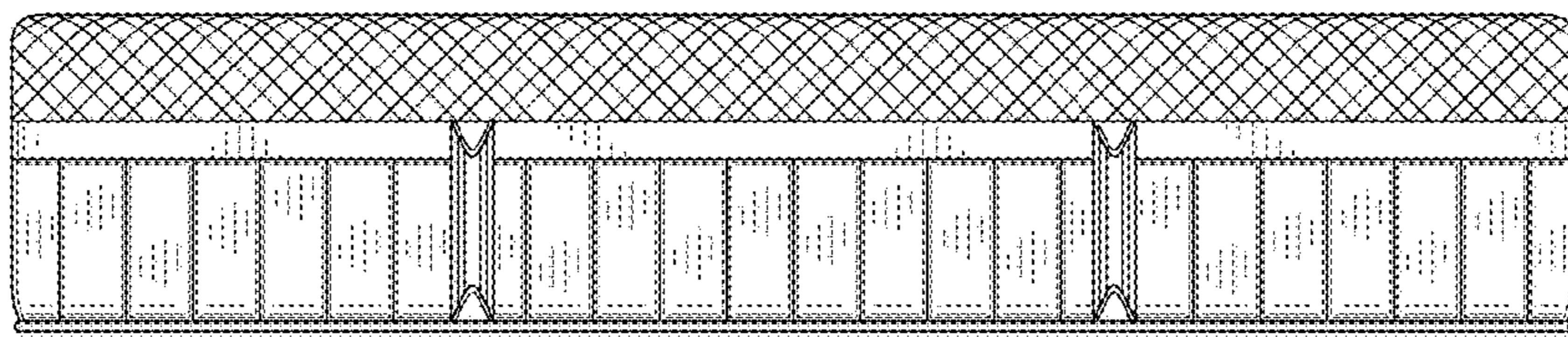


FIG. 1

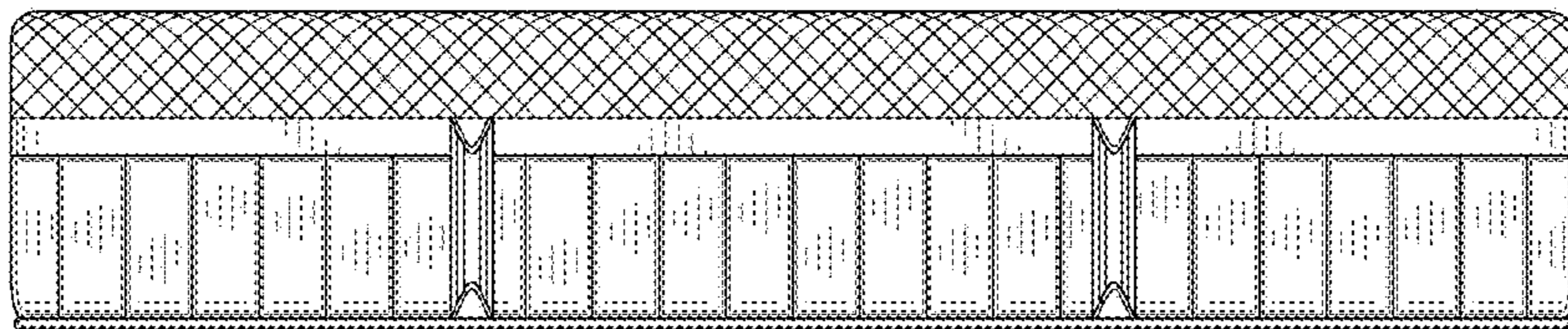


FIG. 2

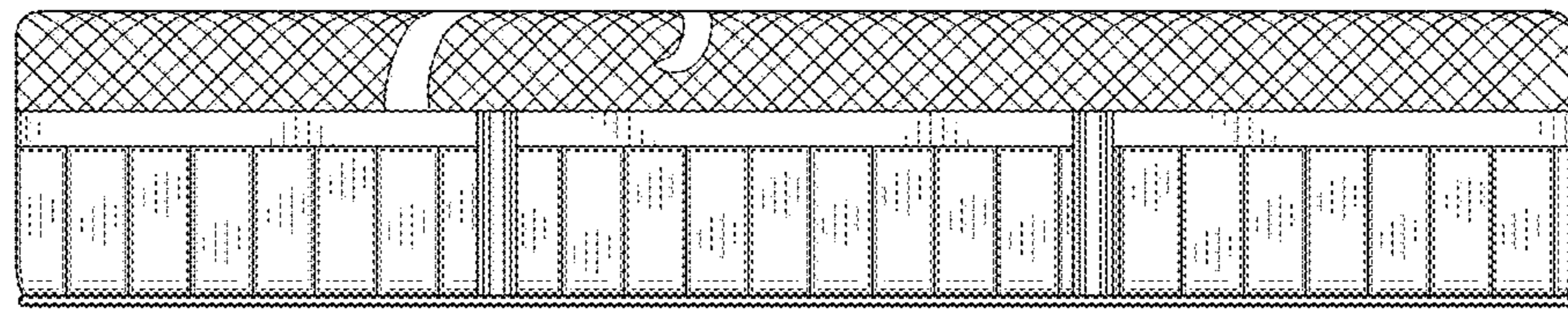


FIG. 3

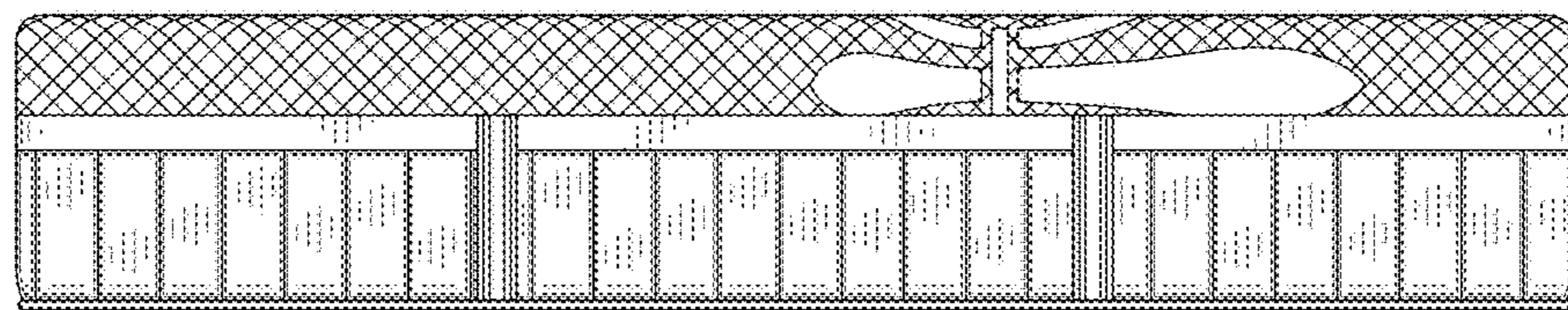


FIG. 4




FIG. 5




FIG. 6

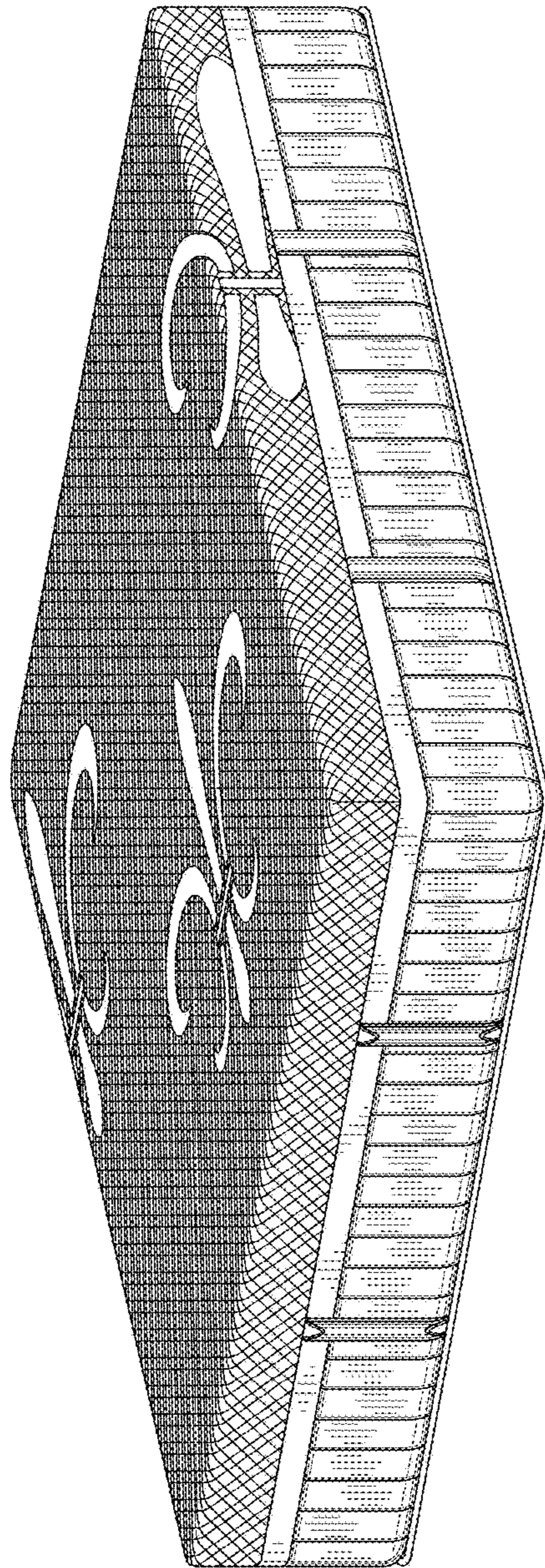


FIG. 7