



US00D804856S

(12) **United States Design Patent** (10) **Patent No.:** **US D804,856 S**
Desodt et al. (45) **Date of Patent:** **** Dec. 12, 2017**

(54) **MATTRESS COVER**
(71) Applicant: **Sealy Technology, LLC**, Trinity, NC (US)
(72) Inventors: **Hortense Desodt**, San Francisco, CA (US); **Fabian Herrmann**, Tiburon, CA (US); **Martin John Kay**, San Francisco, CA (US)
(73) Assignee: **Sealy Technology, LLC**, Trinity, NC (US)

D724,864 S * 3/2015 Harmening D5/56
D724,865 S * 3/2015 Jensen D5/56
D724,866 S * 3/2015 Johnson D5/62
D726,452 S * 4/2015 Jensen D5/55
D727,663 S * 4/2015 Jensen D6/606
D741,622 S * 10/2015 Jensen D6/606
D742,660 S * 11/2015 Oberwelz D6/606
D746,082 S * 12/2015 Harmening D6/605
D746,083 S * 12/2015 Jensen D6/606
D746,084 S * 12/2015 Jensen D6/606
D762,079 S * 7/2016 Oberwelz D6/606
D763,602 S * 8/2016 Oberwelz D6/606

(Continued)

(**) Term: **15 Years**
(21) Appl. No.: **29/572,772**
(22) Filed: **Jul. 29, 2016**
(51) **LOC (10) Cl.** **06-99**
(52) **U.S. Cl.**
USPC **D6/606**
(58) **Field of Classification Search**
USPC D6/333, 349, 355, 375, 388, 512, 563, D6/564, 595, 596, 601, 604, 611, 707, D6/715, 716, 716.1; D24/183-185, 234; D21/803, 804, 805, 809; 5/401, 420, 5/600, 630, 631, 632, 633, 635, 636, 638, 5/639, 646, 652, 652.1, 655, 703, 730; 297/1, 2, 4, 93, 180.11, 195.1, 195.11, 297/195.13, 393, 397, 452.12, 452.14, 297/452.15, 452.21, 452.24, 452.26, 297/452.48, 452.62, 482
CPC A47G 9/10; A47G 9/1009; A47G 9/1027; A47G 9/1045; A47G 9/1063; A47G 9/1072; A47G 9/1081
See application file for complete search history.

OTHER PUBLICATIONS

Cocoon by Sealy, earliest review dated [Dec. 8, 2016], [site visited Jun. 21, 2017]. Available from Internet, <URL: https://www.amazon.com/Cocoon-Sealy-Soft-Mattress-Queen/dp/B01HMPM224/ref=cm_cr_arp_d_product_top?ie=UTF8>.*

Primary Examiner — Eric Goodman
Assistant Examiner — Sanjeev Paul
(74) *Attorney, Agent, or Firm* — Middleton Reutlinger

(57) **CLAIM**

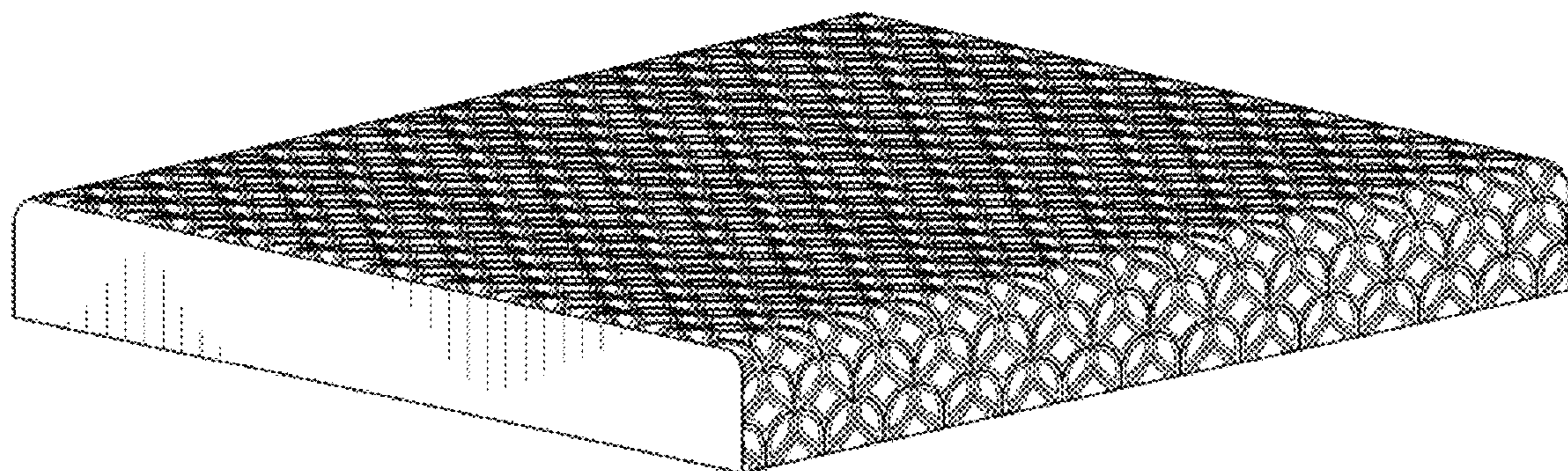
The ornamental design for a mattress cover, as shown and described.

DESCRIPTION

FIG. 1 is a front elevational view of the mattress cover of the present invention;
FIG. 2 is a rear elevational view of the mattress cover of FIG. 1;
FIG. 3 is a left side elevational view of the mattress cover of FIG. 1;
FIG. 4 is a right side elevational view of the mattress cover of FIG. 1;
FIG. 5 is a top view of the mattress cover of FIG. 1;
FIG. 6 is a bottom view of the mattress cover of FIG. 1; and,
FIG. 7 is a perspective view of the mattress cover of FIG. 1;

1 Claim, 5 Drawing Sheets

(56) **References Cited**
U.S. PATENT DOCUMENTS
D719,764 S * 12/2014 Enders D5/55
D720,158 S * 12/2014 Harmening D5/56



(56)

References Cited

U.S. PATENT DOCUMENTS

D766,017 S	*	9/2016	Jensen	D6/606
D767,306 S	*	9/2016	Oberwelz	D6/606
D785,972 S	*	5/2017	Oberwelz	D6/602

* cited by examiner



FIG. 1




FIG. 2




FIG. 3




FIG. 4




FIG. 5




FIG. 6

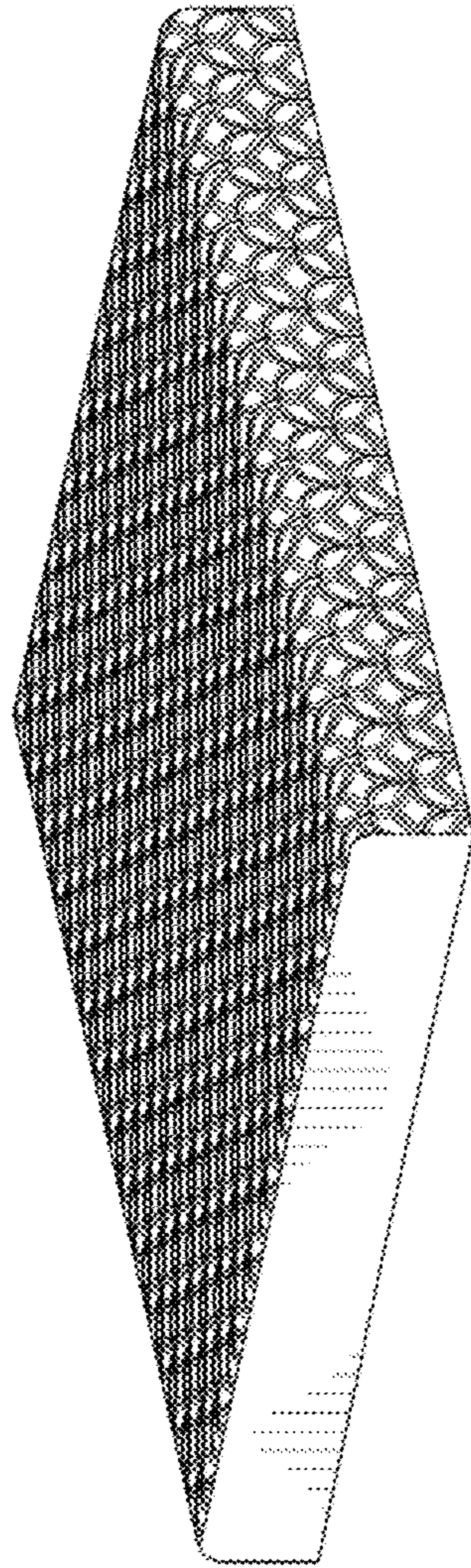


FIG. 7