



US00D804851S

(12) **United States Design Patent** (10) **Patent No.:** **US D804,851 S**
Serola et al. (45) **Date of Patent:** **** Dec. 12, 2017**

(54) **PILLOW**
(71) Applicant: **Richard J. Serola**, Loves Park, IL (US)
(72) Inventors: **Richard J. Serola**, Roscoe, IL (US);
Brian S. Potempa, Freeport, IL (US);
Michael M. Potempa, Freeport, IL (US)
(73) Assignee: **Serola Biomechanics, Inc.**, Loves Park, IL (US)
(**) Term: **15 Years**
(21) Appl. No.: **29/551,494**
(22) Filed: **Jan. 13, 2016**
(51) **LOC (10) Cl.** **06-09**
(52) **U.S. Cl.**
USPC **D6/601**
(58) **Field of Classification Search**
USPC D6/333, 349, 355, 375, 388, 512, 563,
D6/564, 595, 596, 601, 604, 611, 707,
D6/715, 716, 716.1; D24/183-185, 234;
D21/803, 804, 805, 809; 5/401, 420,
5/600, 630, 631, 632, 633, 635, 636, 638,
5/639, 646, 652, 652.1, 655, 703, 730;
297/1, 2, 4, 93, 180.11, 195.1, 195.11,
297/195.13, 393, 397, 452.12, 452.14,
297/452.15, 452.21, 452.24, 452.26,
297/452.48, 452.62, 482
CPC A47G 9/10; A47G 9/1009; A47G 9/1018;
A47G 9/1027; A47G 9/1036; A47G
9/1045; A47G 9/1063; A47G 9/1072;
A47G 9/1081; A47G 9/109; A47C 7/021;
A47C 27/00
See application file for complete search history.

2,521,780 A 9/1950 Dodd
2,769,185 A 11/1956 Biederman
2,839,766 A 6/1958 Hull
3,003,815 A 10/1961 Zinn
3,009,172 A 11/1961 Eidam
3,017,221 A 1/1962 Emery
3,644,949 A 2/1972 Diamond
3,747,916 A 7/1973 Benson
4,483,329 A 11/1984 Shamos
4,516,568 A 5/1985 Baxter et al.
4,835,801 A 6/1989 Walpin et al.
4,908,892 A 3/1990 Michelson
4,969,222 A 11/1990 Serola
5,201,761 A 4/1993 Serola
D467,729 S * 12/2002 Vazquez D3/238
D473,050 S * 4/2003 Vazquez D3/238

(Continued)

Primary Examiner — Eric L Goodman
Assistant Examiner — Sanjeev Paul
(74) *Attorney, Agent, or Firm* — Reinhart Boerner Van
Deuren P.C.

(56) **References Cited**
U.S. PATENT DOCUMENTS
1,231,839 A 7/1917 Berlin
1,869,460 A 8/1932 Brand

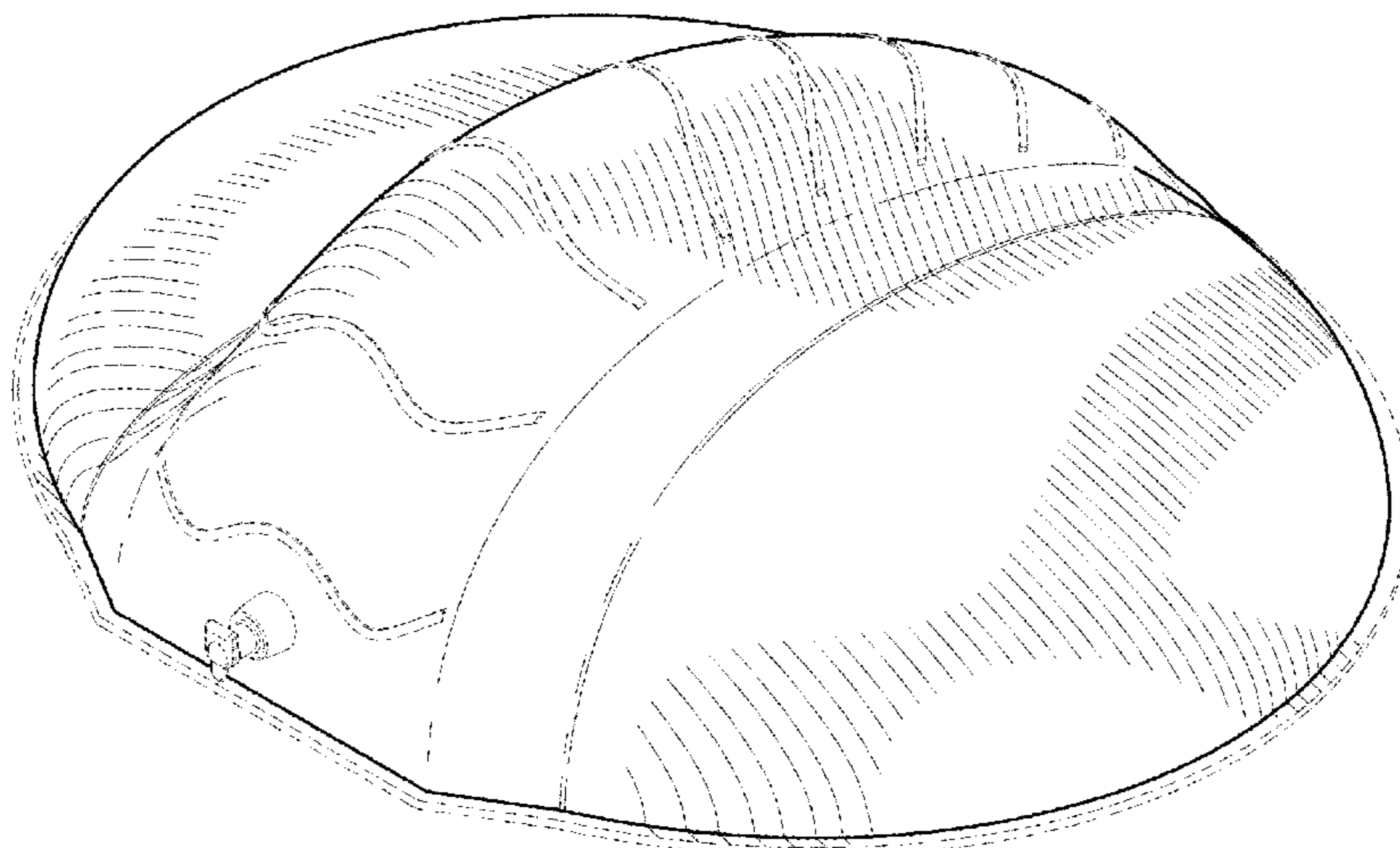
(57) **CLAIM**

The ornamental design for a pillow, as shown and described.

DESCRIPTION

FIG. 1 is a front perspective view of the pillow;
FIG. 2 is a rear perspective view of the embodiment in FIG. 1;
FIG. 3 is a top view of the embodiment in FIG. 1;
FIG. 4 is a right side view of the embodiment in FIG. 1;
FIG. 5 is a front view of the embodiment in FIG. 1;
FIG. 6 is a left side view of the embodiment in FIG. 1;
FIG. 7 is a rear view of the embodiment in FIG. 1; and,
FIG. 8 is a bottom view of the embodiment in FIG. 1.
The broken lines shown in the drawings are included for the purpose of illustrating unclaimed portions of the pillow and form no part of the claimed design.

1 Claim, 3 Drawing Sheets



(56)

References Cited

U.S. PATENT DOCUMENTS

7,055,199	B2	6/2006	Thompson	
D553,414	S *	10/2007	Boutin	D6/601
D556,328	S *	11/2007	Eknoian	D24/189
D624,857	S *	10/2010	Wilson	D12/177
D654,296	S *	2/2012	Shook	D6/610
D659,347	S *	5/2012	Augis	D1/129
8,695,135	B2	4/2014	Berube	
D724,162	S *	3/2015	James	A63B 23/1236
				D21/688
D729,545	S *	5/2015	Blumenthal	D6/601
D758,672	S *	6/2016	Hansen	D30/118
D766,383	S *	9/2016	Fleming	D21/684
D779,008	S *	2/2017	Osimo	D21/803
D779,601	S *	2/2017	Scholder	A63B 21/4039
				D21/686
D779,610	S *	2/2017	Osimo	D21/803
2004/0250350	A1	12/2004	Leonard	
2017/0202723	A1 *	7/2017	Serola	A61H 1/008

* cited by examiner

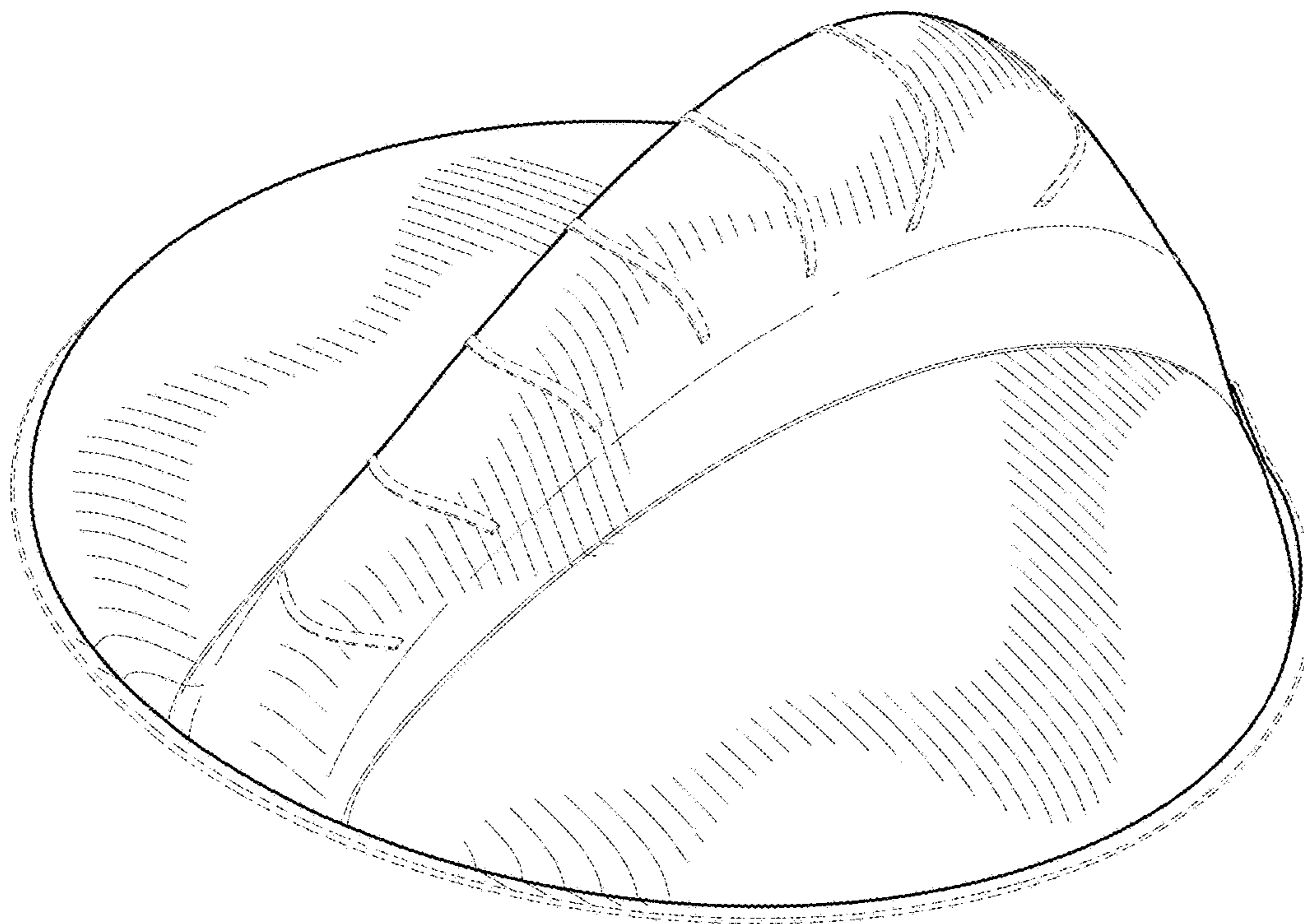


FIG. 1

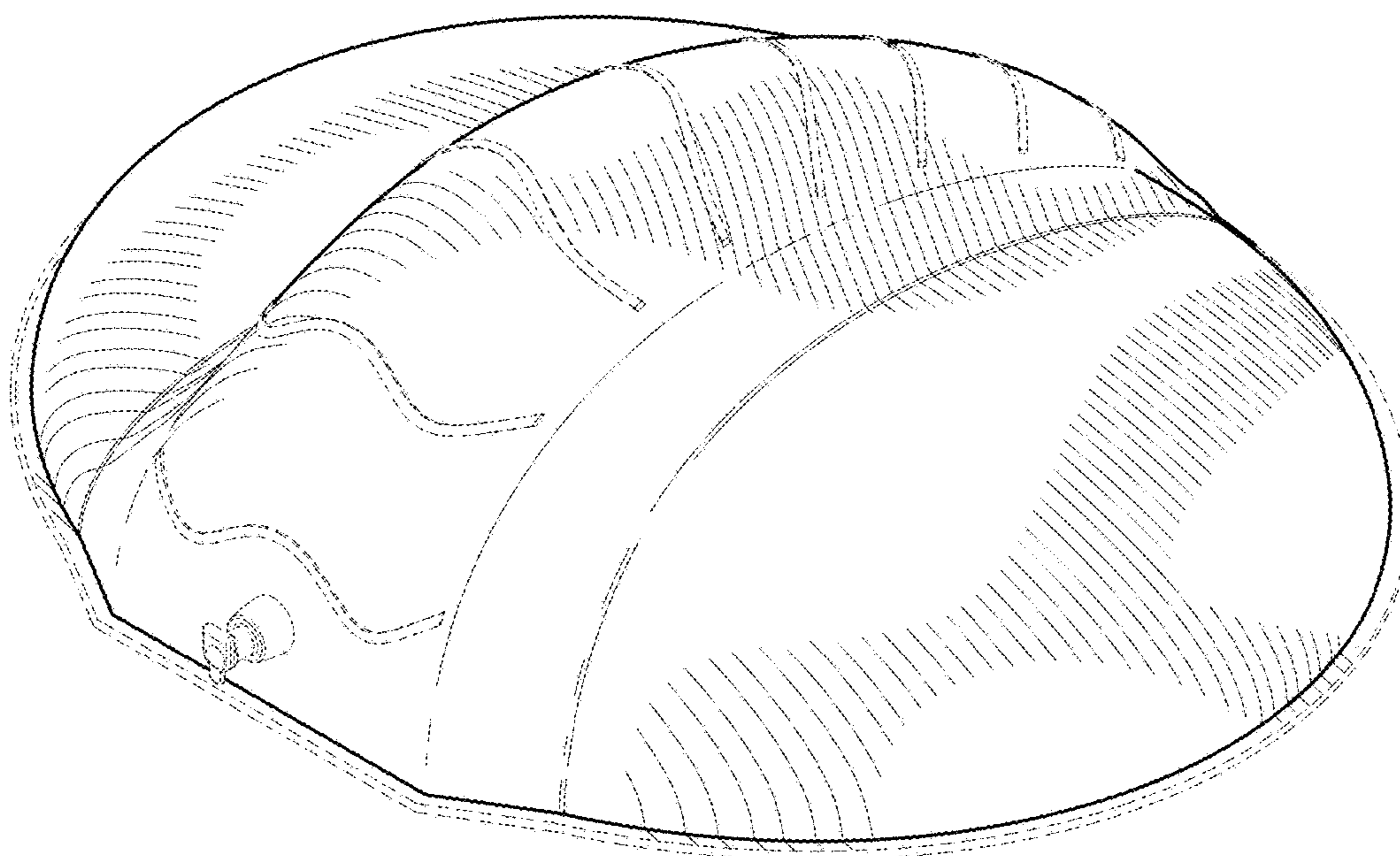


FIG. 2

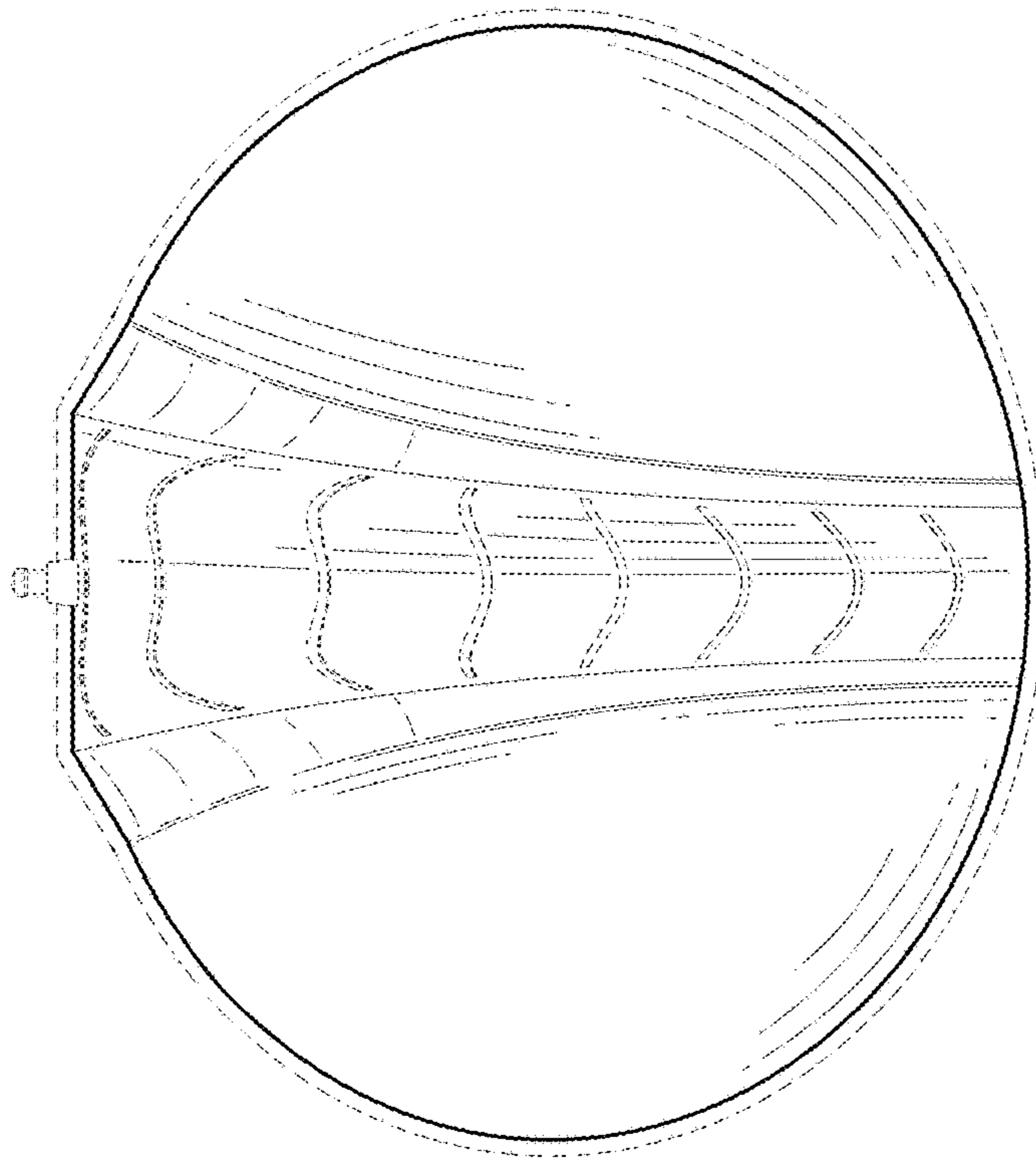


FIG. 3

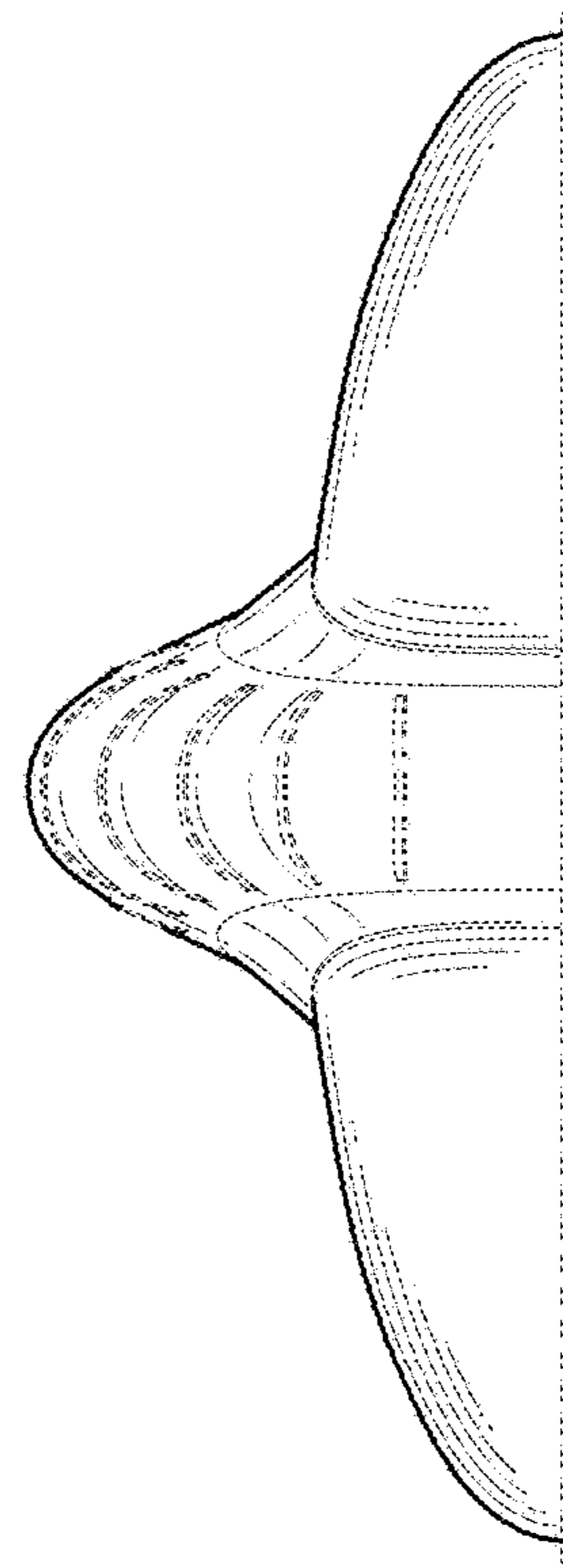


FIG. 5

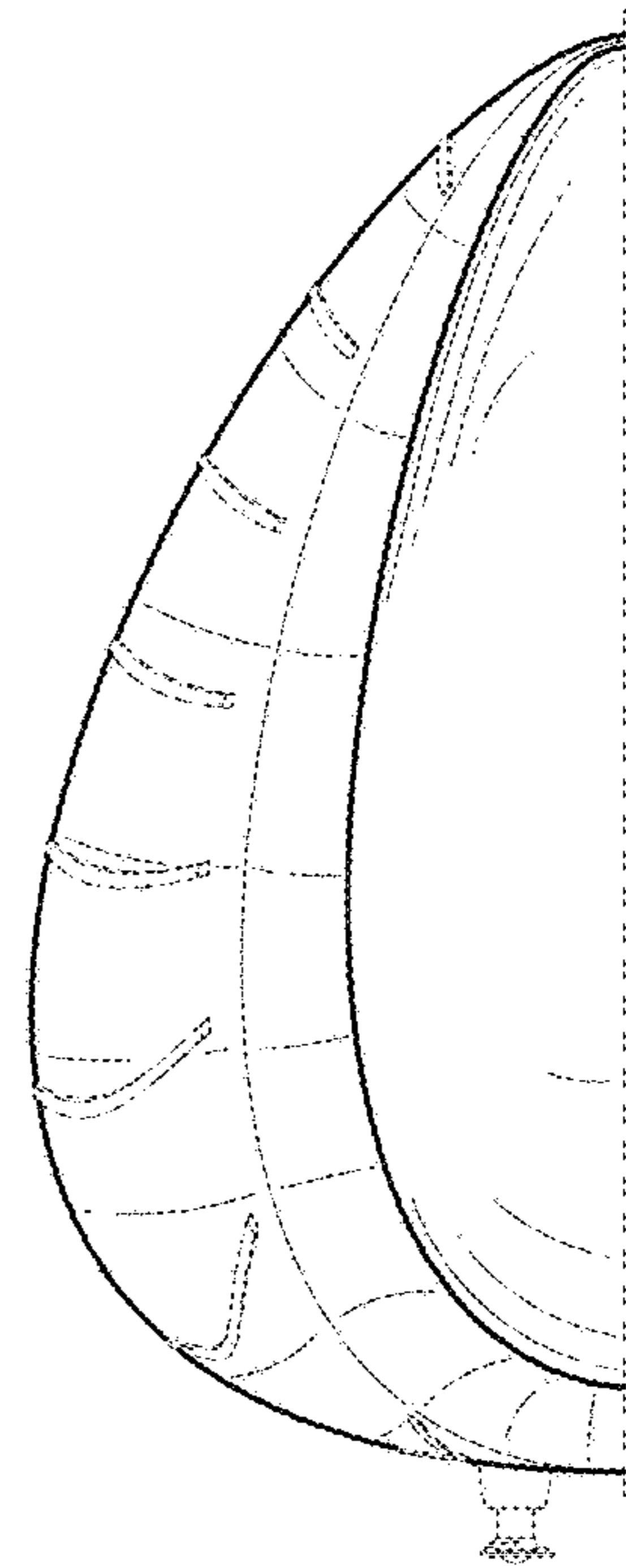


FIG. 4

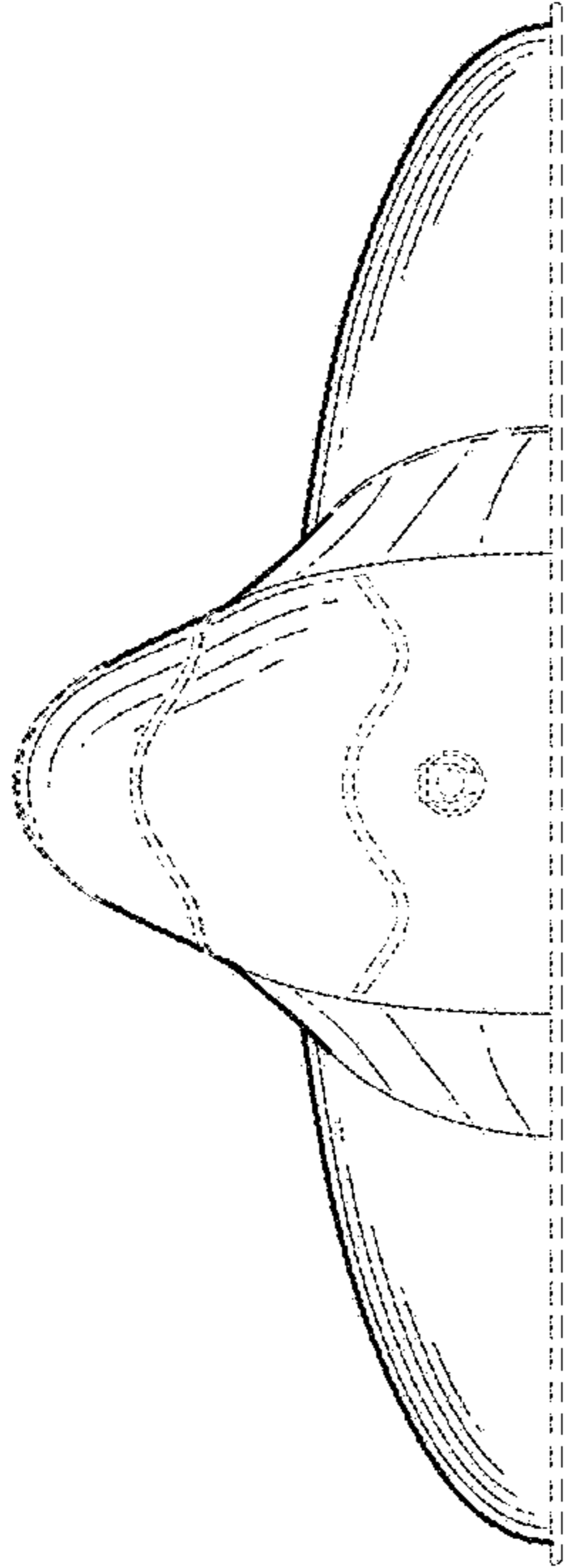


FIG. 7

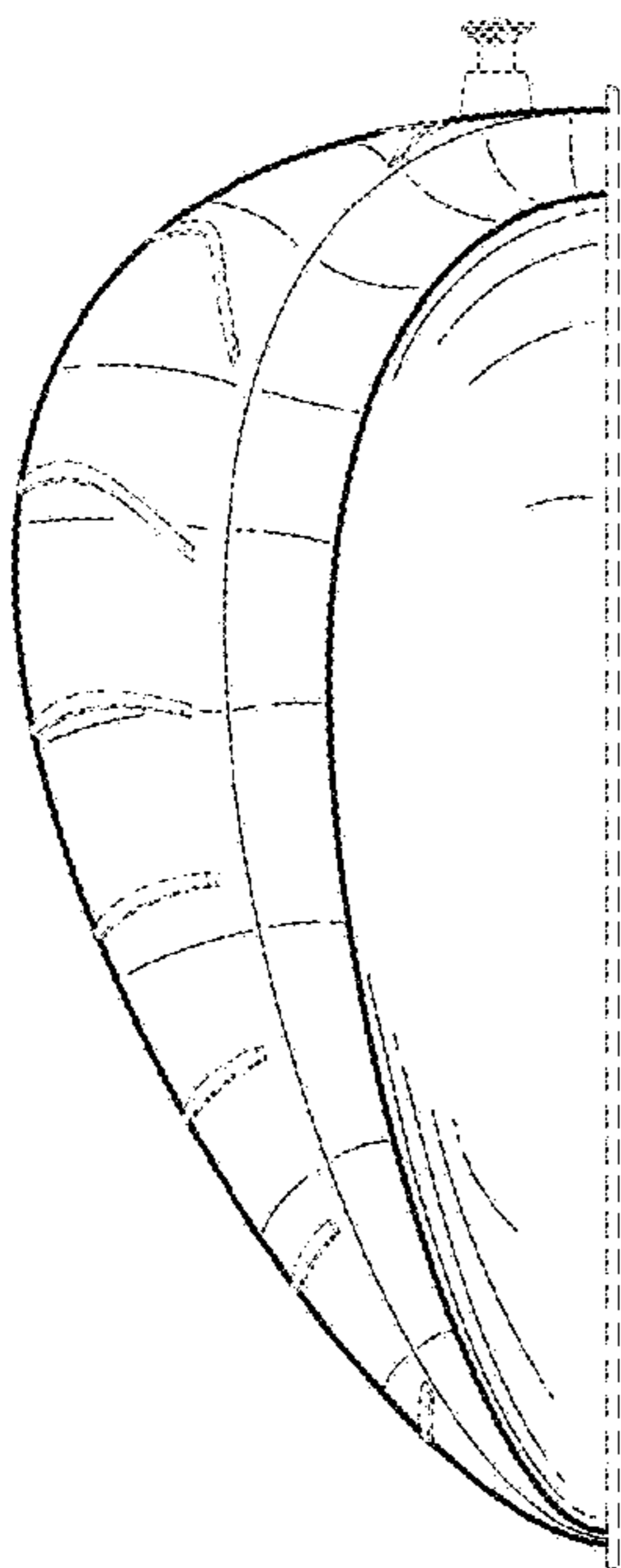


FIG. 6

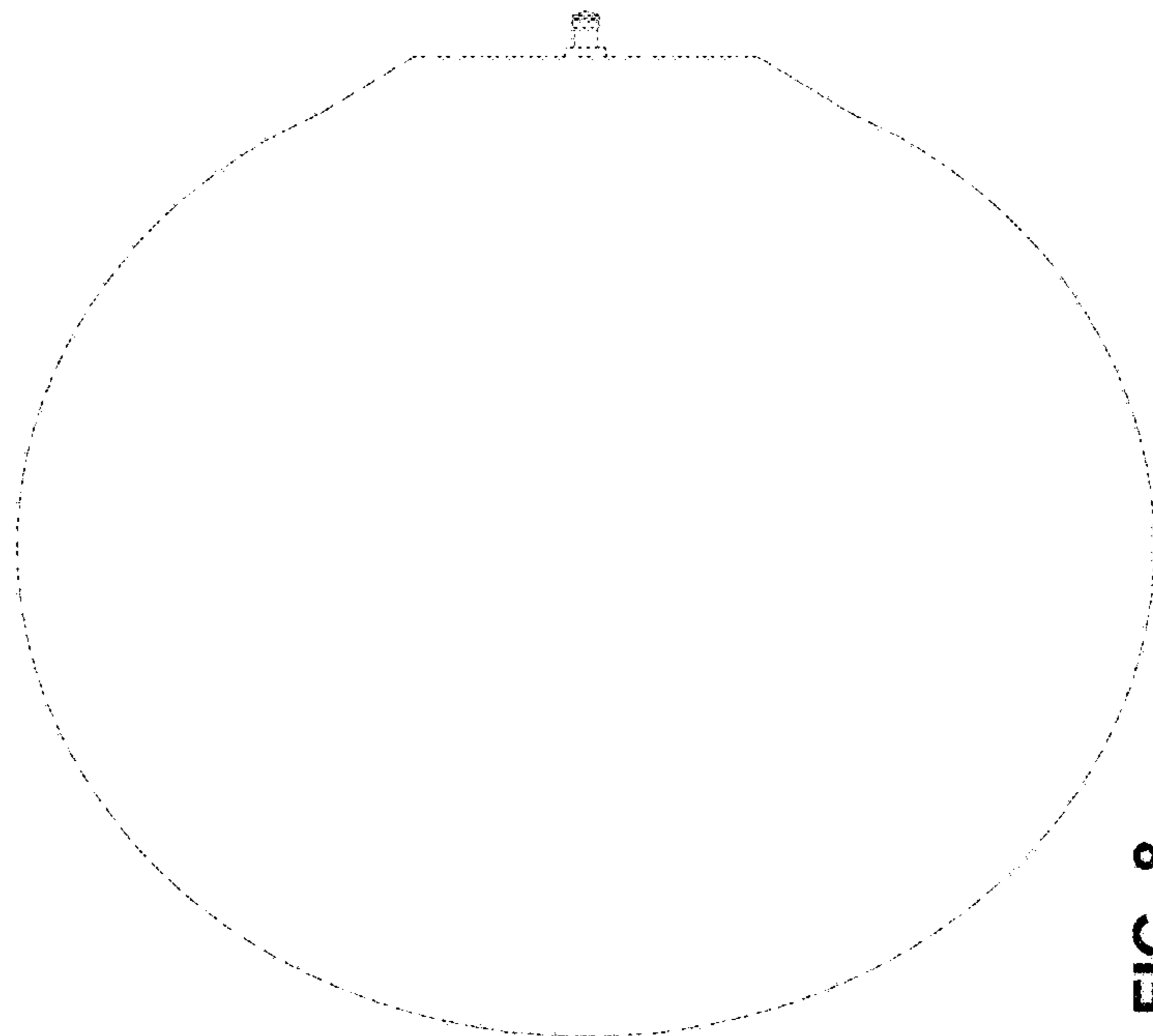


FIG. 8