



US00D804849S

(12) **United States Design Patent** (10) **Patent No.:** **US D804,849 S**
Stern (45) **Date of Patent:** **** Dec. 12, 2017**

(54) **SEAT PAD**
(71) Applicant: **Baby-Roo Ltd.**, Ramat Gan (IL)
(72) Inventor: **Hezi Stern**, Even Yehuda (IL)
(73) Assignee: **Baby-Roo Ltd.**, Ramat-Gan (IL)
(**) Term: **15 Years**

(21) Appl. No.: **29/540,734**
(22) Filed: **Sep. 28, 2015**
(51) **LOC (10) Cl.** **06-09**
(52) **U.S. Cl.**
USPC **D6/596**
(58) **Field of Classification Search**
USPC D6/333, 349, 355, 375, 388, 512, 563,
D6/564, 595, 596, 601, 604, 611, 707,
D6/715, 716, 716.1; D24/183-185, 234;
D21/803, 804, 805, 809; 5/401, 420,
5/600, 630, 631, 632, 633, 635, 636, 638,
5/639, 646, 652, 652.1, 655, 703, 730;
297/1, 2, 4, 93, 180.11, 195.1, 195.11,
297/195.13, 393, 397, 452.12, 452.14,
297/452.15, 452.21, 452.24, 452.26,
297/452.48, 452.62, 482
CPC A47G 9/10; A47G 9/1009; A47G 9/1018;
A47G 9/1027; A47G 9/1036; A47G
9/1045; A47G 9/1063; A47G 9/1072;
A47G 9/1081; A47G 9/109; A47C 7/021;
A47C 27/00
See application file for complete search history.

(56) **References Cited**
U.S. PATENT DOCUMENTS
D102,660 S * 1/1937 Bromagem D6/716.1
4,748,702 A * 6/1988 Sandler A61F 5/56
128/848
6,124,578 A * 9/2000 Elliot A47G 9/1036
219/217

D507,142 S * 7/2005 Akamatsu D6/601
D615,794 S * 5/2010 Jorgensen D6/601
D648,586 S * 11/2011 Yu D6/601
D688,897 S * 9/2013 Yang D6/601
D688,898 S * 9/2013 Yang D6/601
D709,301 S * 7/2014 Sobran D6/596
D726,450 S * 4/2015 Wootten, Jr. D6/601
D727,645 S * 4/2015 Zink D6/333
D730,652 S * 6/2015 Nigro D6/349

(Continued)

Primary Examiner — Eric Goodman
Assistant Examiner — Sanjeev Patel
(74) *Attorney, Agent, or Firm* — Guy Levi; The IP Law Firm of Guy Levi, LLC

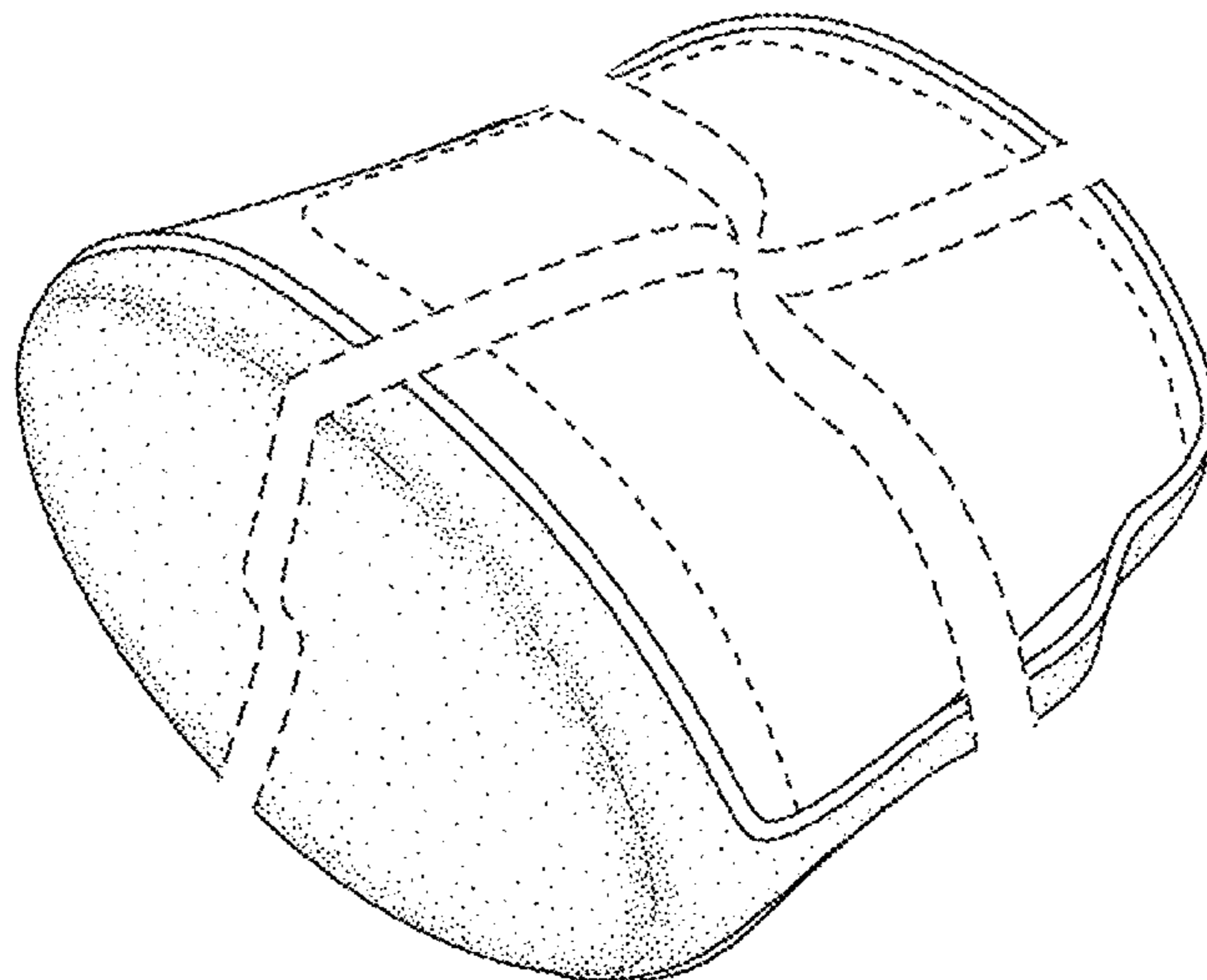
(57) **CLAIM**

I claim, the ornamental design for a seat pad, as shown and described herein.

DESCRIPTION

FIG. 1, is a front top left perspective view of the seat pad, showing my new design;
FIG. 2, is a rear bottom left perspective view thereof;
FIG. 3, is a front elevation view thereof;
FIG. 4, is a rear elevation view thereof;
FIG. 5, is a top plan view thereof;
FIG. 6, is a bottom plan view thereof; and,
FIG. 7, is a left side elevation view thereof, the right side of which is a mirror image.
The dashed lines showing borders of air-vents illustrated in FIGS. 4, and 6 and the stitching illustrated in FIGS. 1-6 are included for illustrating environmental structure and form no part of the claimed design.
The stippling on the seat padding in FIGS. 1-7, represents contrast in appearance between the stippled and non-stippled areas.
The seat pad in FIGS. 1-7 is shown in symbolic breaks in its length and width. The appearance of any portion of the article between the break lines form no part of the claimed design.

1 Claim, 4 Drawing Sheets



(56)

References Cited

U.S. PATENT DOCUMENTS

D738,644	S *	9/2015	Reynolds	D6/601
D747,899	S *	1/2016	Klein	D6/601
9,265,369	B1 *	2/2016	Beliveau	A47G 9/10
D751,322	S *	3/2016	Reynolds	D6/601
9,433,309	B2 *	9/2016	Cheng	A47G 9/1054
D768,410	S *	10/2016	Jennings	D6/601
D778,637	S *	2/2017	Barry	D6/601
2003/0057746	A1 *	3/2003	Laroche	A47C 7/021
					297/186
2006/0005314	A1 *	1/2006	Lee	A47G 9/1081
					5/644
2007/0044239	A1 *	3/2007	Leifermann	A47G 9/1081
					5/636
2008/0052832	A1 *	3/2008	Racovolis	A47C 20/021
					5/632
2012/0117733	A1 *	5/2012	Chen	A47G 9/1009
					5/652.1
2014/0096323	A1 *	4/2014	Alletto	A47G 9/1036
					5/644
2014/0345055	A1 *	11/2014	Li	A47G 9/1027
					5/630
2015/0074911	A1 *	3/2015	Dungan	A47G 9/1036
					5/636
2015/0238025	A1 *	8/2015	Babikian	A47C 1/12
					297/250.1
2016/0192794	A1 *	7/2016	Boyd	A47G 9/1081
					5/644

* cited by examiner

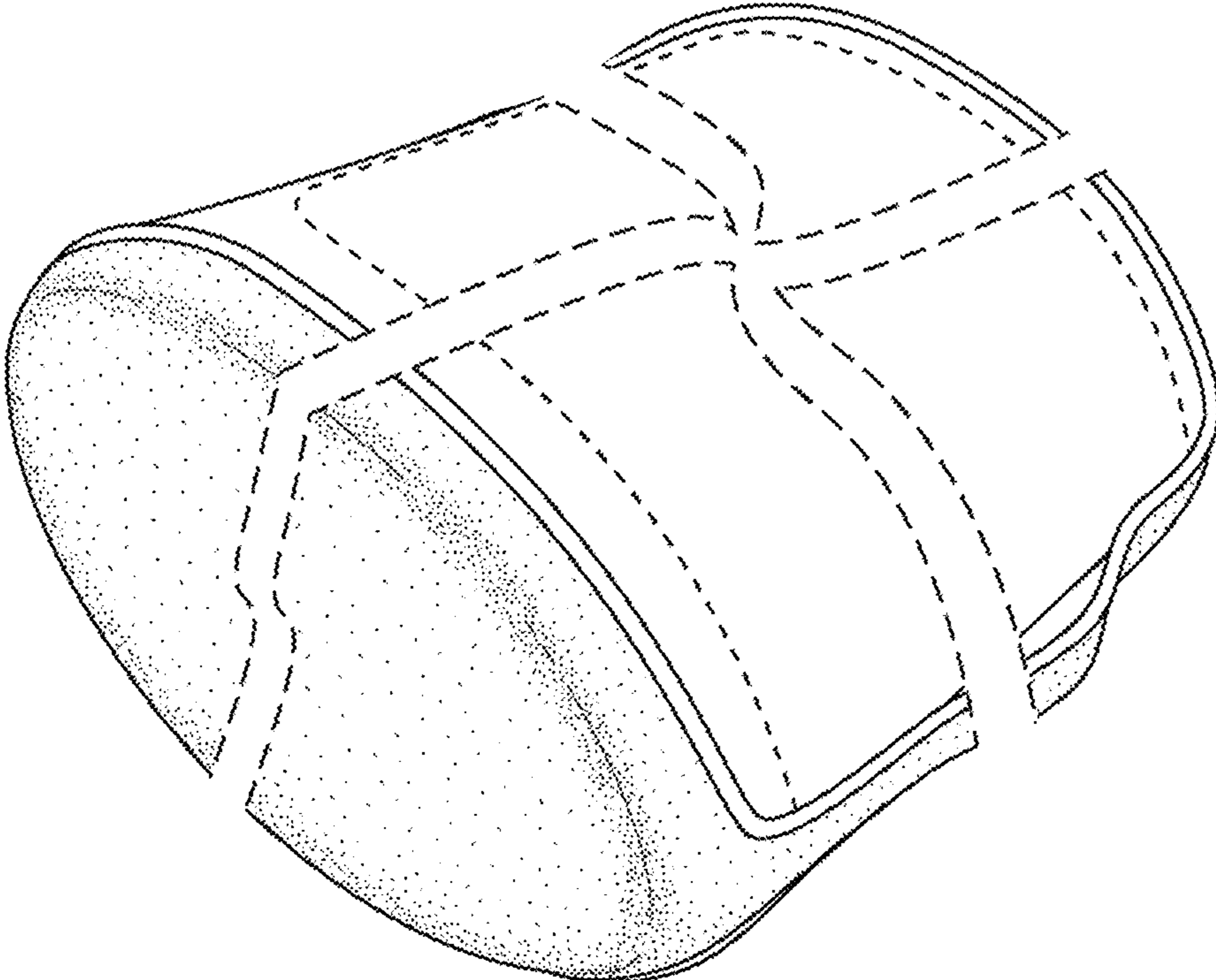


FIGURE 1

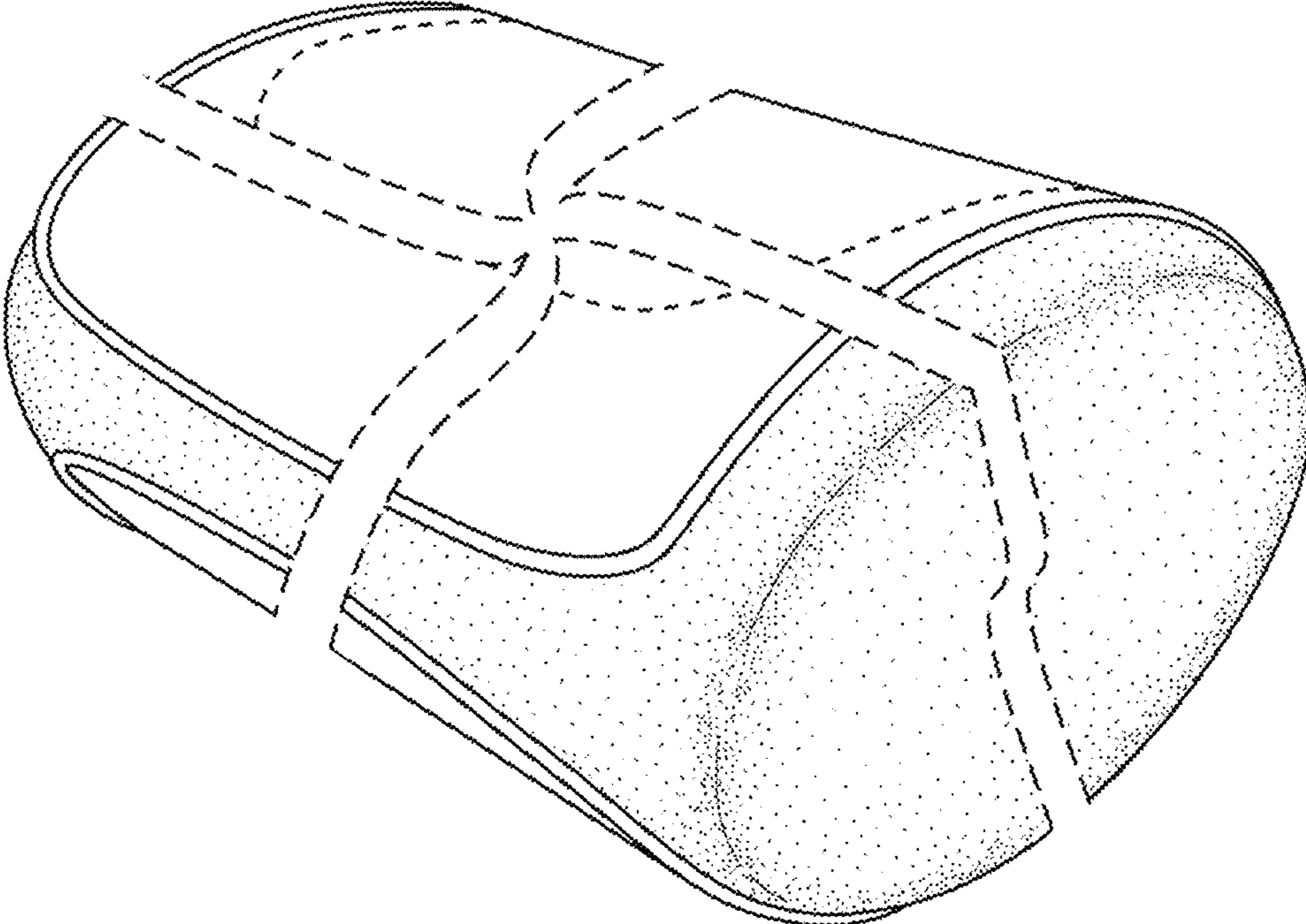


FIGURE 2

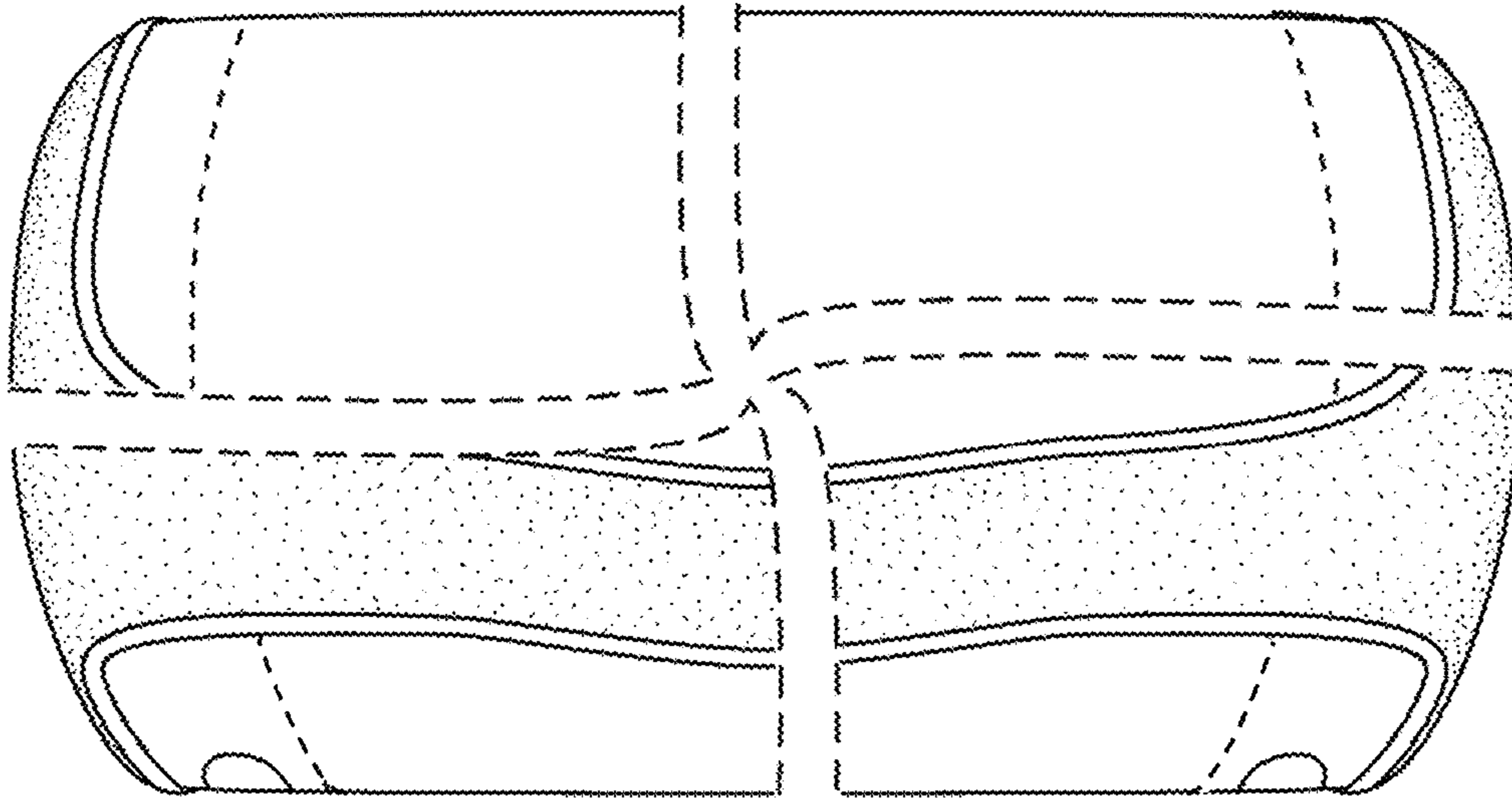


FIGURE 3

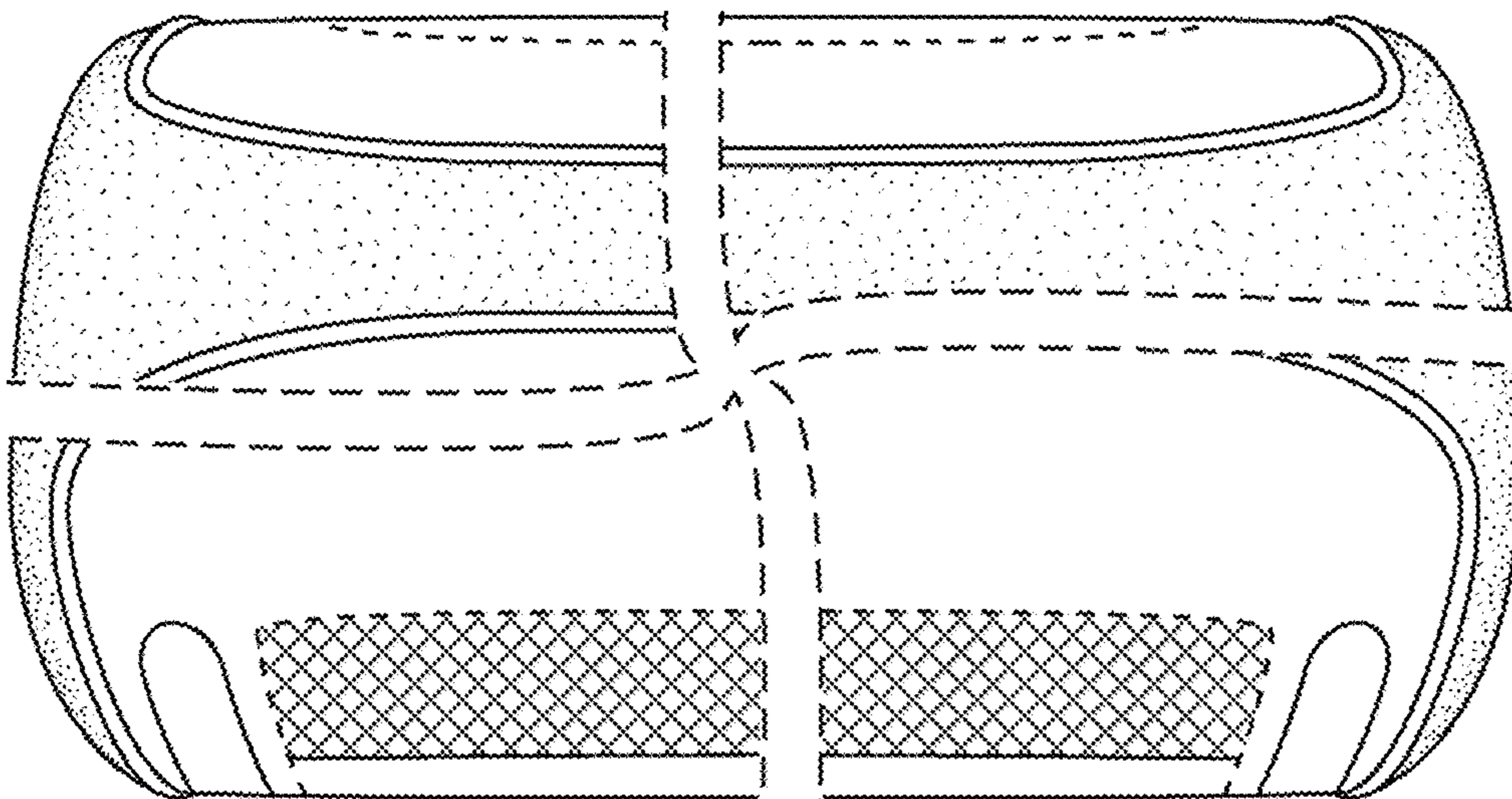


FIGURE 4

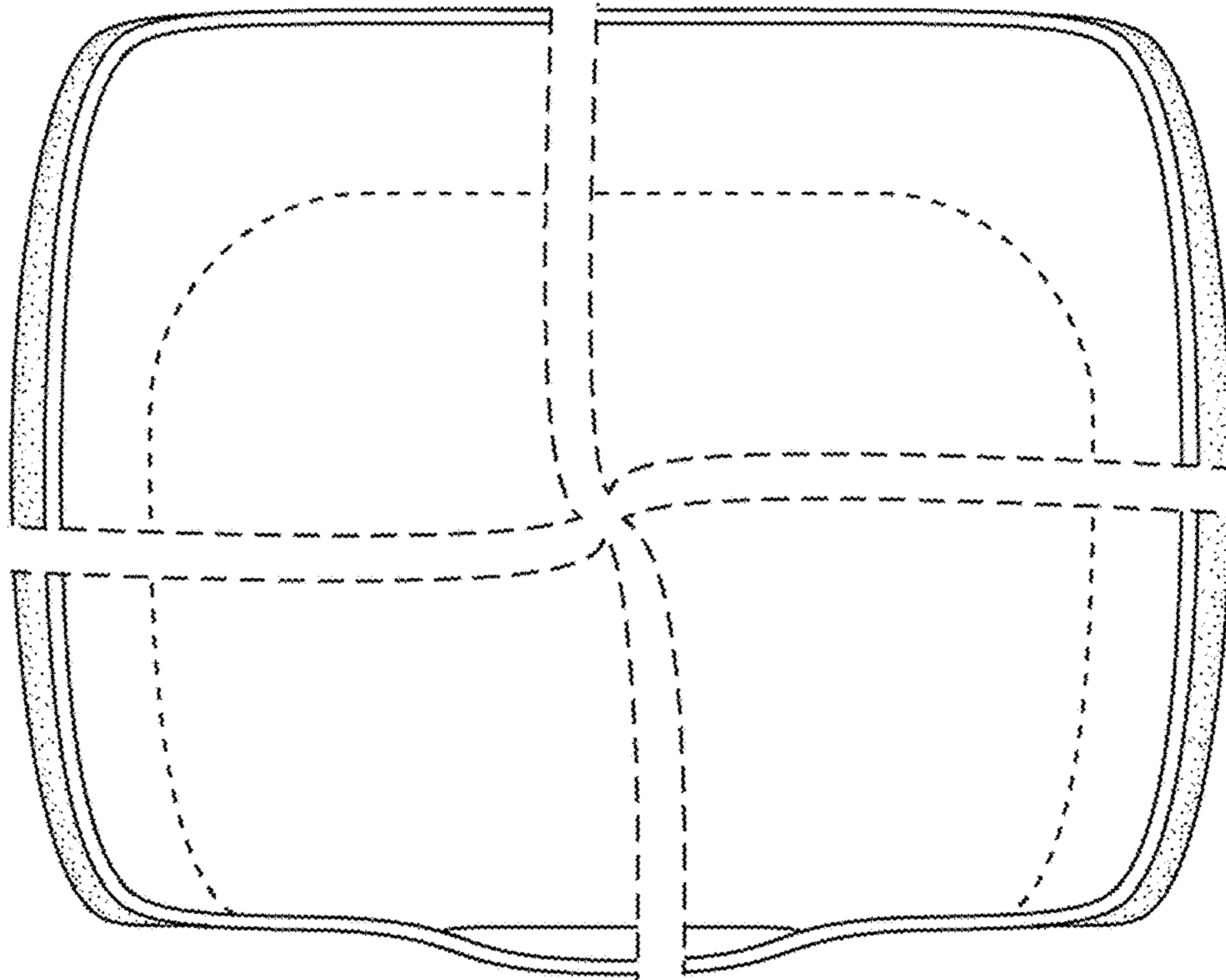


FIGURE 5

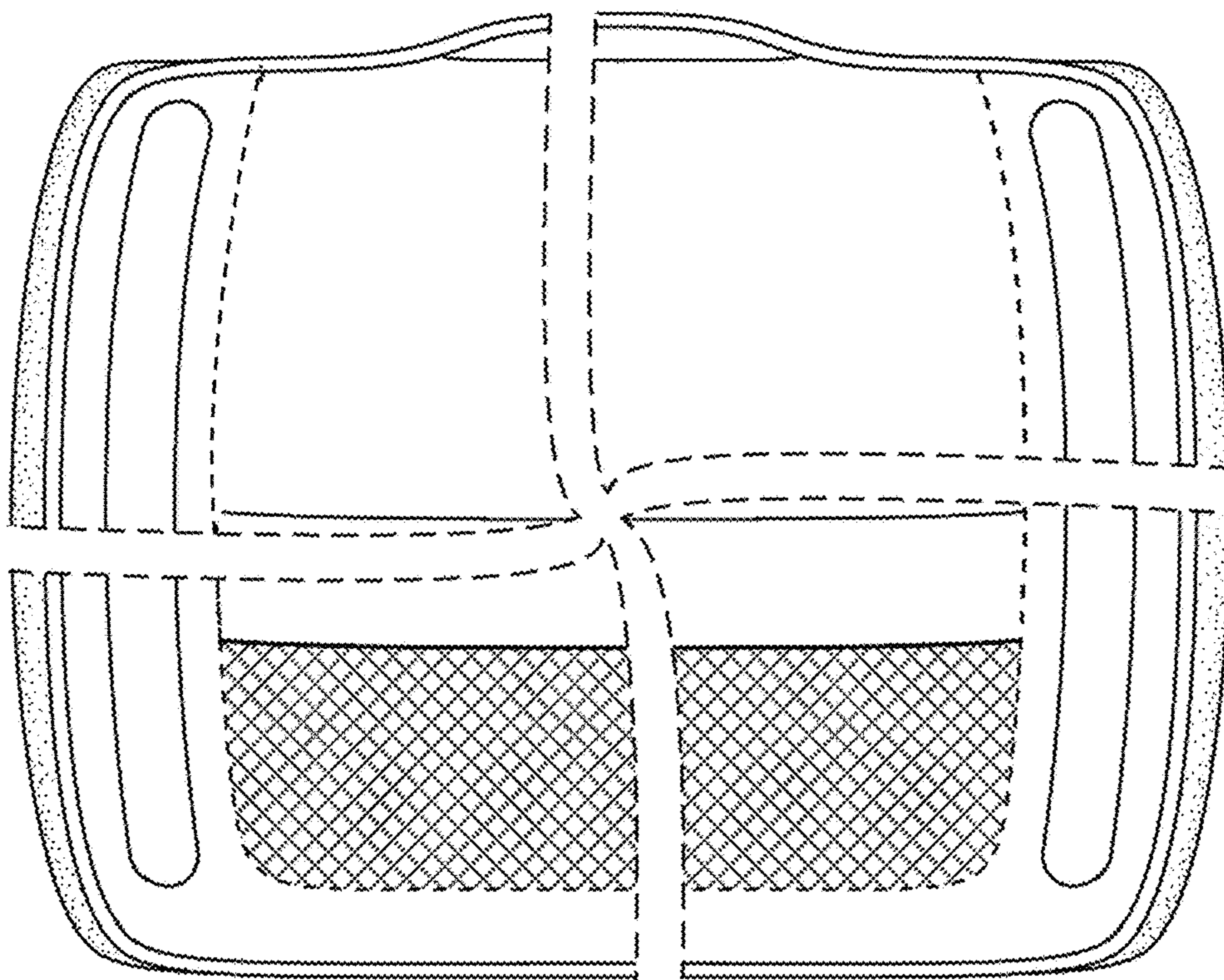


FIGURE 6

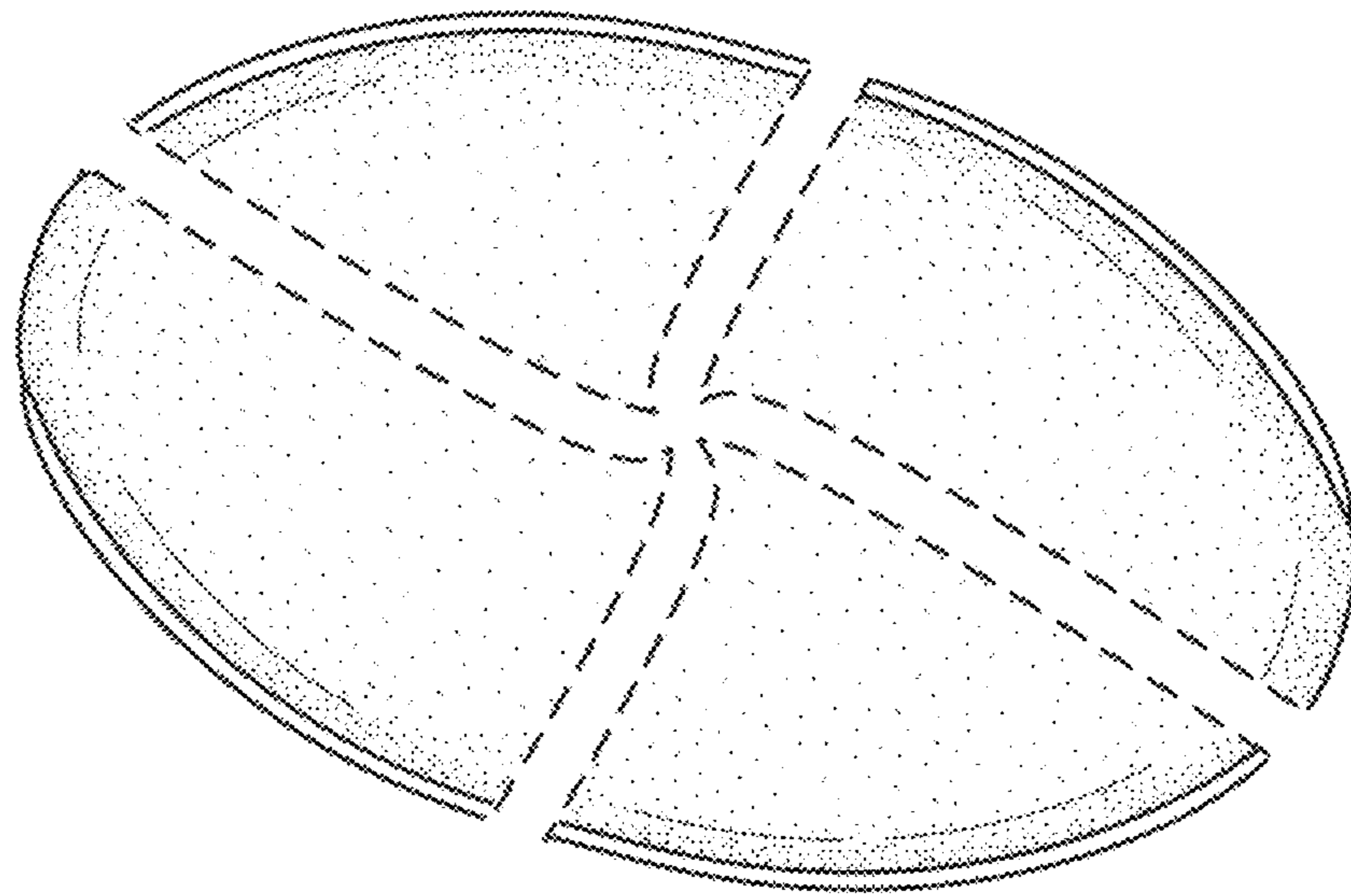


FIGURE 7