

US00D804825S

(12) **United States Design Patent** (10) **Patent No.:** **US D804,825 S**  
**Moon** (45) **Date of Patent:** **\*\* Dec. 12, 2017**

(54) **PANEL FOR A SUITCASE**

D771,950 S \* 11/2016 Lai ..... D3/321

(71) Applicant: **FTI GROUP (HOLDING) COMPANY LIMITED**, Grand Cayman (KY)

\* cited by examiner

*Primary Examiner* — Holly H Baynham

(74) *Attorney, Agent, or Firm* — Rabin & Berdo, P.C.

(72) Inventor: **Jerry Moon**, Taipei (TW)

(73) Assignee: **FTI GROUP (HOLDING) COMPANY LIMITED**, Grand Cayman (KY)

(57) **CLAIM**

The ornamental design of a panel for a suitcase, as shown and described.

(\*\*) Term: **15 Years**

(21) Appl. No.: **29/574,037**

(22) Filed: **Aug. 11, 2016**

**DESCRIPTION**

(51) **LOC (10) Cl.** ..... **03-01**

(52) **U.S. Cl.**

USPC ..... **D3/321**

(58) **Field of Classification Search**

USPC ..... D3/321, 273, 289, 294

CPC .. A45C 5/03; A45C 5/14; A45C 13/04; A45C 13/10; A45C 7/00

See application file for complete search history.

FIG. 1 is a perspective view of a panel for a suitcase showing my new design;

FIG. 2 is a front view thereof;

FIG. 3 is a rear view thereof;

FIG. 4 is a left side view thereof;

FIG. 5 is a right side view thereof;

FIG. 6 is a top view thereof;

FIG. 7 is a bottom view thereof; and,

FIG. 8 shows a perspective view of a panel for a suitcase, in use mode.

The broken lines showing portions of the luggage and luggage handle are for the purposes of illustrating environment and form no part of the claimed design.

(56) **References Cited**

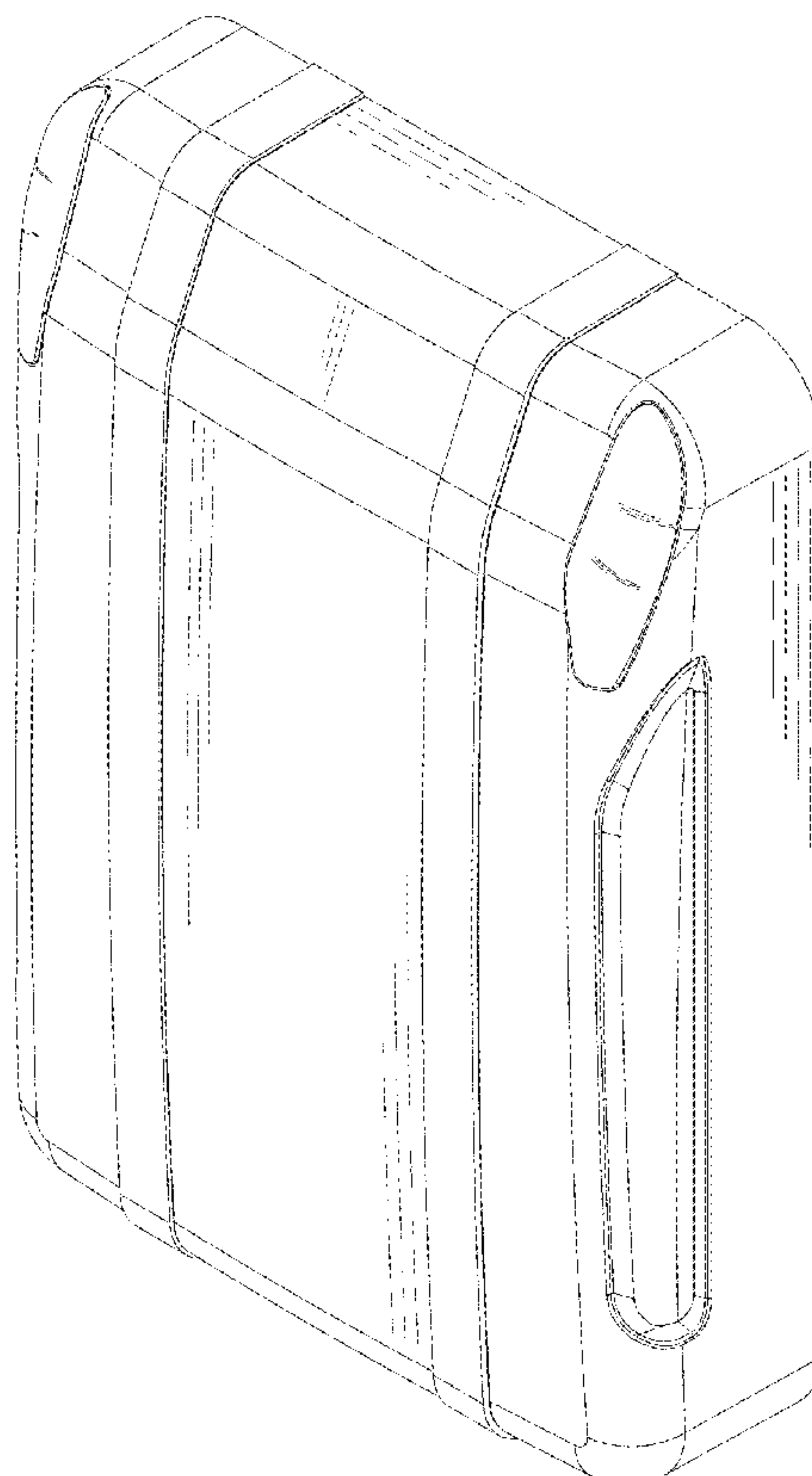
**U.S. PATENT DOCUMENTS**

D540,540 S \* 4/2007 Szyf ..... D3/279

D627,162 S \* 11/2010 Weng ..... D3/279

D675,016 S \* 1/2013 Van Overbeke ..... D3/273

**1 Claim, 6 Drawing Sheets**






FIG. 1

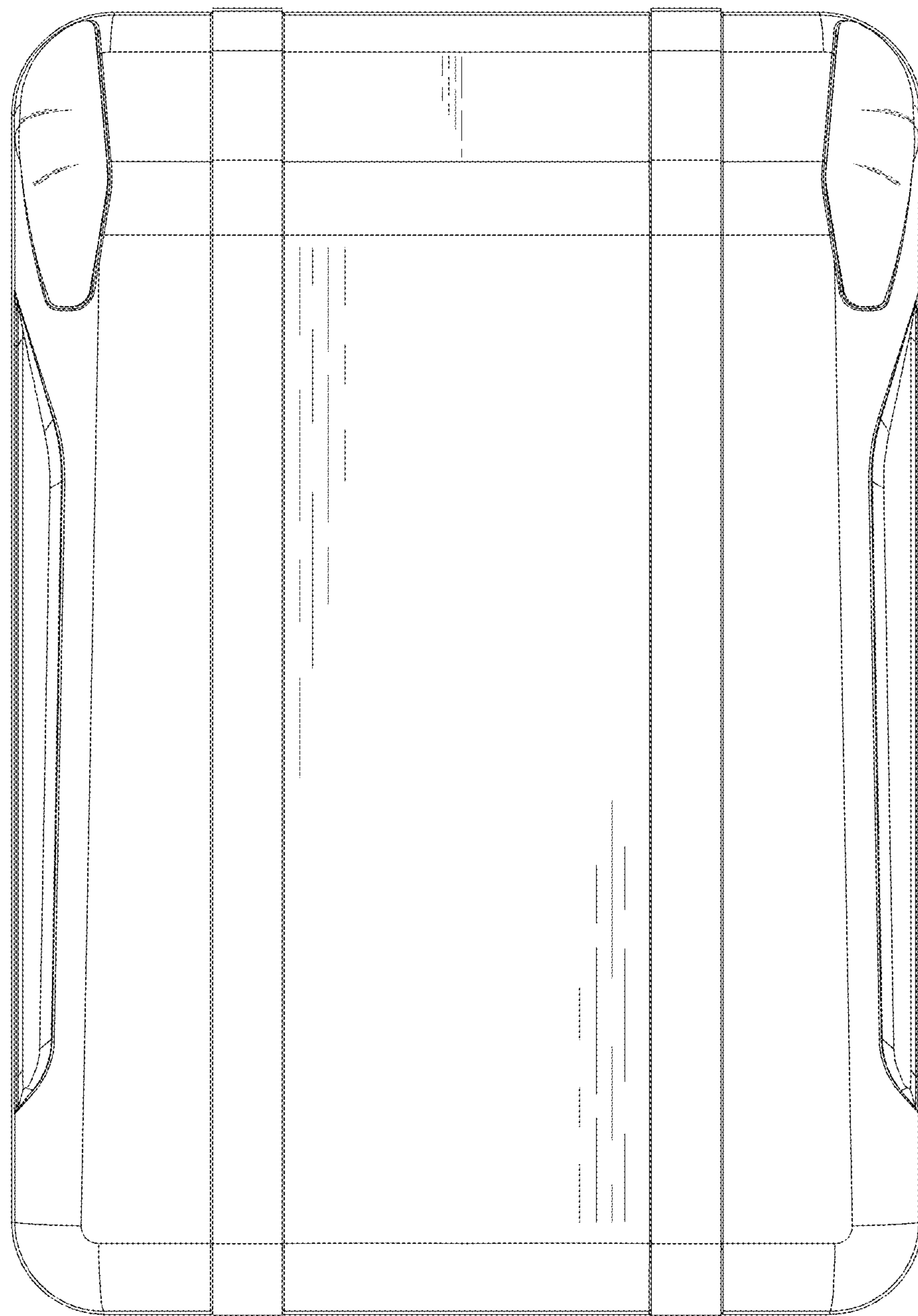


FIG. 2

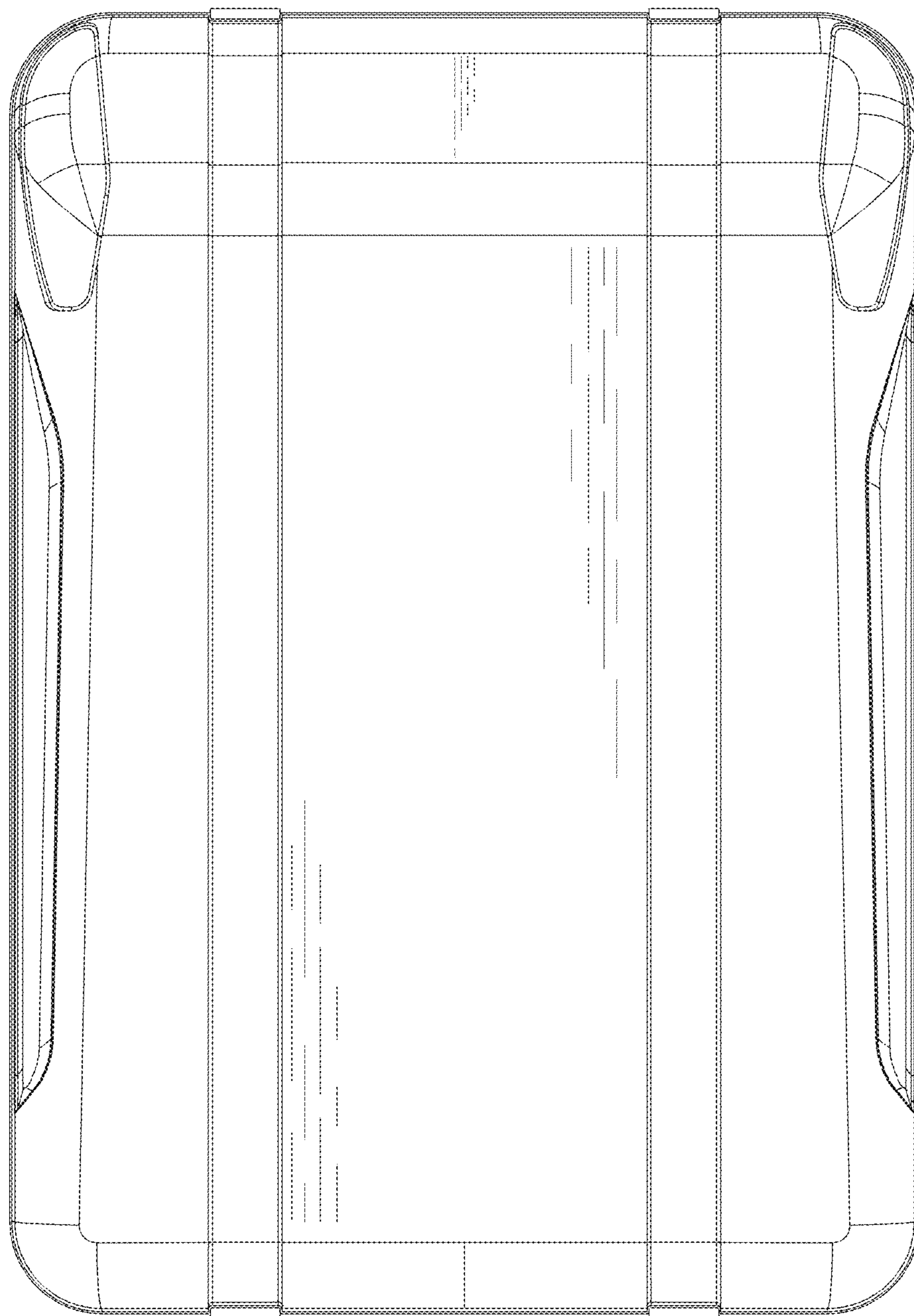


FIG. 3






FIG. 4




FIG. 5

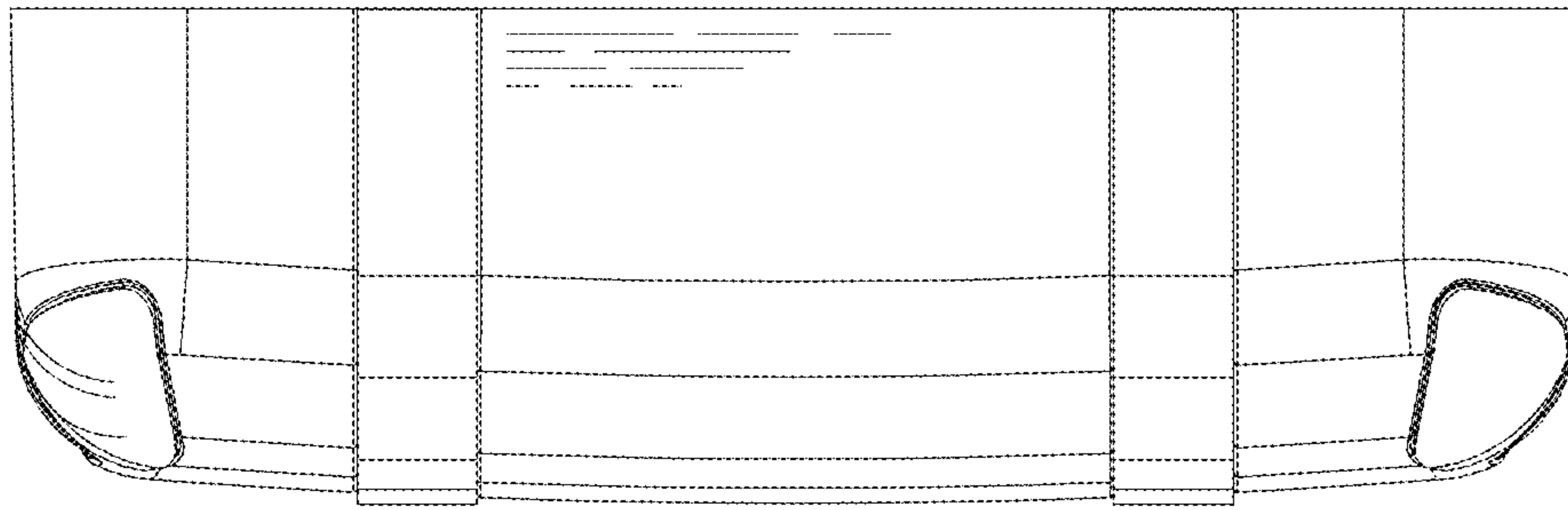


FIG. 6




FIG. 7

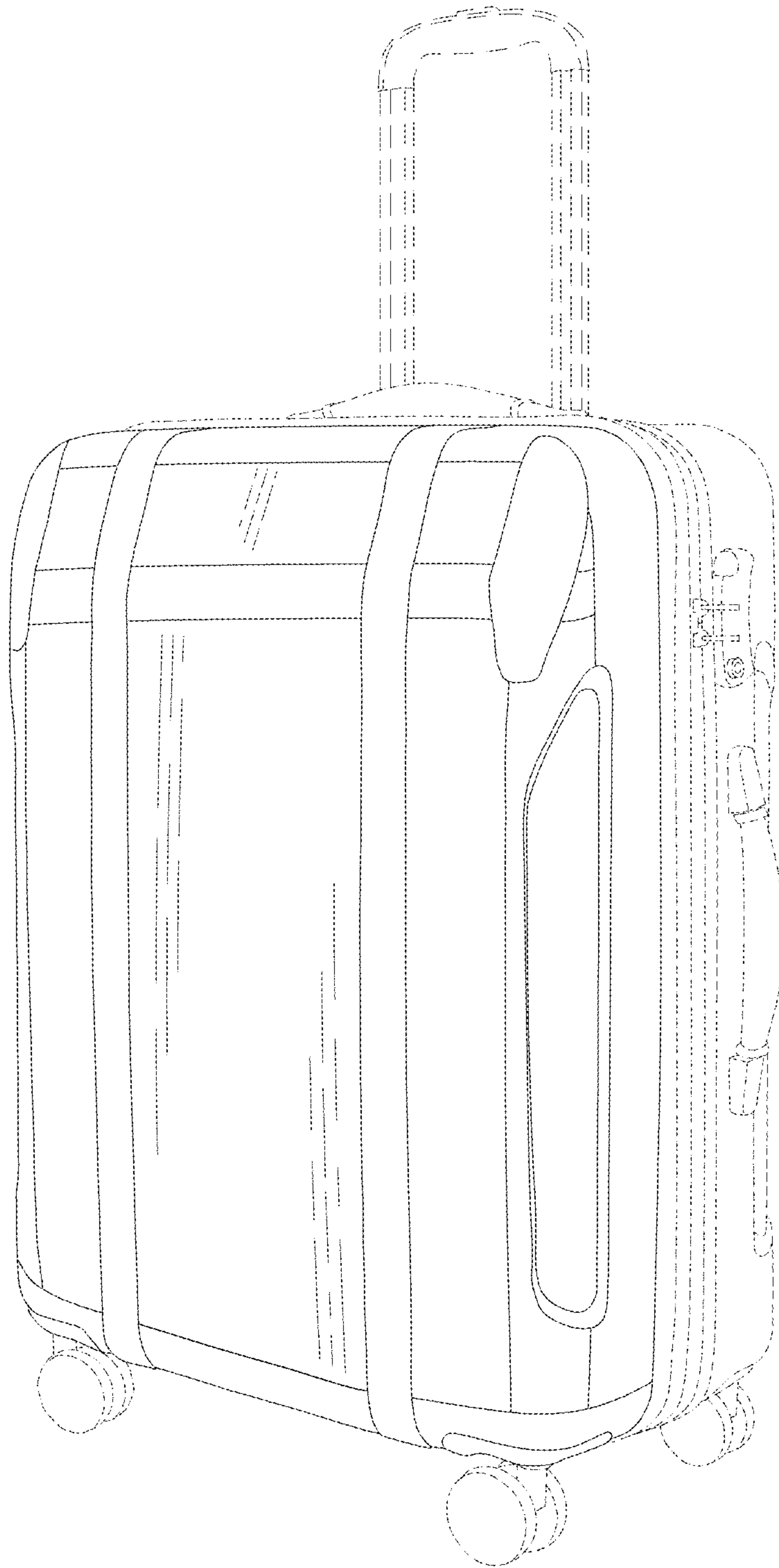


FIG. 8