



US00D804794S

(12) **United States Design Patent**
Charlesworth et al.

(10) **Patent No.:** **US D804,794 S**
(45) **Date of Patent:** **** Dec. 12, 2017**

(54) **INSOLE**

17/00; A43B 17/003; A43B 17/006; A43B
17/026; A43B 17/03; A43B 17/02; A43B
17/14

(71) Applicant: **Peacocks Orthotics Limited,**
Newcastle Upon Tyne (GB)

See application file for complete search history.

(72) Inventors: **Iain Charlesworth,** Northumberland
(GB); **Chris Pluse,** Elba Park (GB);
Jari Pallari, Newcastle upon Tyne
(GB)

(56) **References Cited**

U.S. PATENT DOCUMENTS

1,146,899	A *	7/1915	Parmelee	A43B 7/142 36/180
4,079,526	A *	3/1978	Fukuoka	A43B 1/0054 36/11.5
4,697,361	A *	10/1987	Ganter	A43B 13/186 36/28
5,996,254	A *	12/1999	Goven	A43B 17/035 36/153
D462,510	S *	9/2002	Goodrich	D2/961
D532,586	S *	11/2006	Birkenstock	D2/961
D541,511	S *	5/2007	Wu	D2/956
D602,238	S *	10/2009	Avent	D2/961
D718,025	S *	11/2014	Wert	D2/961

(Continued)

(**) Term: **15 Years**

(21) Appl. No.: **29/606,279**

(22) Filed: **Jun. 2, 2017**

Related U.S. Application Data

(62) Division of application No. 29/509,512, filed on Nov.
18, 2014, now Pat. No. Des. 791,456.

(51) **LOC (10) Cl.** **02-04**

(52) **U.S. Cl.**
USPC **D2/961**

(58) **Field of Classification Search**

USPC D2/896, 946, 947, 949, 950, 961, 968;
36/83, 88, 89, 91, 92, 93, 25 R, 28, 29,
36/30 R, 30 A, 32 R, 34 R, 34 A, 43, 44,
36/145, 153, 154, 155; D24/124, 126
CPC A43B 7/14; A43B 7/1405; A43B 7/141;
A43B 7/1415; A43B 7/142; A43B
7/1425; A43B 7/143; A43B 7/1435; A43B
7/144; A43B 7/145; A43B 7/1455; A43B
7/146; A43B 7/1465; A43B 7/1475; A43B
7/148; A43B 7/1485; A43B 7/149; A43B
7/28; A43B 7/30; A43B 7/32; A43B
13/00; A43B 13/02; A43B 13/04; A43B
13/14; A43B 13/141; A43B 13/40; A43B
13/38; A43B 9/00; A43B 9/125; A43B

Primary Examiner — Elizabeth J Oswecki

(74) *Attorney, Agent, or Firm* — Abelman, Frayne &
Schwab

(57) **CLAIM**

The ornamental design for an insole, as shown and
described.

DESCRIPTION

This application also corresponds to UK Design Registration
No. 4,032,861 registered 19 Nov. 2013 which is incorpor-
ated herein by reference in its entirety and made a part of
this application.

FIG. 1 is a top plan view of an insole, showing our new
design;

FIG. 2 is a front elevation view thereof;

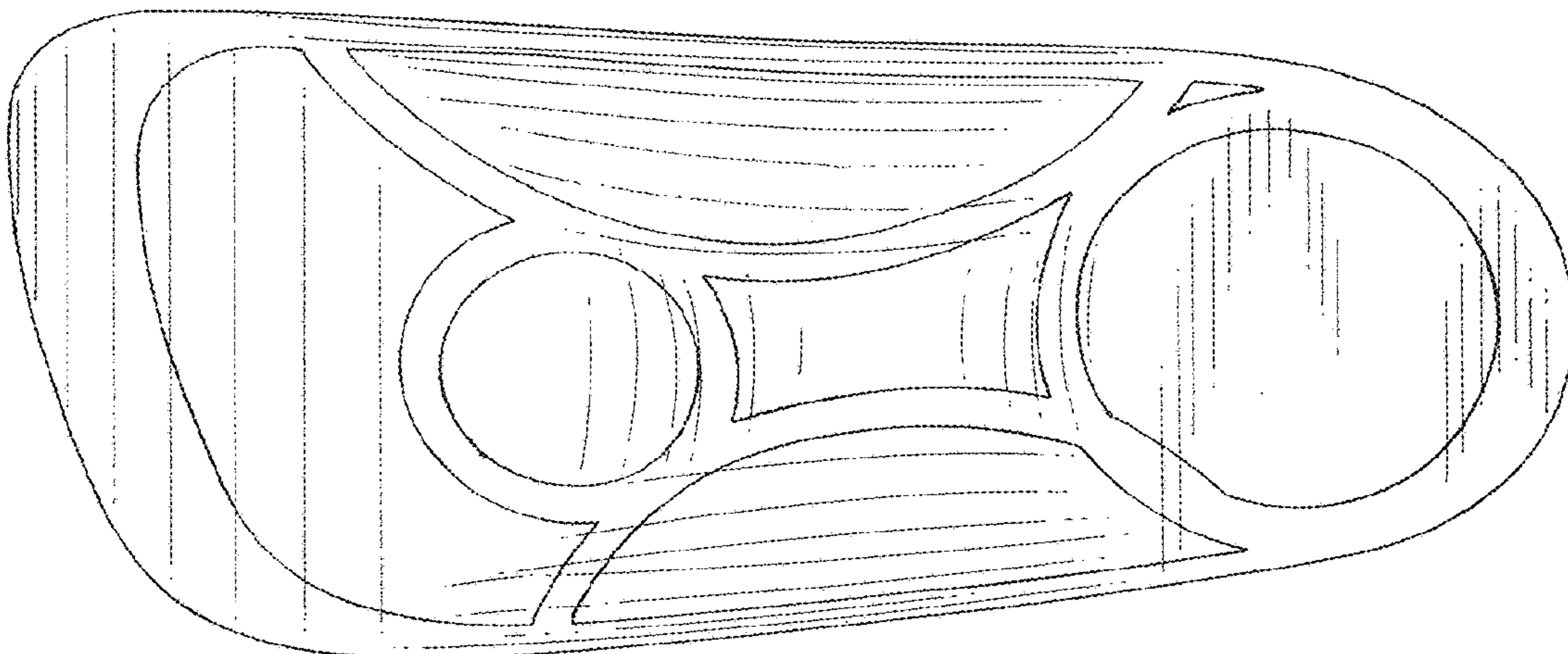
FIG. 3 is a left side elevation view thereof;

FIG. 4 is a right side elevation view thereof;

FIG. 5 is a rear elevation view thereof; and,

FIG. 6 is a bottom plan view thereof.

1 Claim, 3 Drawing Sheets



(56)

References Cited

U.S. PATENT DOCUMENTS

D718,028 S *	11/2014	Appel	D2/961
D721,880 S *	2/2015	Finn	D2/961
D729,509 S *	5/2015	Lee	D2/961
D736,510 S *	8/2015	Basile	D2/961
D750,879 S *	3/2016	Klein	D2/961
D762,053 S *	7/2016	Takahashi	D2/961
D791,456 S *	7/2017	Charlesworth	D2/961
2004/0025376 A1 *	2/2004	Grisoni	A43B 7/141 36/44
2004/0118017 A1 *	6/2004	Dalton	A43B 7/142 36/44

* cited by examiner

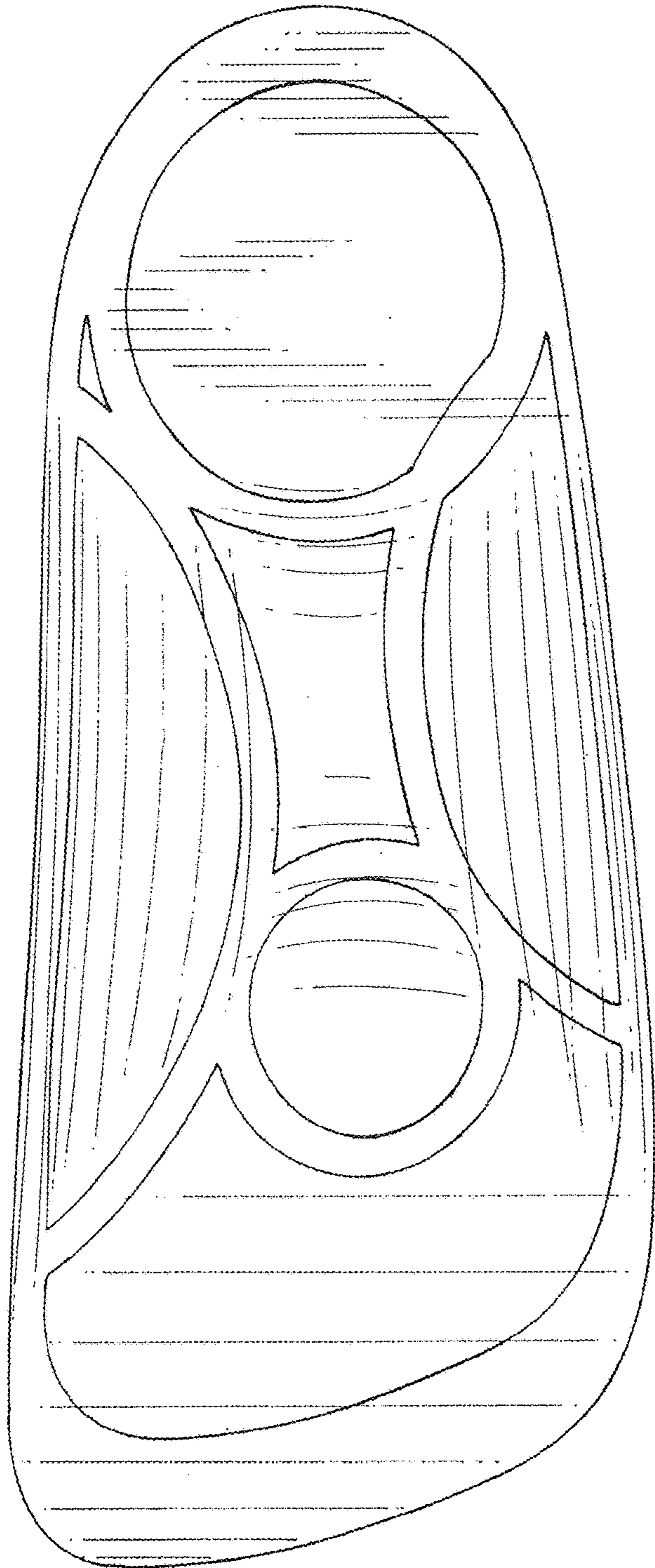


FIG. 1

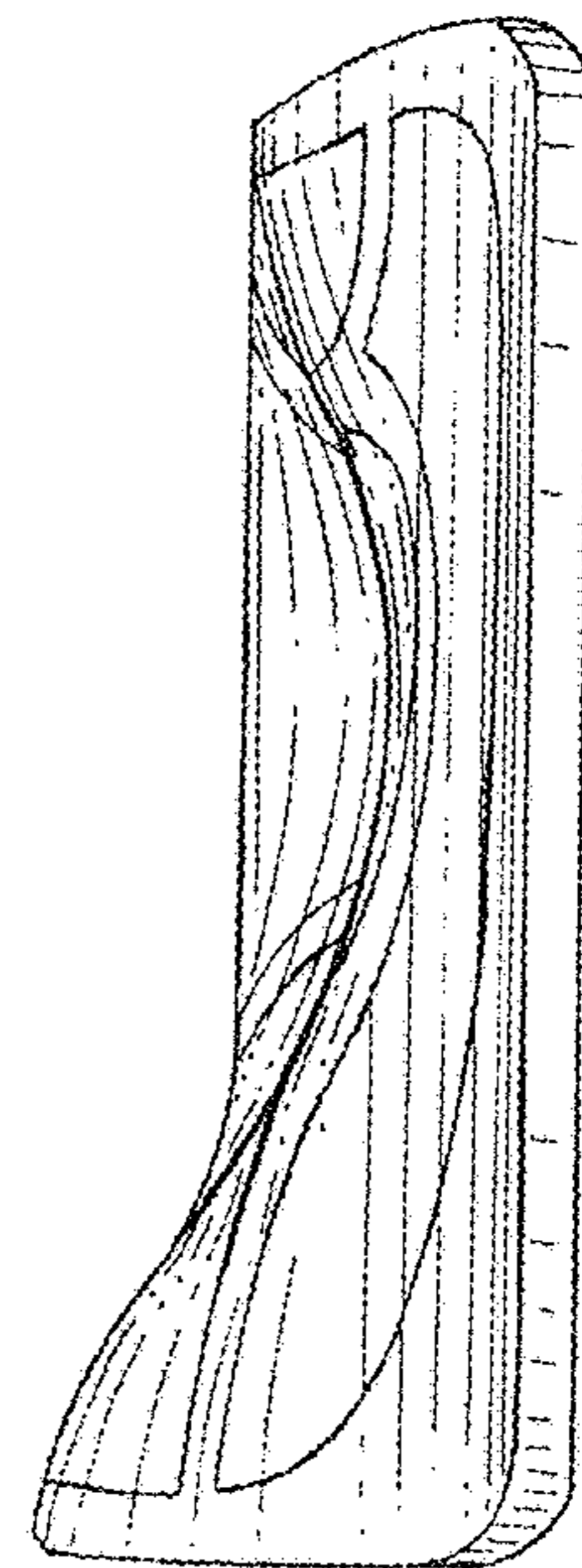


FIG. 2

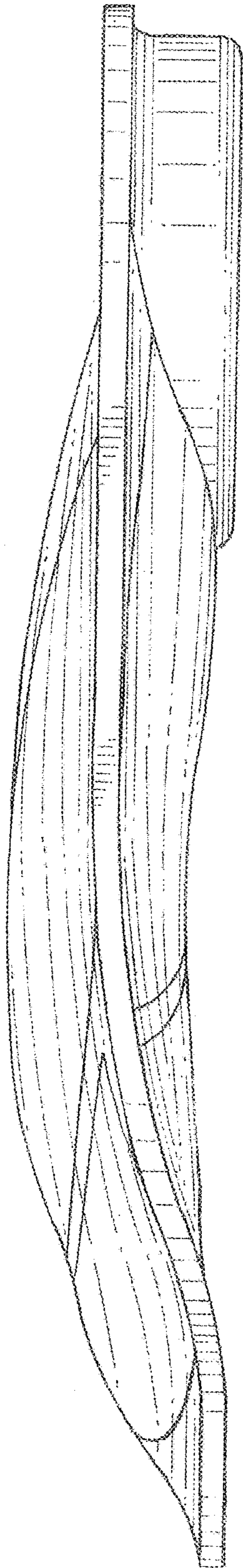


FIG. 3




FIG. 4

FIG. 5

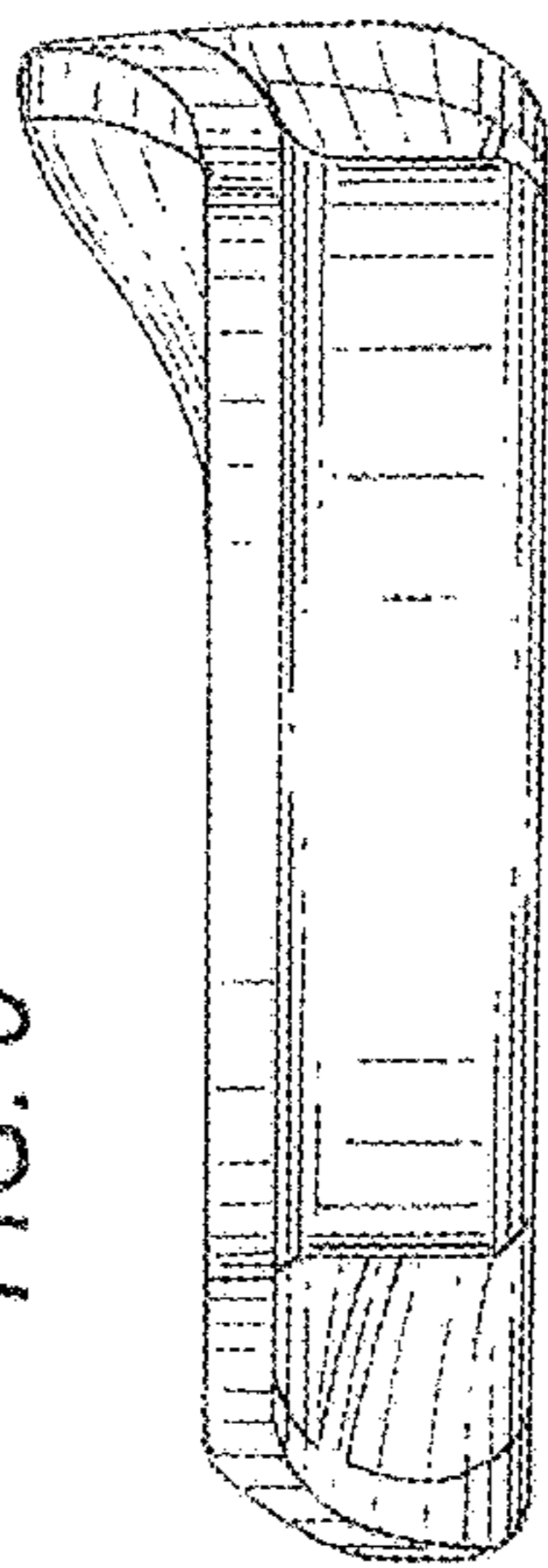


FIG. 6

