



US00D804785S

(12) **United States Design Patent** (10) **Patent No.:** **US D804,785 S**
Ringholz (45) **Date of Patent:** **** Dec. 12, 2017**

(54) **SHOE**
(71) Applicant: **Plae, Inc.**, San Francisco, CA (US)
(72) Inventor: **Ryan Ringholz**, Mill Valley, CA (US)
(73) Assignee: **PLAE, INC.**, San Francisco, CA (US)
(**) Term: **15 Years**
(21) Appl. No.: **29/553,511**
(22) Filed: **Feb. 2, 2016**
(51) **LOC (10) Cl.** **02-04**
(52) **U.S. Cl.**
USPC **D2/916**
(58) **Field of Classification Search**
USPC D2/896-945
CPC A43B 21/00; A43B 21/02; A43B 21/025;
A43B 21/03; A43B 21/04; A43B 21/06;
A43B 21/08; A43B 21/18; A43B 21/20;
A43B 21/22; A43B 21/24; A43B 21/26;
A43B 21/265; A43B 21/28; A43B
21/285; A43B 21/30; A43B 21/32; A43B
21/36; A43B 21/37; A43B 21/38; A43B
21/39; A43B 21/40; A43B 21/42; A43B
21/433; A43B 21/437; A43B 21/44; A43B
21/45; A43B 21/46; A43B 21/47; A43B
21/48; A43B 21/50; A43B 21/51; A43B
21/52; A43B 21/54
See application file for complete search history.

D698,532 S * 2/2014 Mochen D2/902
D734,015 S * 7/2015 Ringholz D2/969
D735,450 S * 8/2015 McInerney D2/900
D762,353 S * 8/2016 Sirius-El D2/907
2005/0252036 A1* 11/2005 Laska A43B 3/102
36/11.5

OTHER PUBLICATIONS

Clarks Women's Tuvia Melon Fisherman Sandal, posted at amazon.com, earliest date available Jan. 13, 2015, [online], acquired on Jun. 7, 2017. Available from Internet, <URL: https://www.amazon.com/Clarks-Womens-Tuvia-Melon-Synthetic/dp/B00MVDYC0S/ref=sr_1_6?ie=UTF8&qid=1499457509&sr=8-6&keywords=fisherman+sandals>.*
Dr. Scholl's Men's Gaston Fisherman Sandal, posted at amazon.com, earliest date available Nov. 5, 2010, [online], acquired on Jun. 7, 2017. Available from Internet, <URL: https://www.amazon.com/Dr-Scholls-Gaston-Fisherman-Sandal/dp/B004RMZ900/ref=sr_1_2?ie=UTF8&qid=1499457509&sr=8-2&keywords=fisherman+sandals>.*

* cited by examiner

Primary Examiner — Marianne Pandozzi
Assistant Examiner — Aula Soroush
(74) *Attorney, Agent, or Firm* — Wilmer Cutler Pickering Hale and Dorr LLP

(57) **CLAIM**

The ornamental design for a shoe, as shown and described.

DESCRIPTION

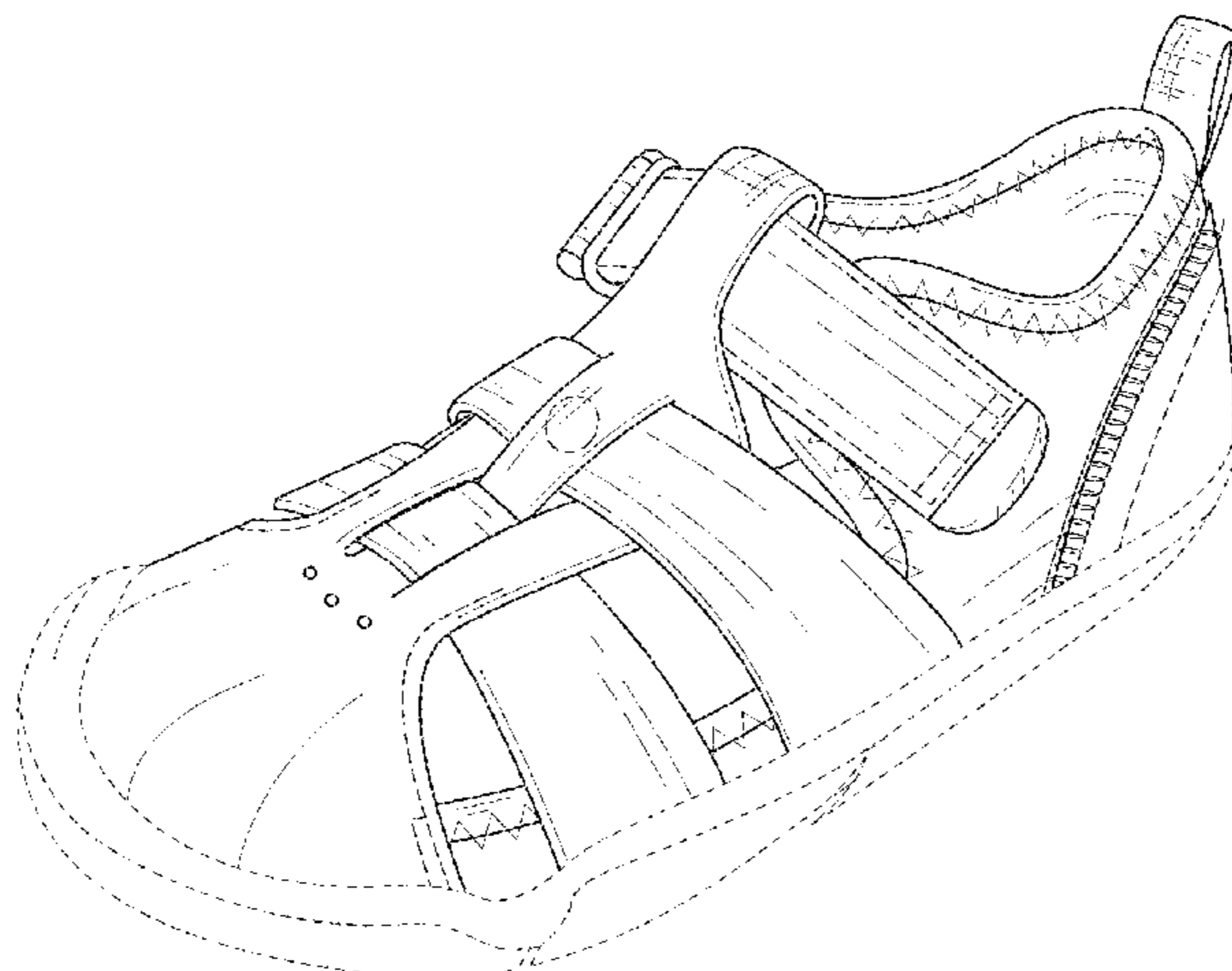
FIG. 1 is a perspective view of a shoe, showing my new design.
FIG. 2 is left side view of the shoe shown in FIG. 1.
FIG. 3 is a right side view of the shoe shown in FIG. 1.
FIG. 4 is a top view of the shoe shown in FIG. 1.
FIG. 5 is a front view of the shoe shown in FIG. 1; and,
FIG. 6 is a rear view of the shoe shown in FIG. 1.
The broken lines in the drawings illustrate portions of the shoe that form no part of the claimed design.

1 Claim, 5 Drawing Sheets

(56) **References Cited**

U.S. PATENT DOCUMENTS

D460,609 S * 7/2002 Belley D2/916
D540,018 S * 4/2007 Belley D2/903
D577,885 S * 10/2008 Banik D2/969
D593,299 S * 6/2009 St-Louis D2/969
D594,642 S * 6/2009 Hansen D2/916
D597,291 S * 8/2009 Banik D2/969
D600,437 S * 9/2009 Belley D2/969
D605,388 S * 12/2009 St-Louis D2/969
D605,389 S * 12/2009 Andersen D2/900
D605,841 S * 12/2009 Andersen D2/897



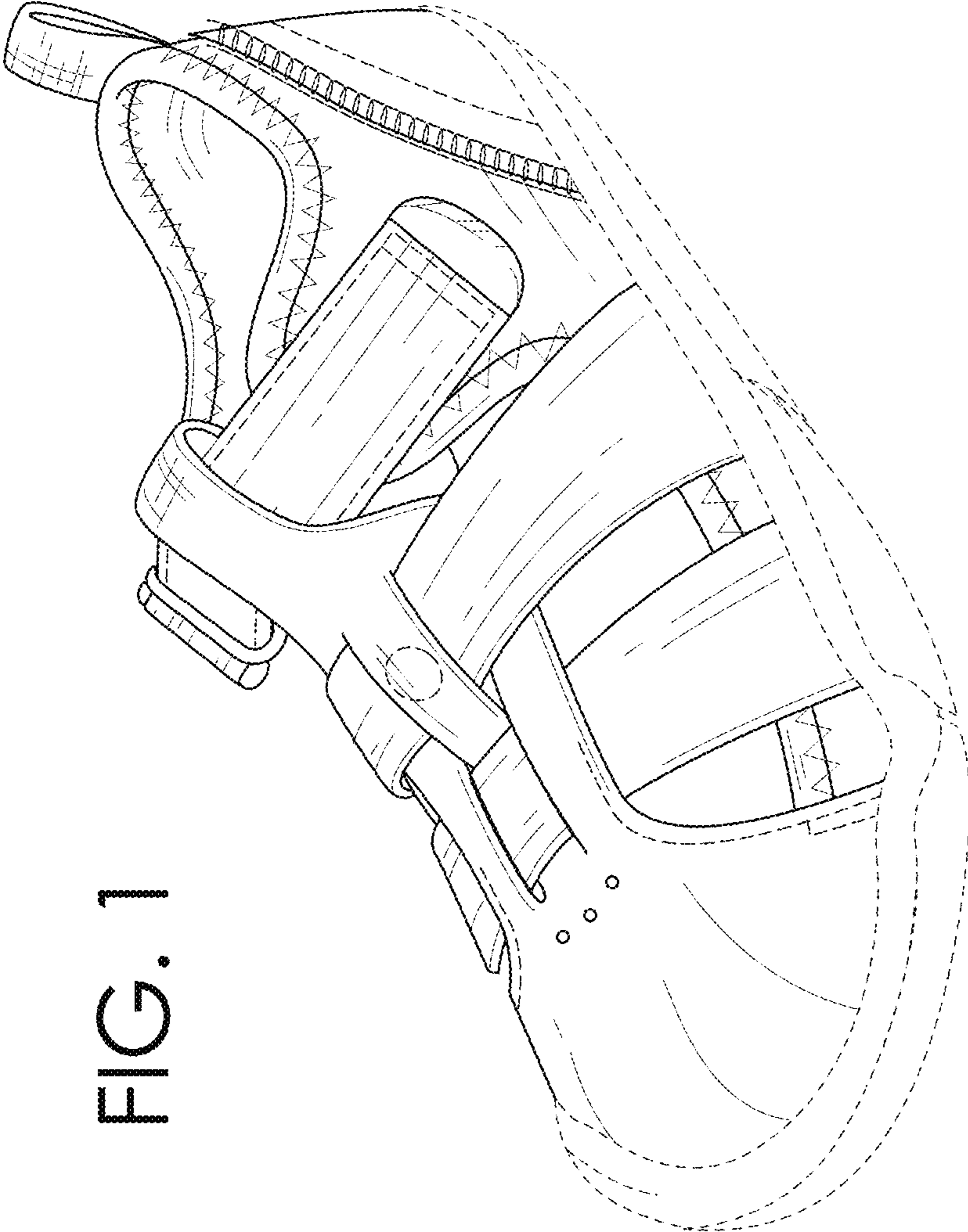


FIG. 1

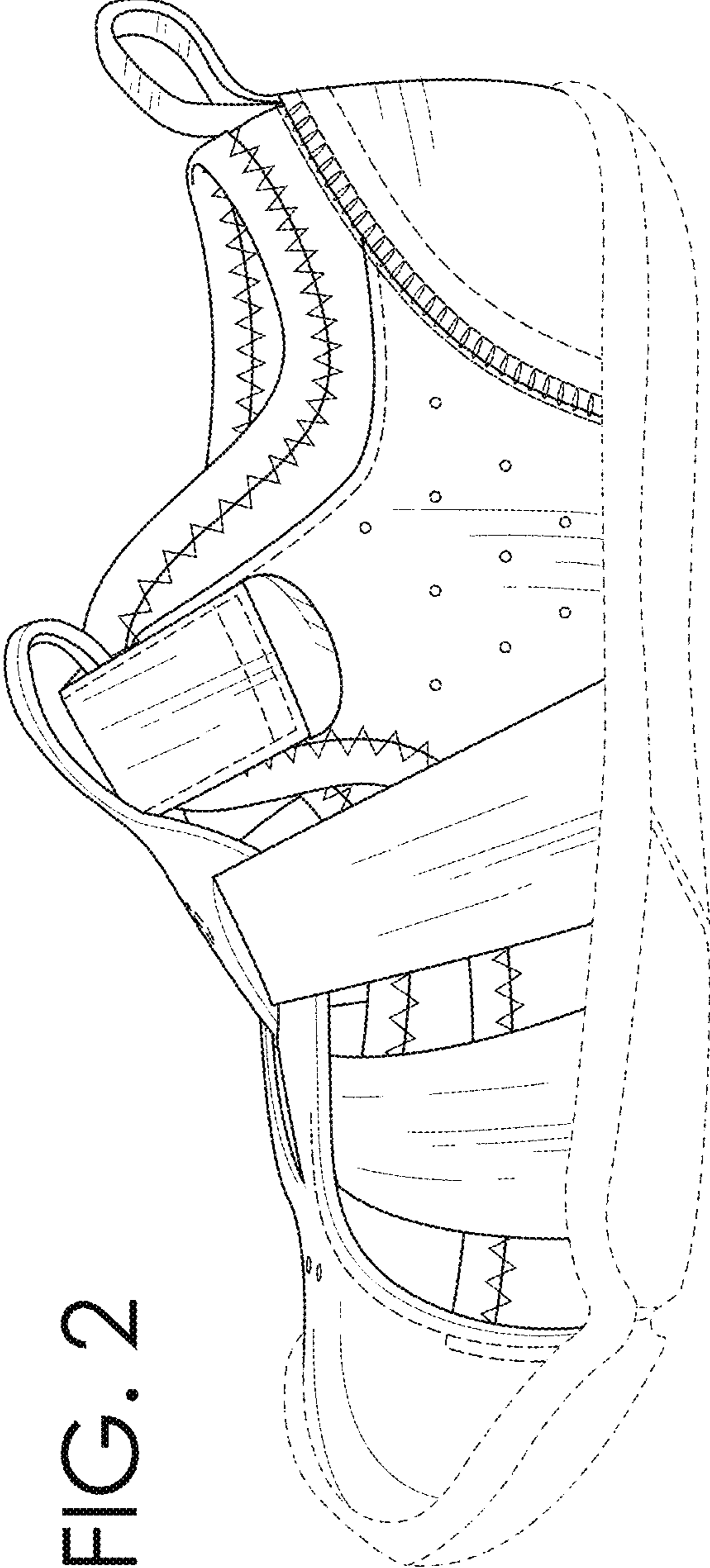


FIG. 2

FIG. 3

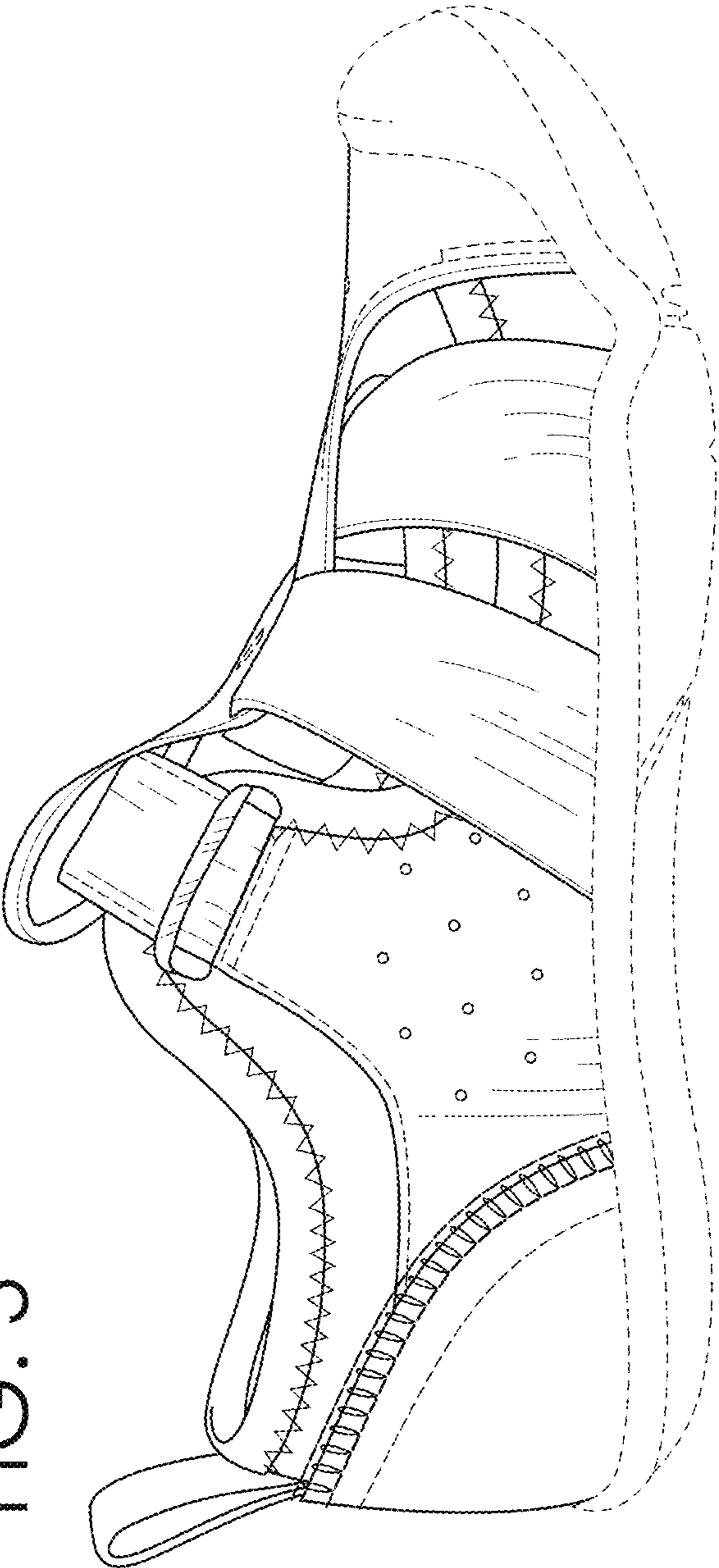


FIG. 4

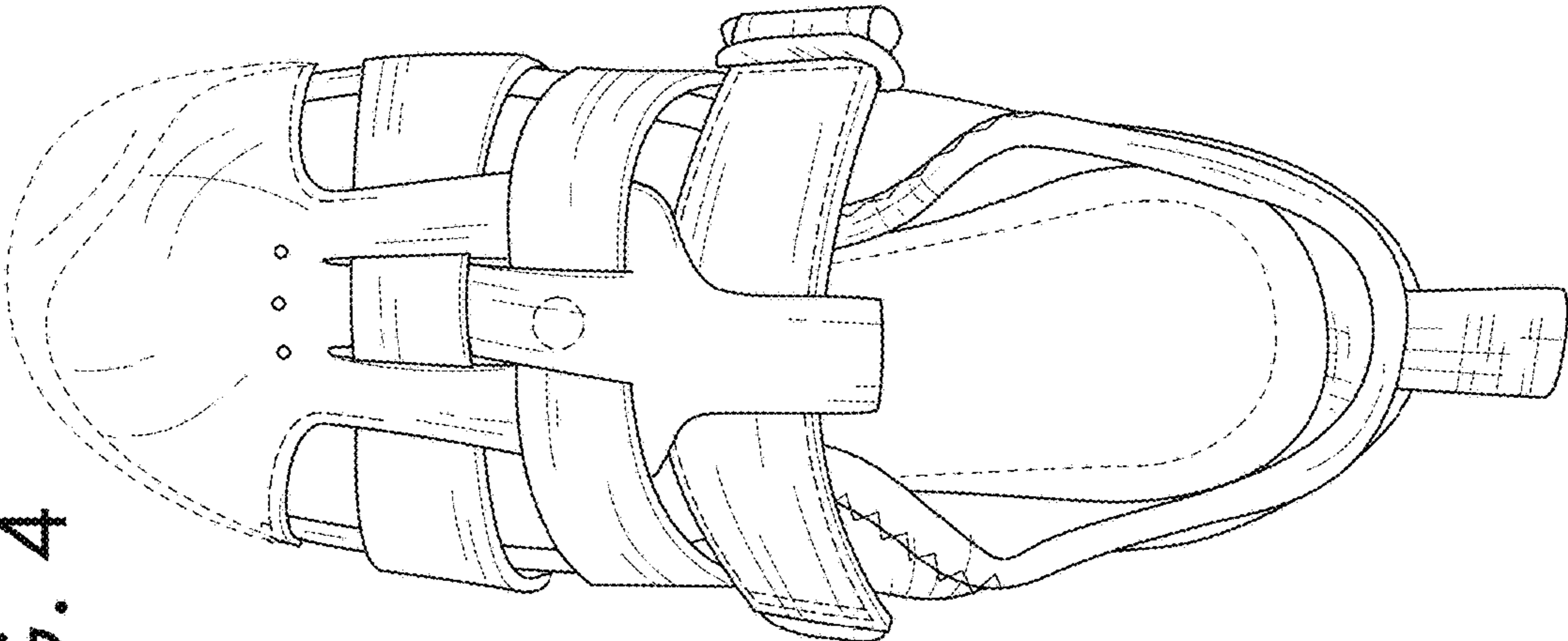


FIG. 6

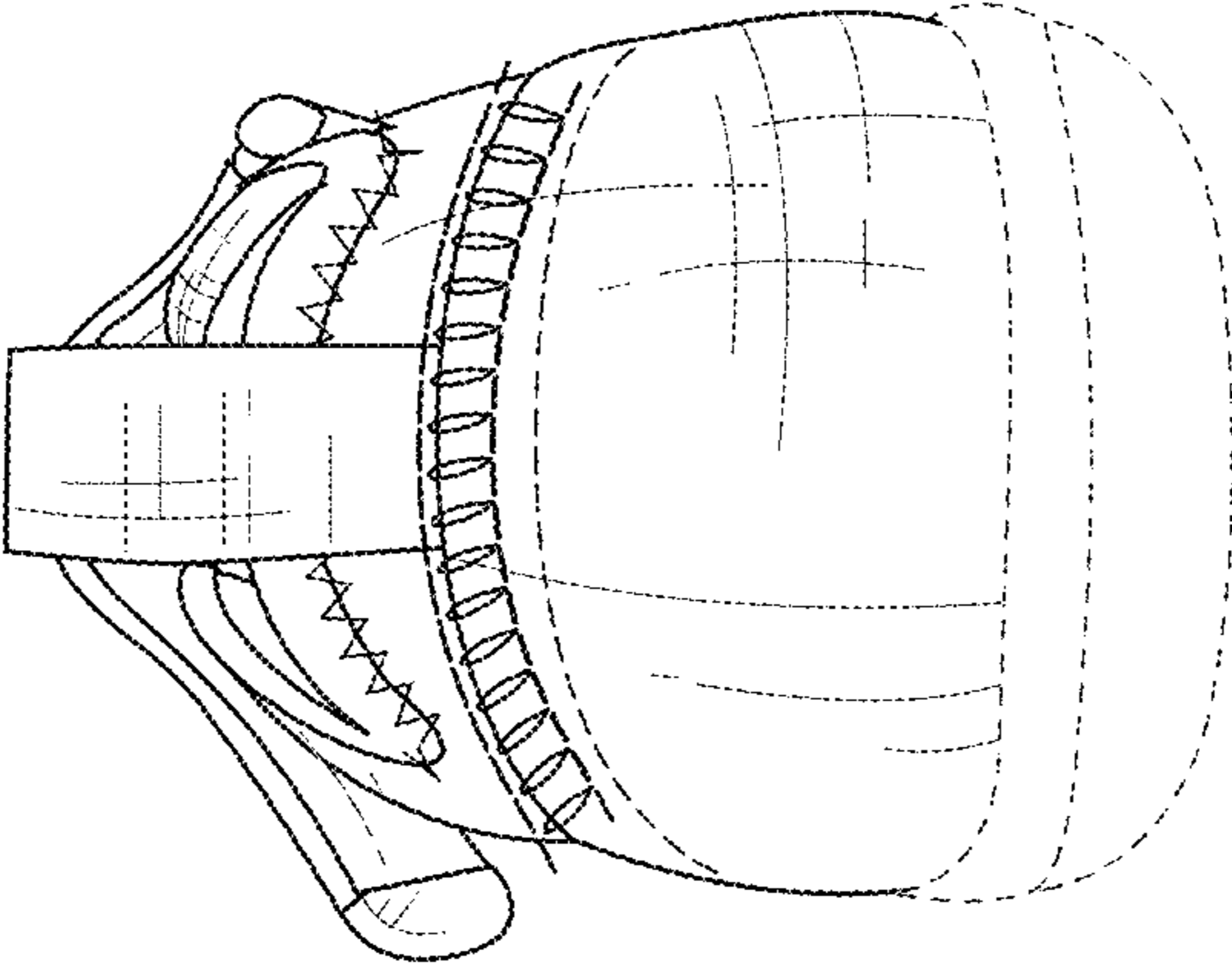


FIG. 5

