



US00D804781S

(12) **United States Design Patent** (10) **Patent No.:** **US D804,781 S**  
**Kositchiranant** (45) **Date of Patent:** **\*\* Dec. 12, 2017**

(54) **PANTS**

(71) Applicant: **NIKE, Inc.**, Beaverton, OR (US)

(72) Inventor: **Paridee Kositchiranant**, Portland, OR (US)

(73) Assignee: **NIKE, Inc.**, Beaverton, OR (US)

(\*\*) Term: **15 Years**

(21) Appl. No.: **29/549,080**

(22) Filed: **Dec. 18, 2015**

(51) **LOC (10) Cl.** ..... **02-02**

(52) **U.S. Cl.**  
USPC ..... **D2/731**

(58) **Field of Classification Search**  
USPC ..... D2/728, 731, 738, 742; 2/69  
(Continued)

(56) **References Cited**

**U.S. PATENT DOCUMENTS**

D402,786 S \* 12/1998 Fujii ..... D2/731  
D413,008 S \* 8/1999 Fujii ..... D2/731  
(Continued)

*Primary Examiner* — Wan Laymon

*Assistant Examiner* — Clint A Samuel

(74) *Attorney, Agent, or Firm* — Banner & Witcoff, Ltd.

(57) **CLAIM**

The ornamental design for pants, as shown and described.

**DESCRIPTION**

The patent or application file contains at least one drawing executed in color. Copies of this patent or patent application with color drawing(s) will be provided by the Office upon request and payment of the necessary fee.

FIG. 1 is a front left perspective view of the pants showing my new design;

FIG. 2 is a rear right perspective view thereof;

FIG. 3 is a front view thereof;

FIG. 4 is a rear view thereof;

FIG. 5 is a right side view thereof;

FIG. 6 is a left side view thereof;

FIG. 7 is a top view thereof;

FIG. 8 is a bottom view thereof;

FIG. 9 is a front left perspective view of an alternative embodiment of pants showing our new design;

FIG. 10 is a rear right perspective view thereof;

FIG. 11 is a front view thereof;

FIG. 12 is a rear view thereof;

FIG. 13 is a right side view thereof;

FIG. 14 is a left side view thereof;

FIG. 15 is a top view thereof;

FIG. 16 is a bottom view thereof;

FIG. 17 is a front left perspective view of an alternative embodiment of pants showing our new design;

FIG. 18 is a rear right perspective view thereof;

FIG. 19 is a front view thereof;

FIG. 20 is a rear view thereof;

FIG. 21 is a right side view thereof;

FIG. 22 is a left side view thereof;

FIG. 23 is a top view thereof;

FIG. 24 is a bottom view thereof;

FIG. 25 is a front left perspective view of an alternative embodiment of pants showing our new design;

FIG. 26 is a rear right perspective view thereof;

FIG. 27 is a front view thereof;

FIG. 28 is a rear view thereof;

FIG. 29 is a right side view thereof;


FIG. 30 is a left side view thereof;

FIG. 31 is a top view thereof; and,

FIG. 32 is a bottom view thereof.

The broken line showing in the drawings is included for the purpose of illustrating unclaimed portions of the pants and forms no part of the claimed design.

**1 Claim, 32 Drawing Sheets**  
**(32 of 32 Drawing Sheet(s) Filed in Color)**



(58) **Field of Classification Search**

CPC .. A41B 1/00; A41B 1/02; A41B 1/004; A41B  
1/005; A41D 1/00; A41D 1/06; A41D  
1/08; A41D 1/065

See application file for complete search history.

(56) **References Cited**

U.S. PATENT DOCUMENTS

D427,750	S	*	7/2000	Fujii	.....	D2/731
D460,602	S	*	7/2002	Tanaka	.....	D2/742
D465,078	S	*	11/2002	Tanaka	.....	D2/742
D465,315	S	*	11/2002	Tanaka	.....	D2/742
D465,900	S	*	11/2002	Tanaka	.....	D2/742
D466,674	S	*	12/2002	Tanaka	.....	D2/742
D513,830	S	*	1/2006	Ota	.....	D2/731
D517,280	S	*	3/2006	Ota	.....	D2/731
D744,198	S	*	12/2015	Hammer	.....	D2/742
D746,545	S	*	1/2016	Kositchiranant	.....	D2/742
D747,592	S	*	1/2016	Hammer	.....	D2/742
D750,348	S	*	3/2016	Hammer	.....	D2/742
D759,349	S	*	6/2016	Zimmermann	.....	D2/742
D764,754	S	*	8/2016	McManus	.....	D2/742
D765,346	S	*	9/2016	Harris	.....	D2/742
D774,731	S	*	12/2016	Harris	.....	D2/742
2012/0210487	A1	*	8/2012	Albin	.....	A41D 13/0015

2/69

\* cited by examiner






**FIG. 1**




**FIG. 2**





**FIG. 3**



**FIG. 4**



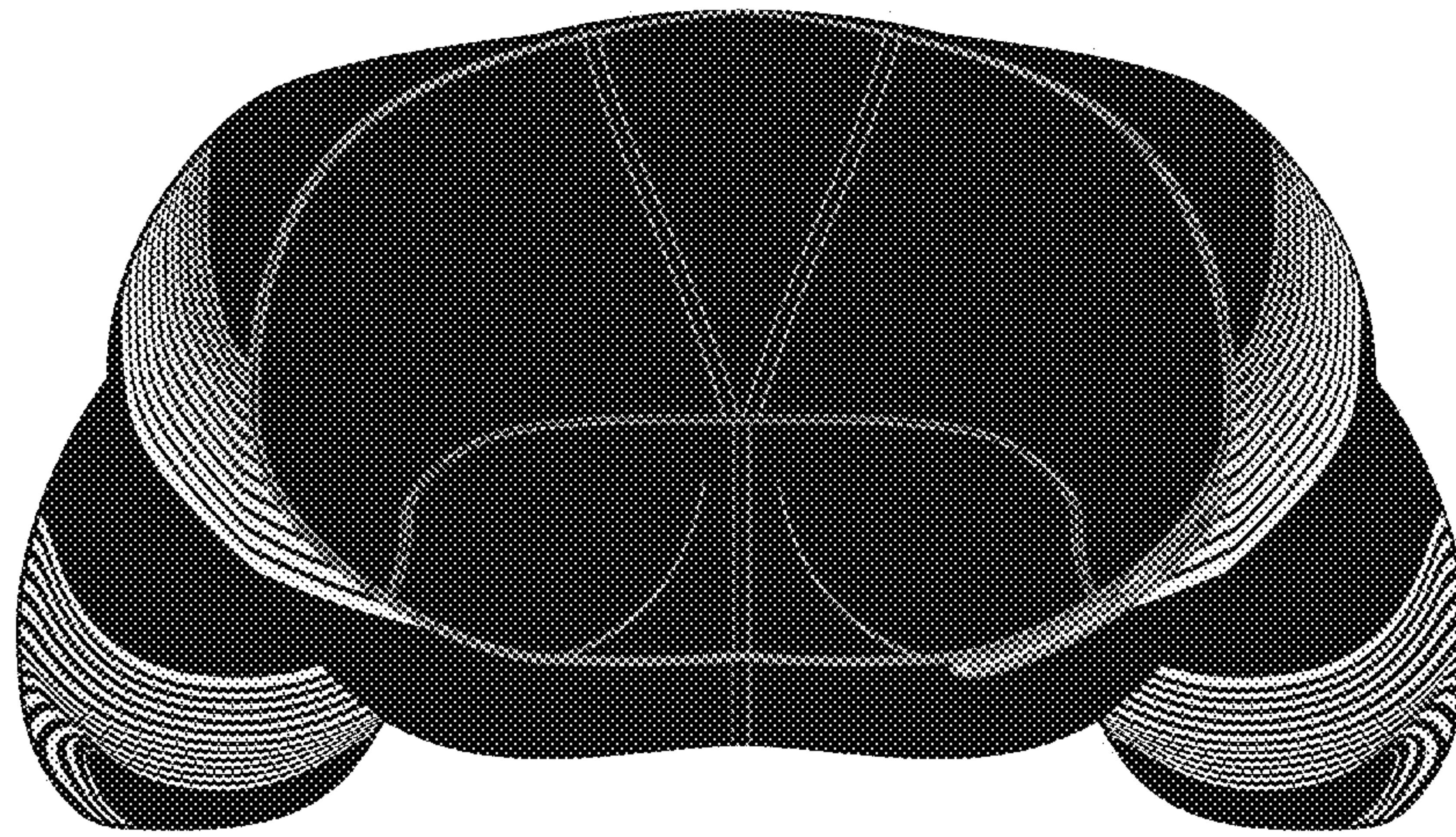


**FIG. 5**

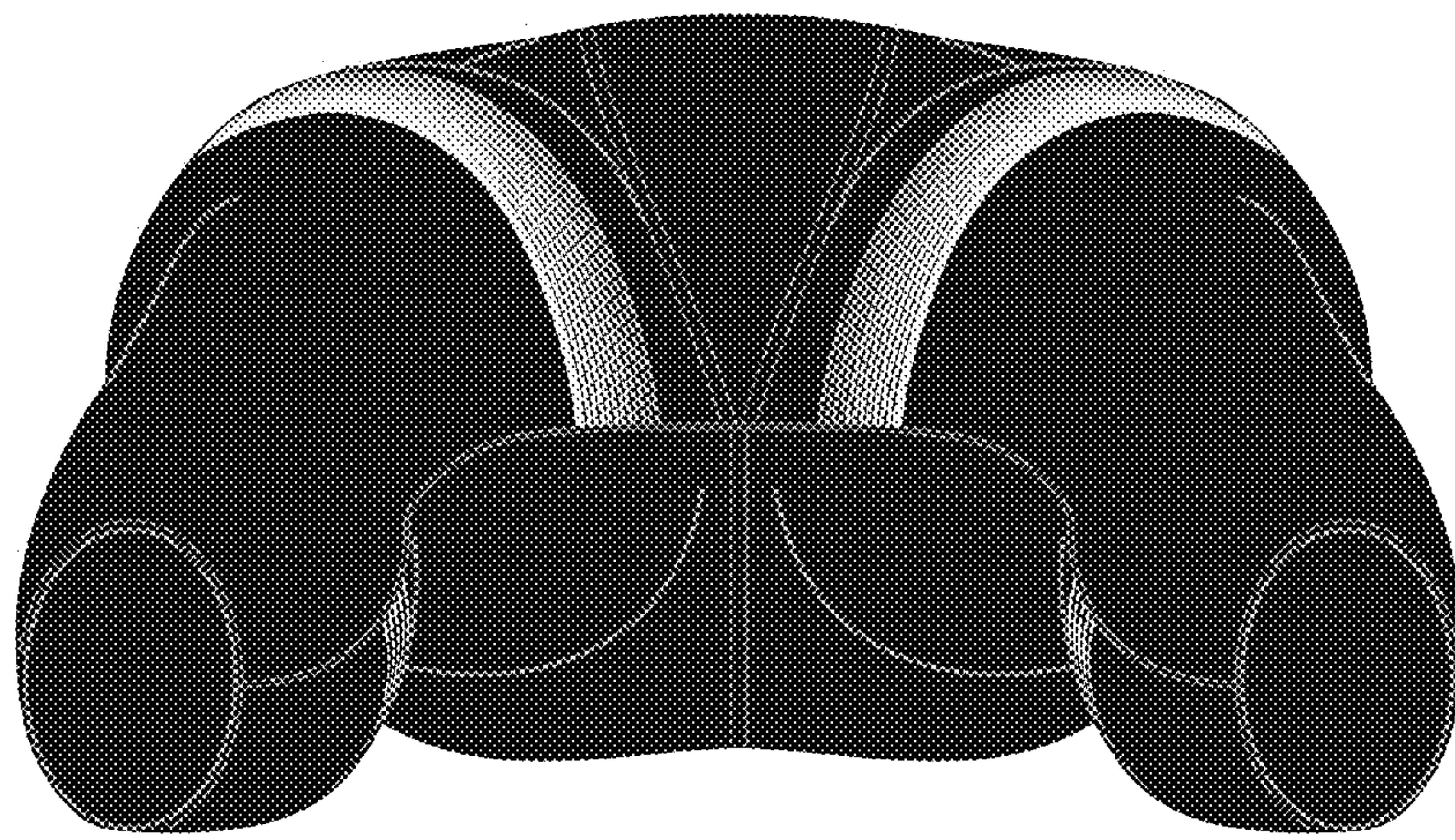


**FIG. 6**





**FIG. 7**



**FIG. 8**






**FIG. 9**






**FIG. 10**





**FIG. 11**






**FIG. 12**



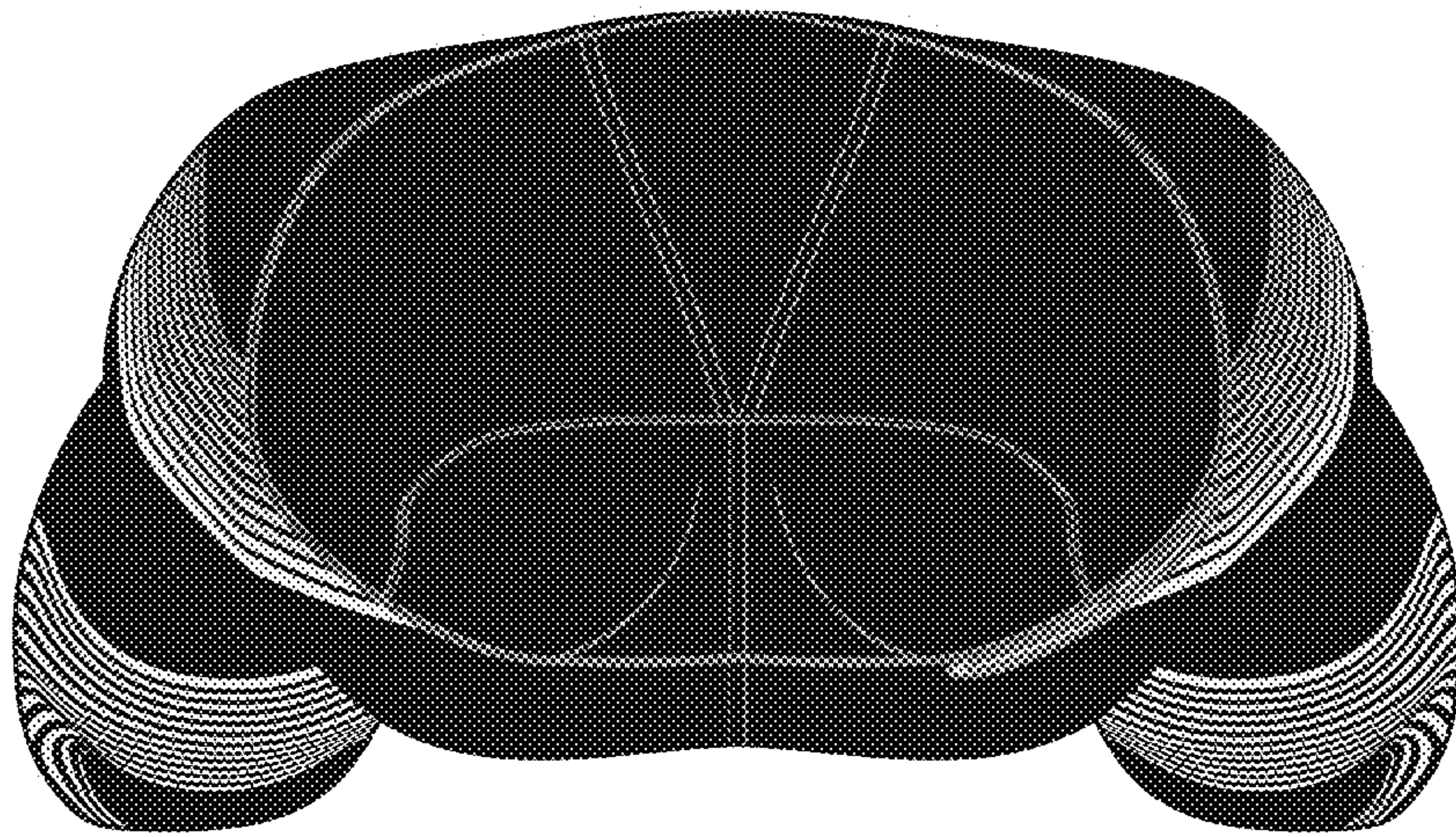


**FIG. 13**

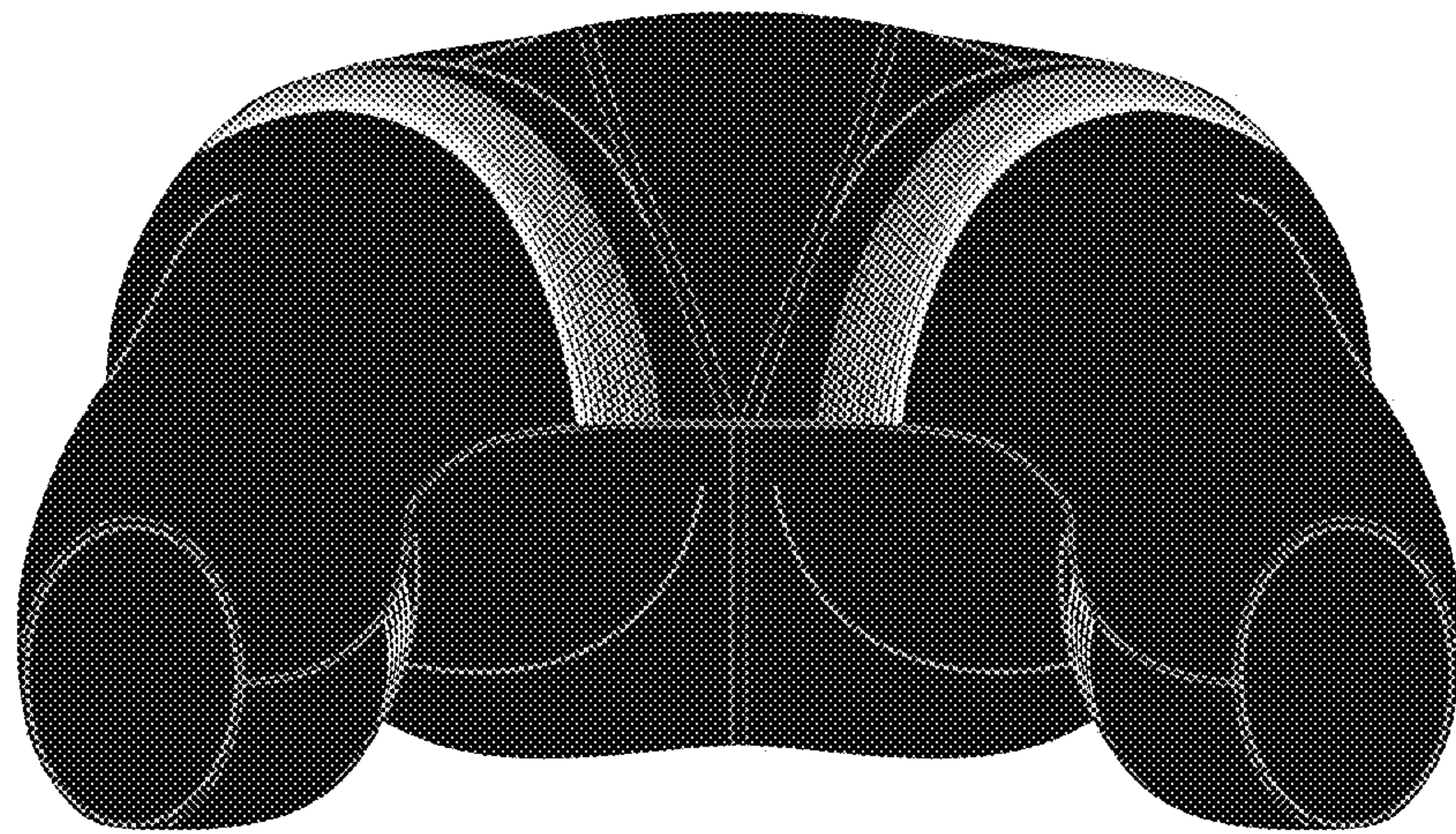


**FIG. 14**





**FIG. 15**



***FIG. 16***





**FIG. 17**





**FIG. 18**






**FIG. 19**




**FIG. 20**



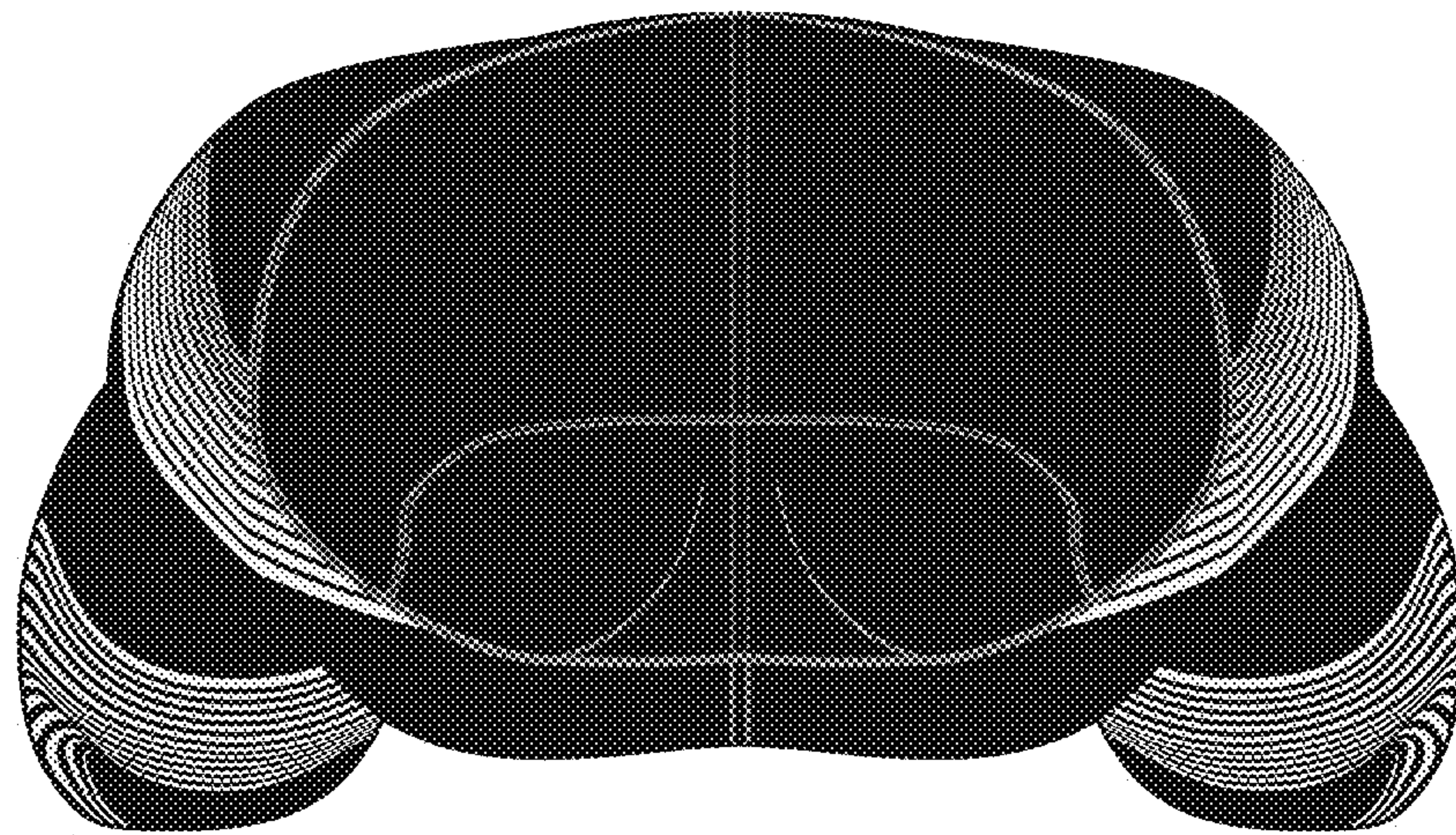


**FIG. 21**

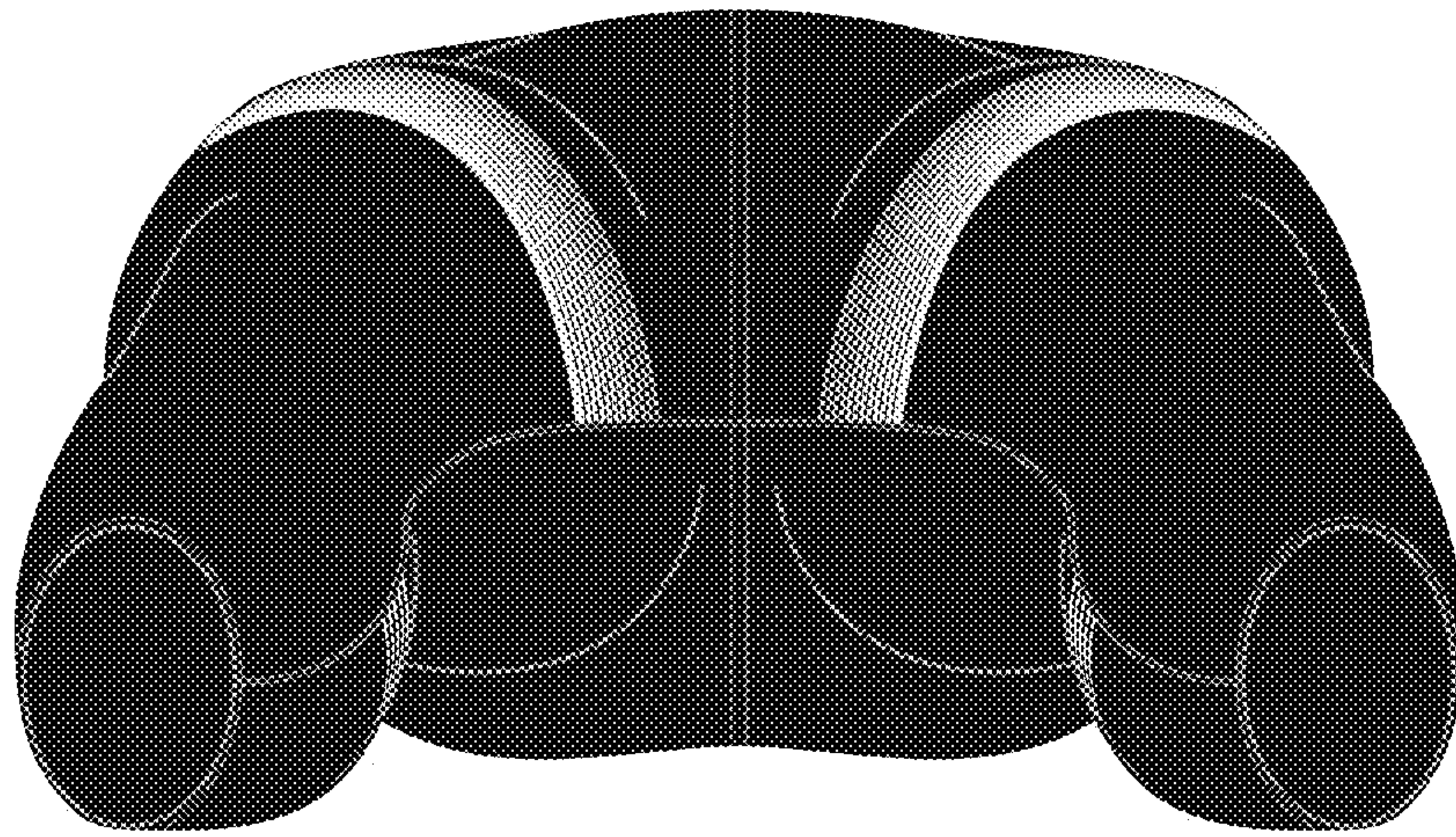


**FIG. 22**





**FIG. 23**



**FIG. 24**






**FIG. 25**




**FIG. 26**





**FIG. 27**




**FIG. 28**



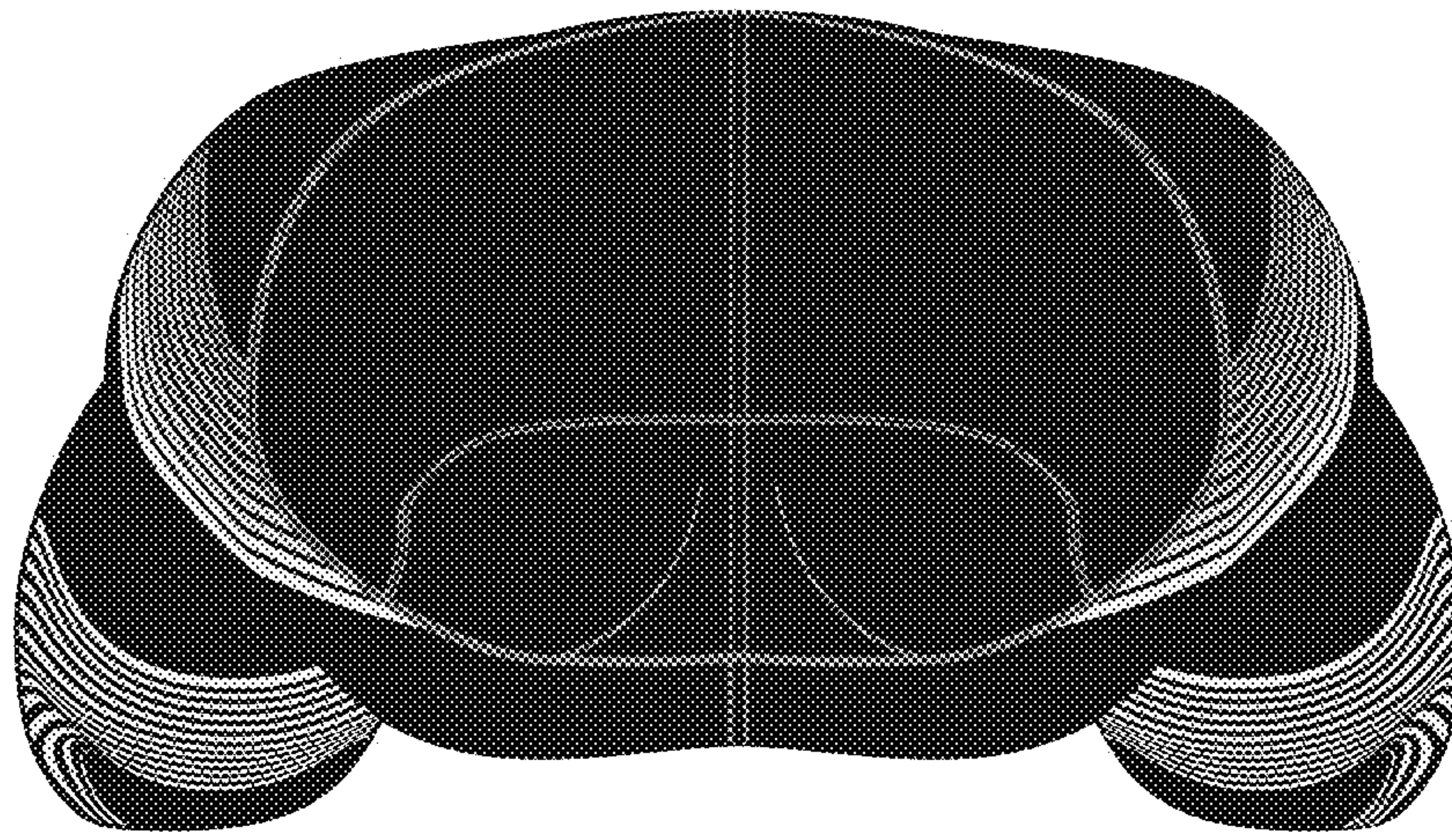


**FIG. 29**

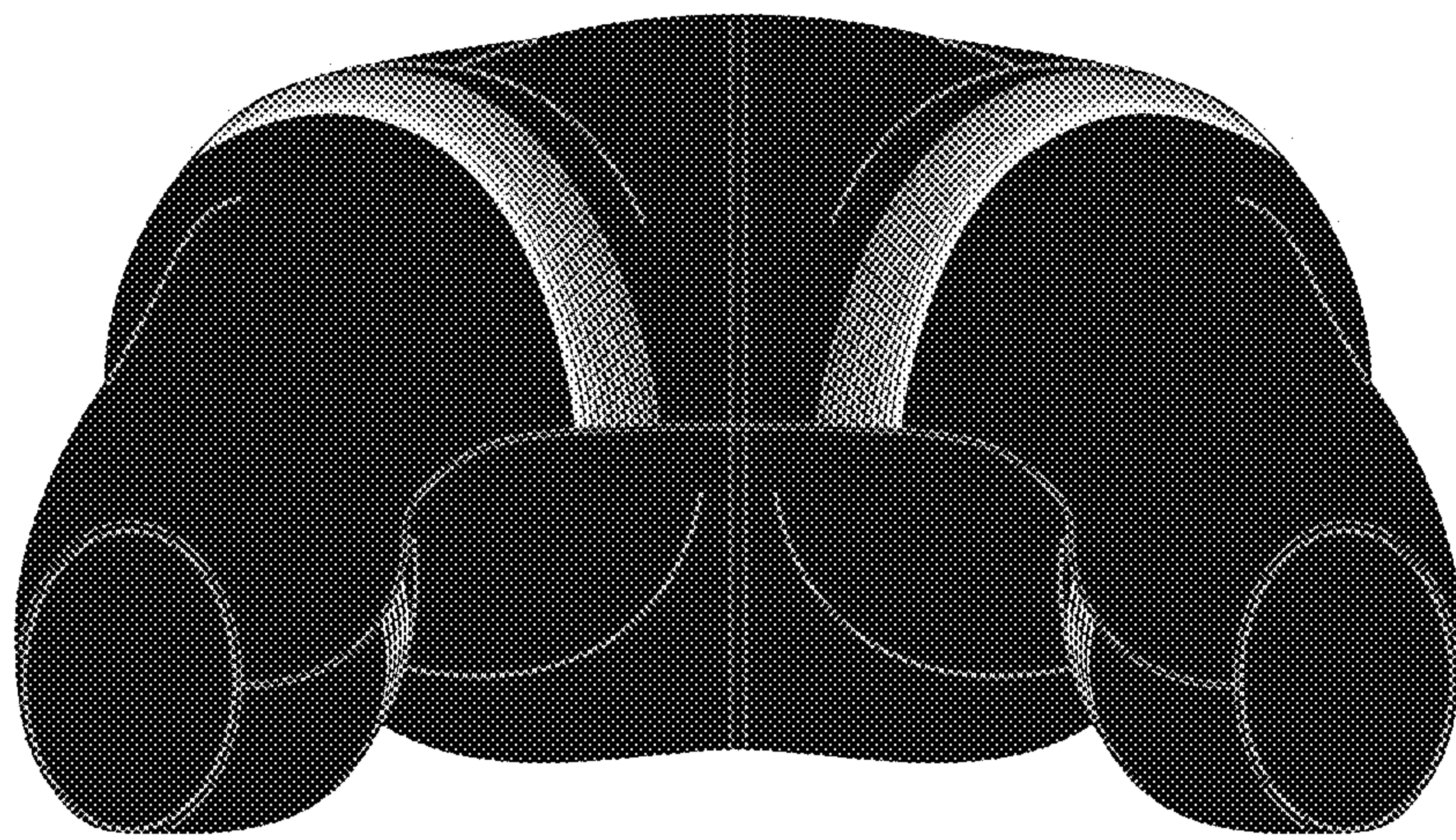


**FIG. 30**





**FIG. 31**



**FIG. 32**