



US00D804780S

(12) **United States Design Patent** (10) **Patent No.:** **US D804,780 S**  
**Brensinger et al.** (45) **Date of Patent:** **\*\* Dec. 12, 2017**

- (54) **SLEEPING BAG**
- (71) Applicant: **Nemo Equipment, Inc.**, Dover, NH (US)
- (72) Inventors: **Camon Brensinger**, Stratham, NH (US); **Suzanne Turell**, Portola Valley, CA (US)
- (73) Assignee: **Nemo Equipment, Inc.**, Dover, NH (US)
- (\*\*) Term: **15 Years**
- (21) Appl. No.: **29/555,527**
- (22) Filed: **Feb. 23, 2016**

D663,988 S *	7/2012	Bannister .....	D6/601
D666,046 S *	8/2012	Xiong .....	D6/601
D674,643 S *	1/2013	Fendley .....	D6/601
D733,462 S *	7/2015	Pellegrini .....	D6/601
D768,410 S *	10/2016	Jennings .....	D6/601
D789,033 S *	6/2017	Sumnicht .....	D2/719

**Related U.S. Application Data**

- (63) Continuation of application No. 13/425,726, filed on Mar. 21, 2012, now abandoned.
- (51) **LOC (10) Cl.** ..... **02-01**
- (52) **U.S. Cl.**  
USPC ..... **D2/719**
- (58) **Field of Classification Search**  
USPC ..... D2/719; D6/589, 595, 596, 598, D6/601-603, 617; D21/803-809  
CPC ..... A47G 9/08; A47G 9/083; A47G 9/086  
See application file for complete search history.

**References Cited**

**U.S. PATENT DOCUMENTS**

D495,540 S *	9/2004	Lipsztein .....	D6/601
D640,493 S *	6/2011	Nishijima .....	D6/601

**OTHER PUBLICATIONS**

Christmas List, posted at spinthecompass.com, earliest date posted Nov. 18, 2014, [online], acquired on Aug. 30, 2017. Available from Internet, <URL: <http://spinthecompass.com/2014/11/18/christmas-list/>>.\*

\* cited by examiner

*Primary Examiner* — Cathron Brooks  
*Assistant Examiner* — Aula Soroush

(57) **CLAIM**

The ornamental design for a sleeping bag, as shown and described.

**DESCRIPTION**

FIG. 1 is a three-dimensional perspective view of the sleeping bag according to the present invention; FIG. 2 is a front elevation view of the sleeping bag thereof; FIG. 3 is a rear elevation view of the sleeping bag thereof; FIG. 4 is a right side view of the sleeping bag thereof, the left side being a mirror image thereof; FIG. 5 is a top plan view of the sleeping bag thereof; and, FIG. 6 is a bottom plan view of the sleeping bag thereof. The dashed lines in the drawings illustrate portions of the sleeping bag which form no part of the claimed design.

**1 Claim, 4 Drawing Sheets**

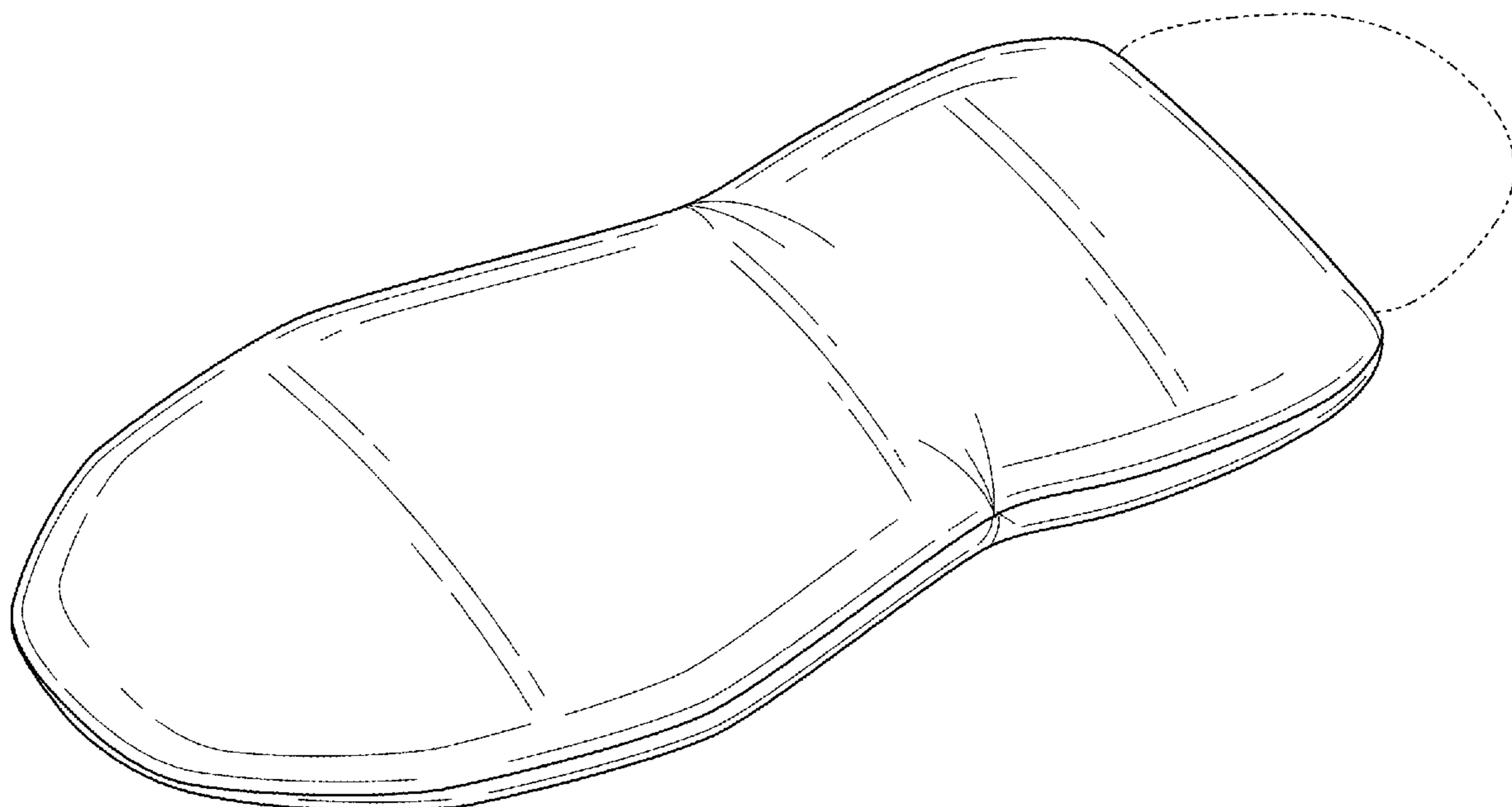




FIG. 1




FIG. 2




FIG. 3

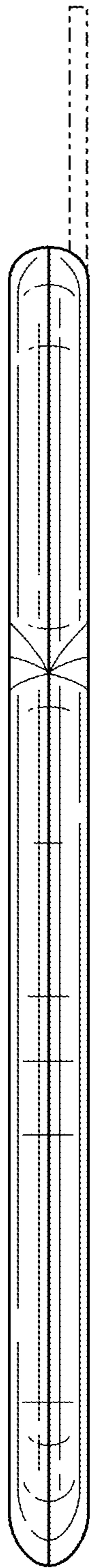


FIG. 4




FIG. 5

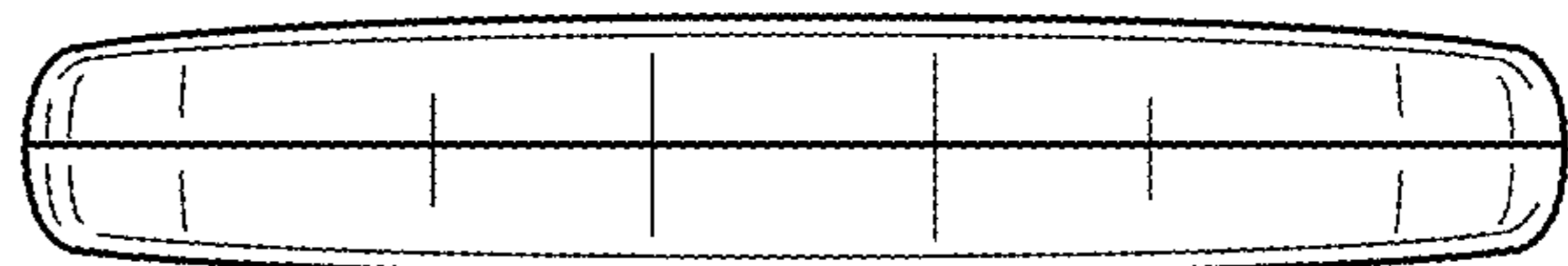


FIG. 6