

US00D804773S

(12) **United States Design Patent**
Katopis

(10) **Patent No.:** **US D804,773 S**

(45) **Date of Patent:** **** Dec. 12, 2017**

(54) **COMBINATION GLOVE AND ELECTRONIC
DEVICE HOLDER**

(71) Applicant: **Chris J. Katopis**, Washington, DC
(US)

(72) Inventor: **Chris J. Katopis**, Washington, DC
(US)

(**) Term: **14 Years**

(21) Appl. No.: **29/525,676**

(22) Filed: **May 1, 2015**

(51) **LOC (10) Cl.** **02-06**

(52) **U.S. Cl.**
USPC **D2/617**

(58) **Field of Classification Search**

USPC D29/117.1, 117.2, 115; D2/614,
D2/617-623; D8/90; D14/391-393, 320,
D14/247, 455, 457, 203.2; D18/12.2,
D18/12.3; 2/16, 162
CPC A41D 13/08; A41D 19/00; A41D 19/015;
A41D 19/0006; A41D 19/0055; A41D
19/0058; A41D 19/0062; A41D 19/0065;
A41D 19/0068; A41D 19/0072; A41D
19/0075; A41D 19/0096; A41D 19/01505;
A41D 19/01523; A41D 19/01529; A41D
19/01547; A41D 19/01558; B29C 41/20;
D04B 1/28; A47L 13/18
See application file for complete search history.

(56) **References Cited**

U.S. PATENT DOCUMENTS

601,982 A * 4/1898 Peirson G04B 37/1486
2/160
1,496,484 A * 6/1924 Monaco A41D 19/0157
340/321
4,414,537 A 11/1983 Grimes
(Continued)

OTHER PUBLICATIONS

Youtube. "Glovdi | The Wearable Smartphone for Sports Enthusi-
asts of the future." Uploaded Apr. 24, 2016. Retrieved Aug. 17,
2016. (<https://www.youtube.com/watch?v=HbX1zLDI2fo>).*

(Continued)

Primary Examiner — Jennifer Rivard

Assistant Examiner — Jerry Shiuan-Hua Hsu

(74) *Attorney, Agent, or Firm* — Chris J. Katopis

(57) **CLAIM**

The ornamental design for a combination glove and elec-
tronic device holder, as shown and described.

DESCRIPTION

FIG. 1 is a top perspective view of a combination glove and
electronic device holder, showing the new design, shown
receiving an electronic device;

FIG. 2 is a top perspective view thereof shown with an
electronic device removed;

FIG. 3 is a top plan view thereof;

FIG. 4 is a bottom plan view thereof;

FIG. 5 is a right side elevation view thereof;

FIG. 6 is a left side elevation view thereof;

FIG. 7 is a front elevation view thereof;

FIG. 8 is a rear elevation view thereof;

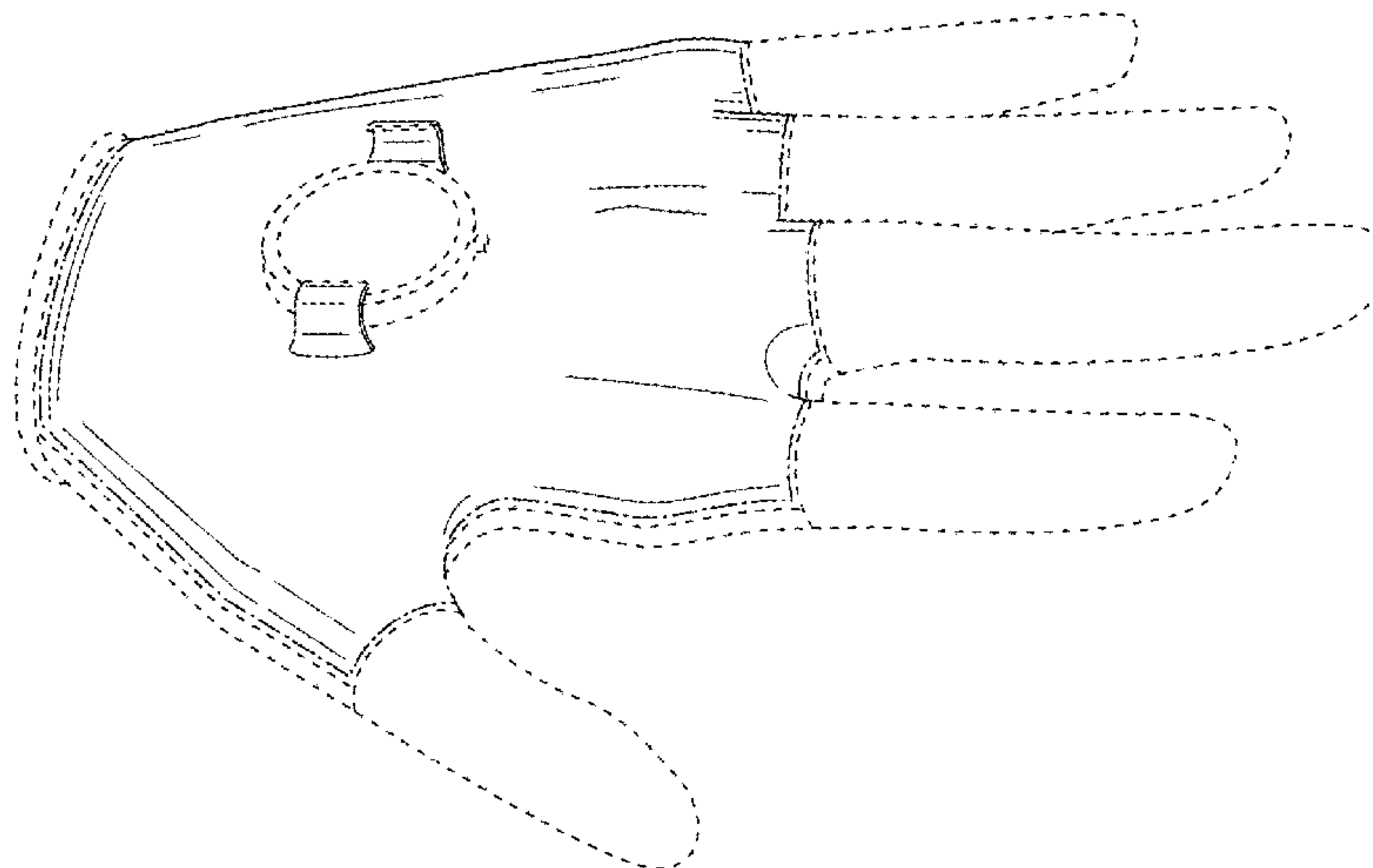
FIG. 9 is a cross-sectional view taken from the cut indicated
in FIG. 3;

FIG. 10 is a top perspective view of an alternate embodiment
of FIG. 1 shown, receiving an electronic device; and,

FIG. 11 is a top perspective view shown with an electronic
device removed thereof.

The broken line electronic device in FIGS. 1 and 10 repre-
sents environment. The remaining broken lines illustrate
portions of the combined glove and electronic device holder.
The dash-dot broken lines in FIG. 9 illustrate the cross
sectional view. None of the broken lines form part of the
claimed design.

1 Claim, 9 Drawing Sheets



(56)

References Cited

U.S. PATENT DOCUMENTS

D303,167 S 8/1989 Giambazi
 5,444,462 A 8/1995 Wambach
 5,514,861 A 5/1996 Swartz et al.
 D374,346 S 10/1996 Giovannella
 5,697,103 A 12/1997 Wiggins
 6,097,369 A 8/2000 Wambach
 6,098,886 A 8/2000 Ftp et al.
 6,128,004 A 10/2000 McDowall et al.
 6,141,643 A 10/2000 Harmon
 6,262,355 B1 7/2001 Koch
 6,304,840 B1 10/2001 Vance et al.
 6,360,928 B1* 3/2002 Russo A45F 5/00
 224/218
 6,420,640 B2 7/2002 Koch
 6,519,207 B1* 2/2003 Lukacsko A41D 19/0027
 2/160
 6,870,526 B2 3/2005 Znef et al.
 7,012,593 B2 3/2006 Yoon et al.
 7,057,604 B2 6/2006 Beitamovic
 7,334,711 B1* 2/2008 Winters A45F 5/00
 224/217
 D565,250 S 3/2008 Batista et al.
 D591,003 S 4/2009 Bonzagni et al.
 D604,778 S* 11/2009 Chan D2/614
 7,737,942 B2 6/2010 Bajramovic
 8,167,177 B1* 5/2012 Galgano A45F 3/16
 222/175
 8,482,412 B2 7/2013 Majoros et al.
 8,534,514 B2* 9/2013 Zhu A45F 5/00
 224/152
 D701,350 S 3/2014 Vcravan
 D701,351 S 3/2014 Voravan
 D729,671 S* 5/2015 Nuovo D10/103
 D733,108 S* 6/2015 Salaz D14/240
 D745,014 S* 12/2015 Vales D14/447
 D749,295 S* 2/2016 He D2/619
 2002/0047028 A1* 4/2002 Harada A45F 5/00
 224/219

2003/0011469 A1* 1/2003 Bush A41D 19/0157
 340/326
 2010/0154097 A1* 6/2010 Roscher A41D 19/0024
 2/160
 2012/0229270 A1* 9/2012 Morley A61B 5/6806
 340/539.12
 2014/0374451 A1* 12/2014 Coleman H04M 1/04
 224/219
 2015/0083704 A1* 3/2015 Guidry A41D 19/0024
 219/211
 2015/0253847 A1* 9/2015 Harris G06F 3/017
 345/156

OTHER PUBLICATIONS

Youtube. "Make it Wearable Finalists | Meet Team ProGlove." Uploaded Oct. 13, 2014. Retrieved Aug. 15, 2016. (<https://www.youtube.com/watch?v=jTHL26WCrL0>).*
 Youtube. "Freehand Workout Glove—Holds your stuff while you exercise" Uploaded Aug. 30, 2007. Retrieved Aug. 15, 2016. (<https://www.youtube.com/watch?v=tmSCiL8G4P8>).*
 HTC. "HTC Gluuv Beta, the Revolution starts today." Uploaded Apr. 1, 2014. Retrieved Aug. 17, 2016. (<http://www.htc.com/us/go/gluuv/>).*
 Unlockboot. Wearable iPhone 5 Concept with Curved Glass looks amazing. Uploaded Jul. 7, 2012. Retrieved Aug. 15, 2016. (<http://www.unlockboot.com/2012/07/wearable-iphone-5-concept-with-curved.html>).*
 Deviantart. "Steampunk Leather Glove with Compass." First reviewed Oct. 1, 2013. Retrieved Aug. 15, 2016. (<http://lagueuse.deviantart.com/art/steampunk-leather-glove-with-compass-404607762>).*
 U.S. Appl. No. 29/506,589, Katopis.
 U.S. Appl. No. 29/508,021, Katopis.
 U.S. Appl. No. 29/508,131, Katopis.
 U.S. Appl. No. 29/508,677, Katopis.
 U.S. Appl. No. 29/525,148, filed Apr. 24, 2015, Katopis.

* cited by examiner

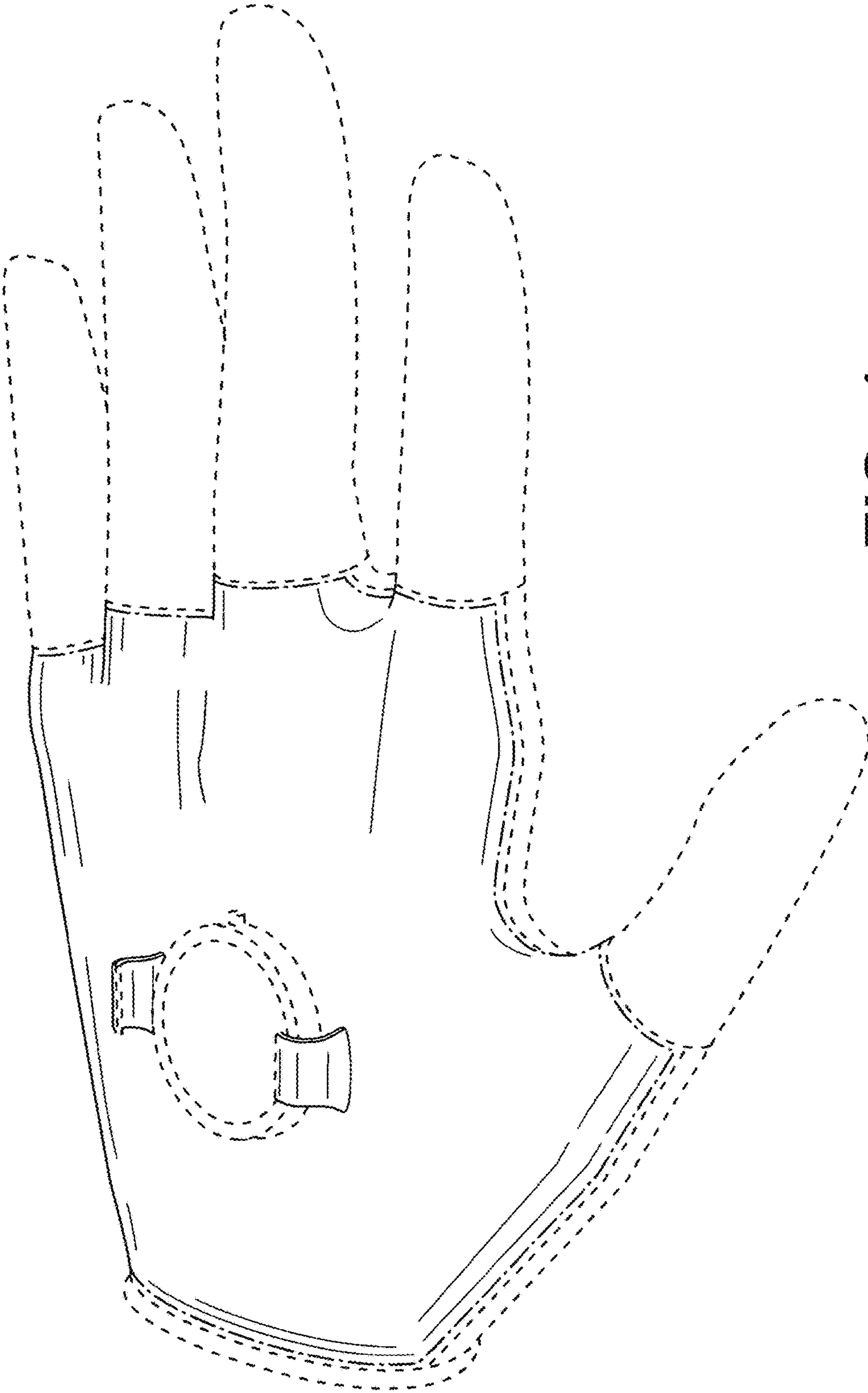


FIG. 1

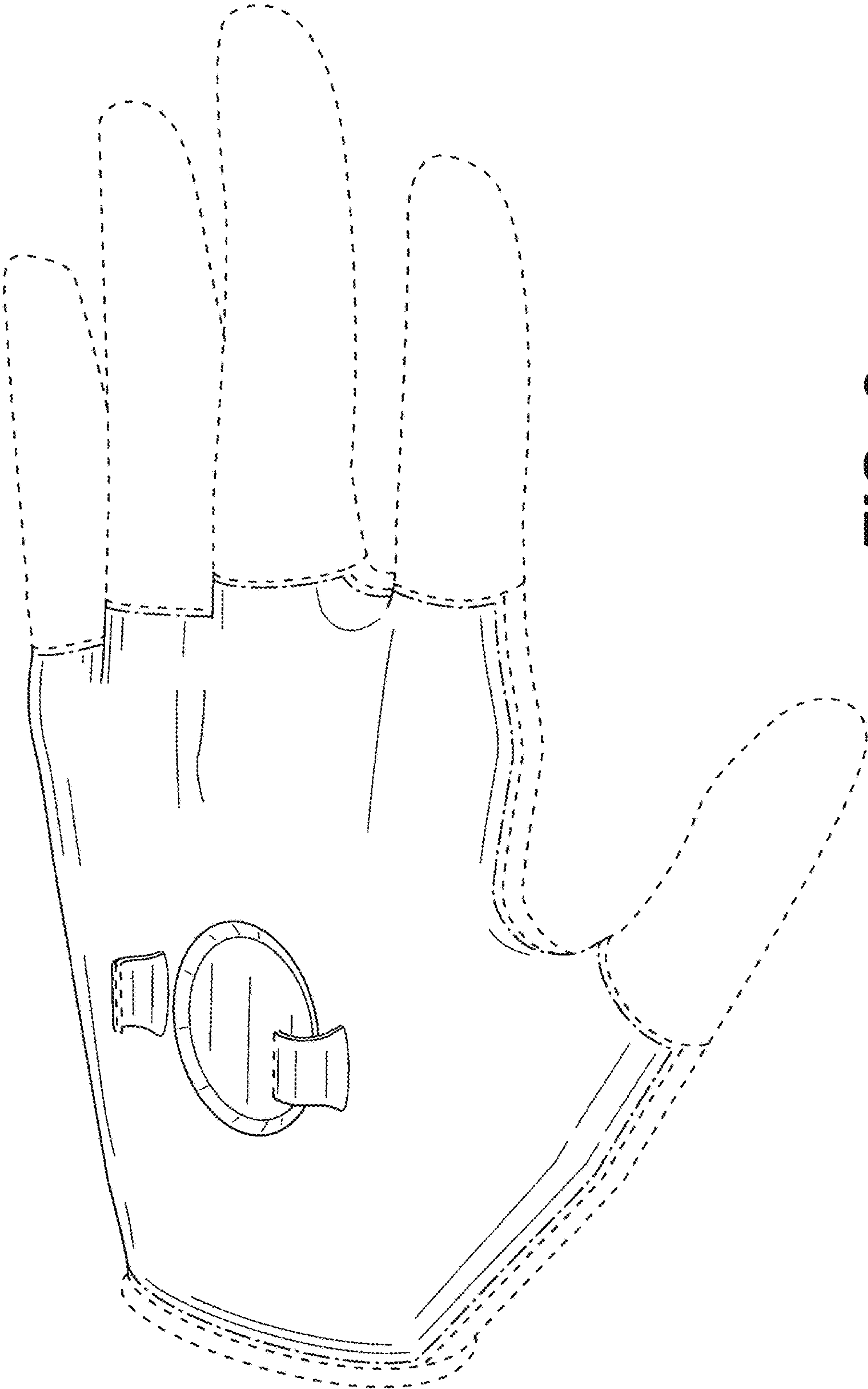


FIG. 2

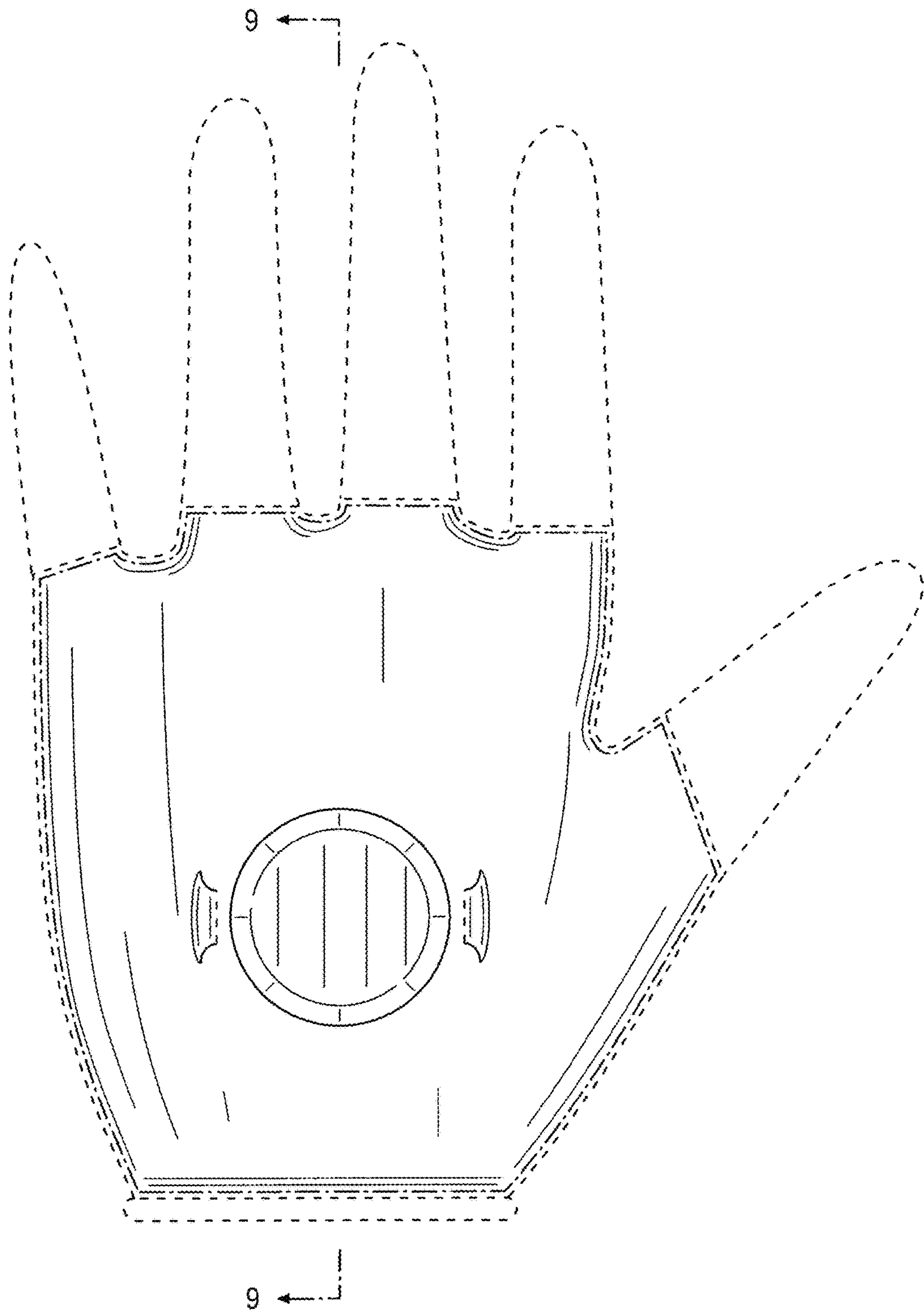


FIG. 3

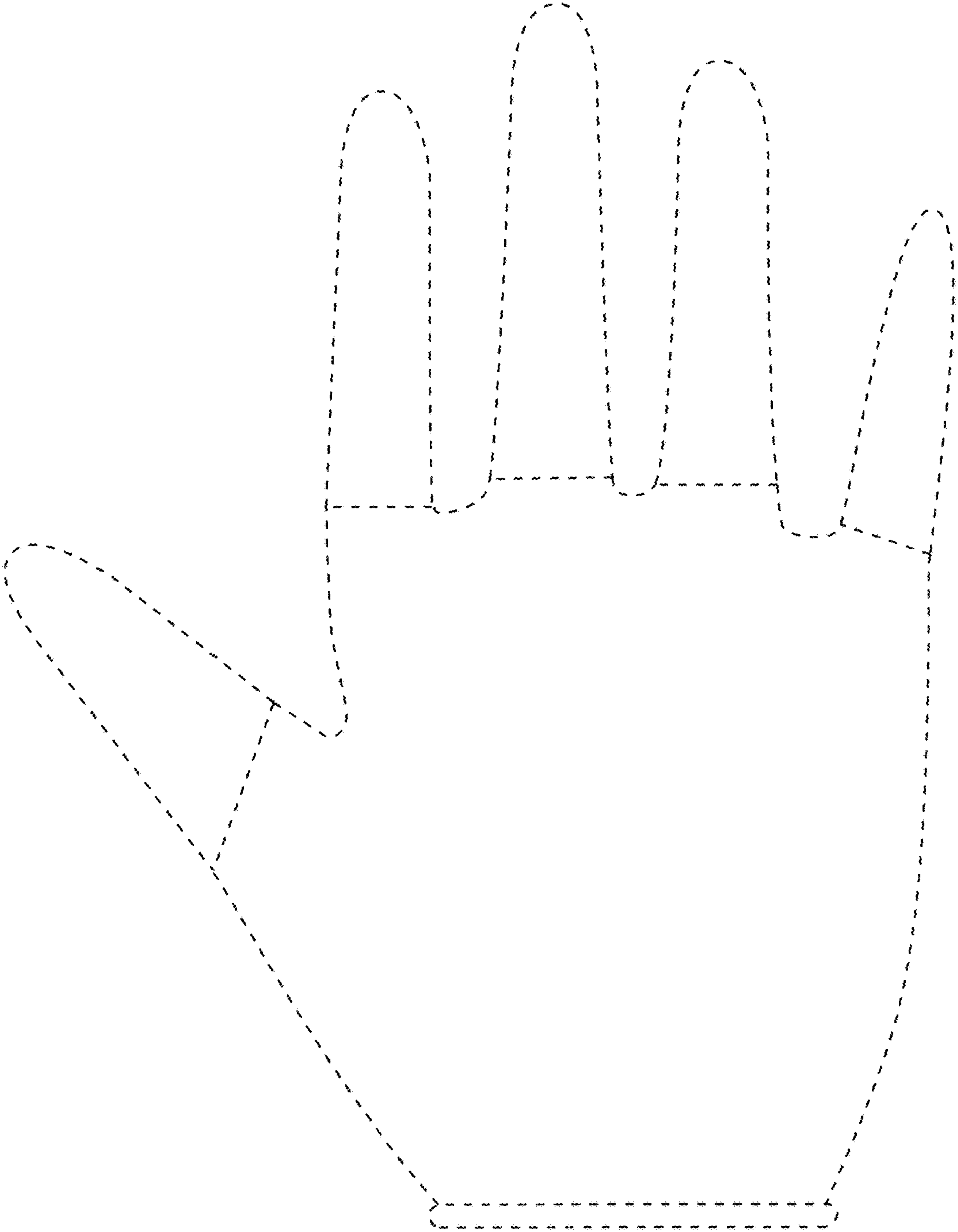


FIG. 4

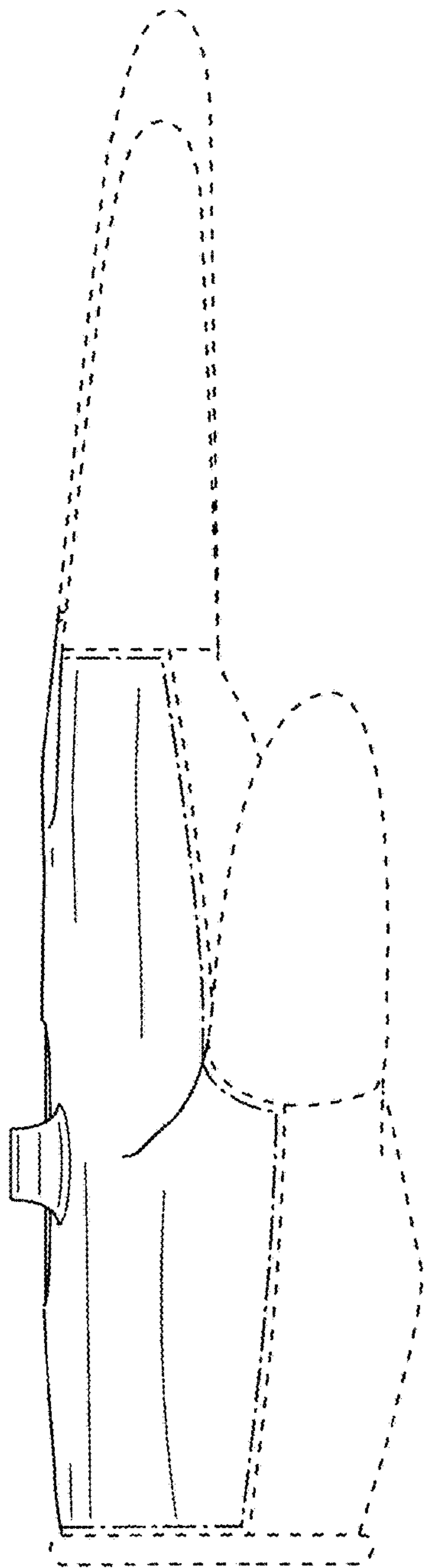


FIG. 5

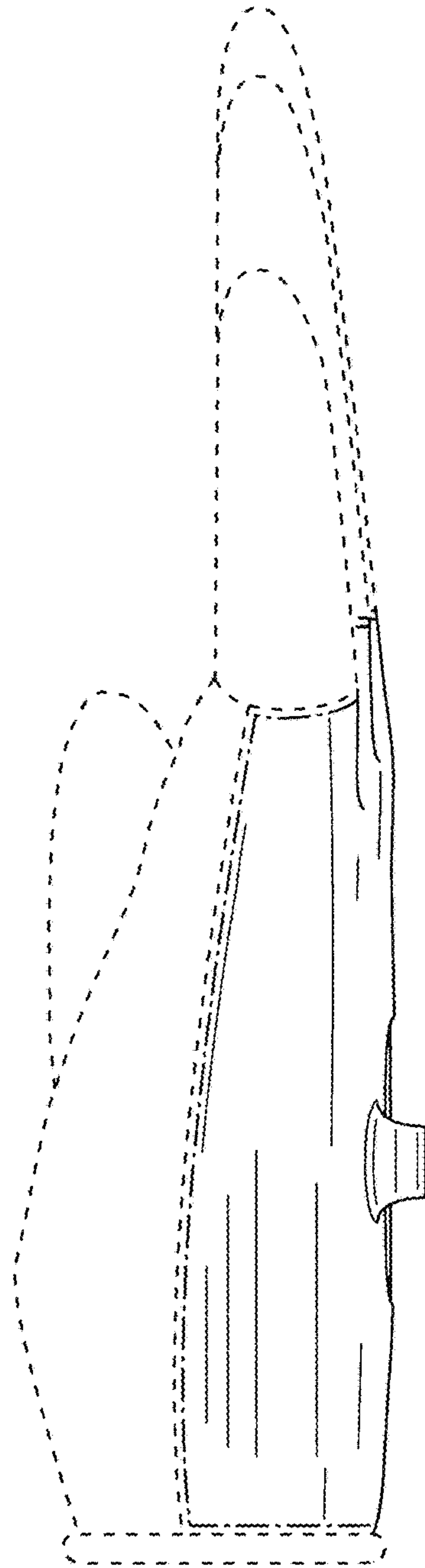


FIG. 6

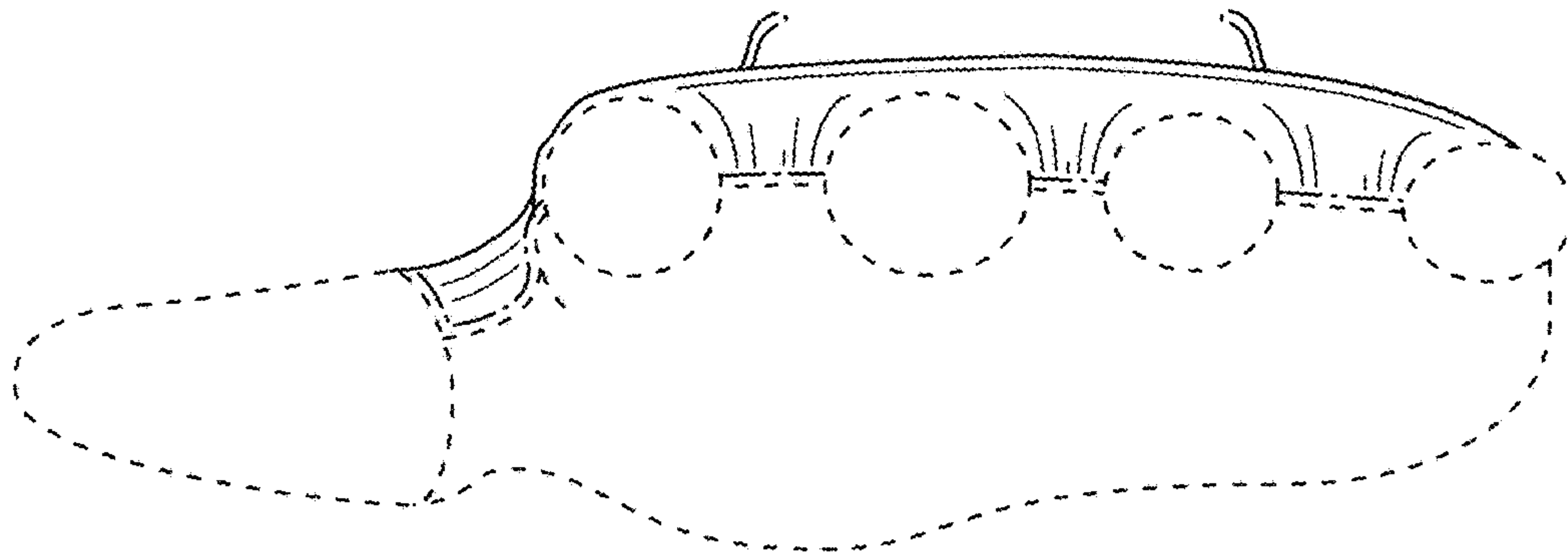


FIG. 7

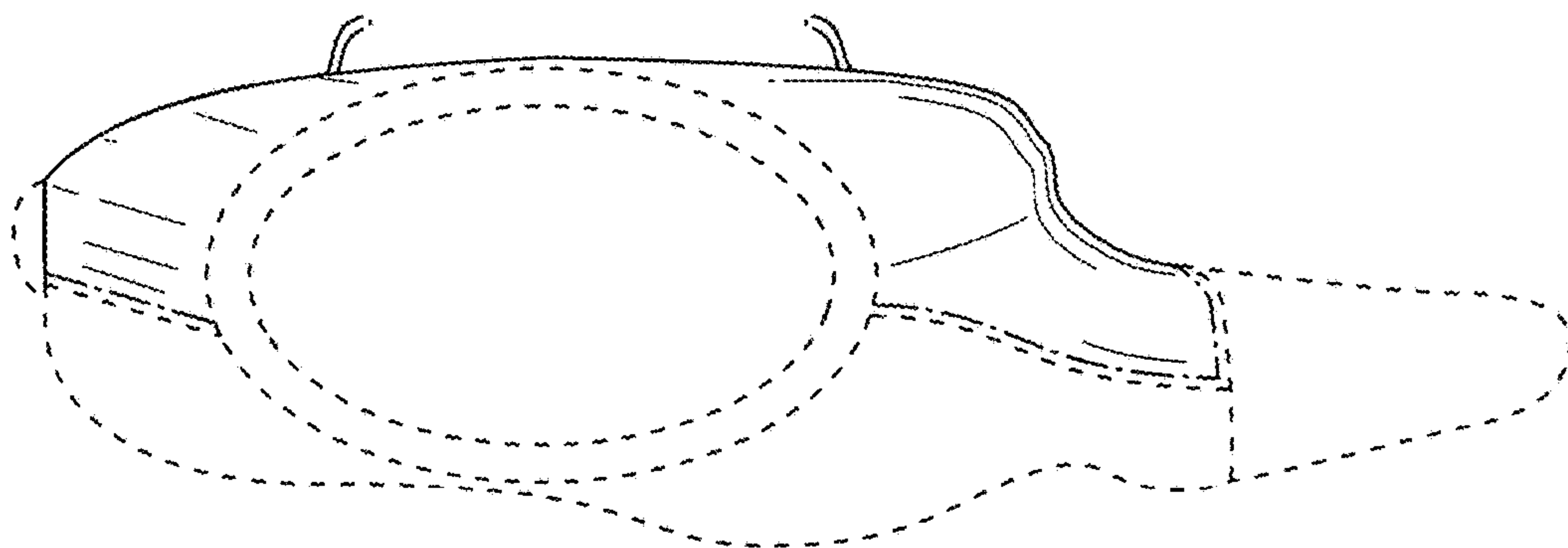


FIG. 8

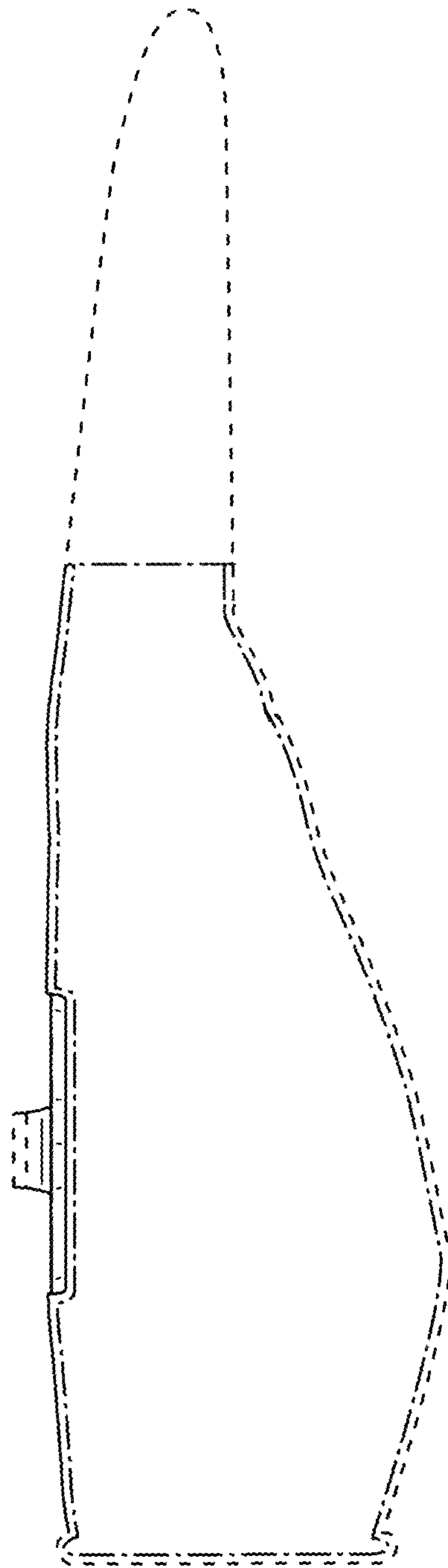


FIG. 9

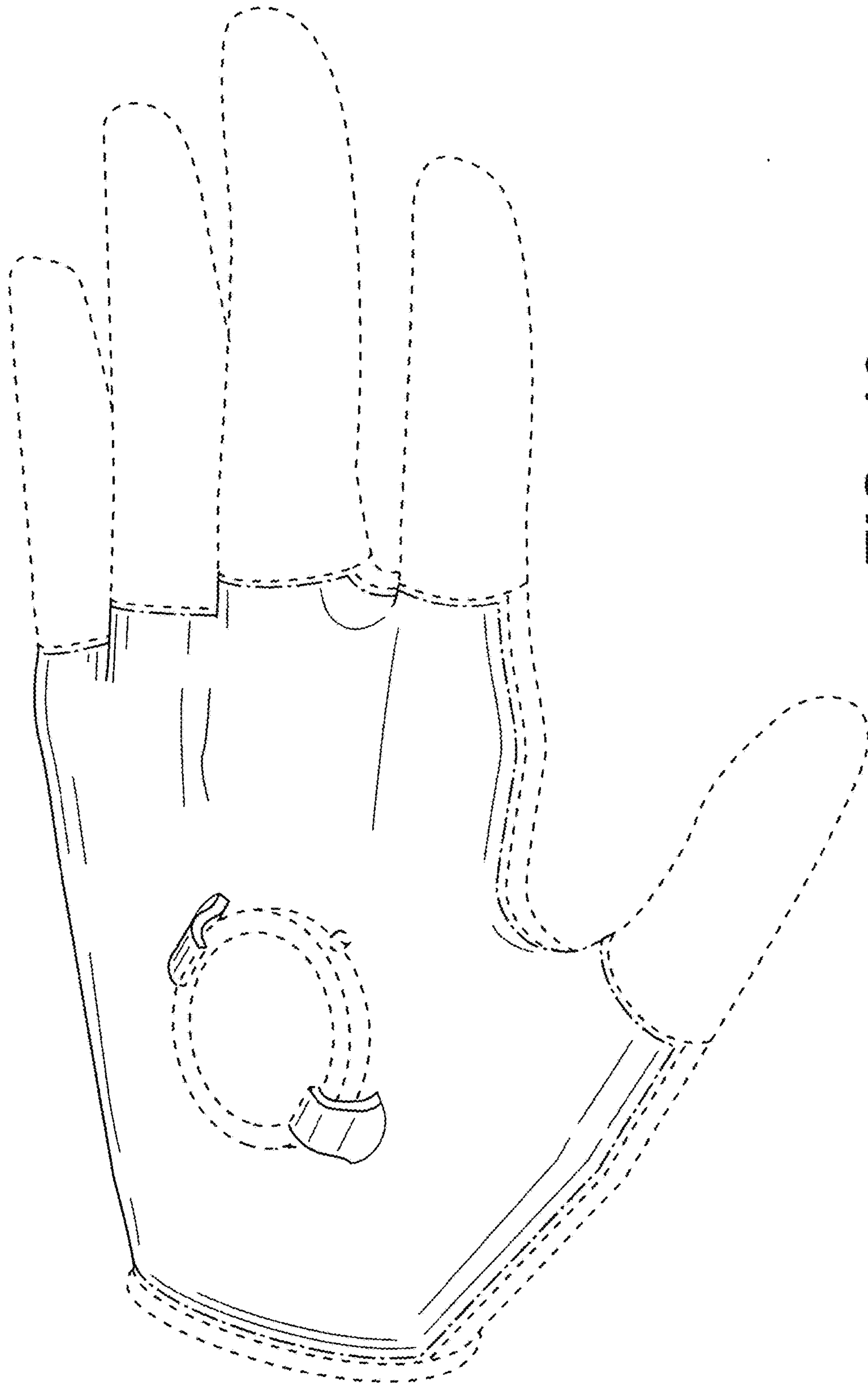


FIG. 10

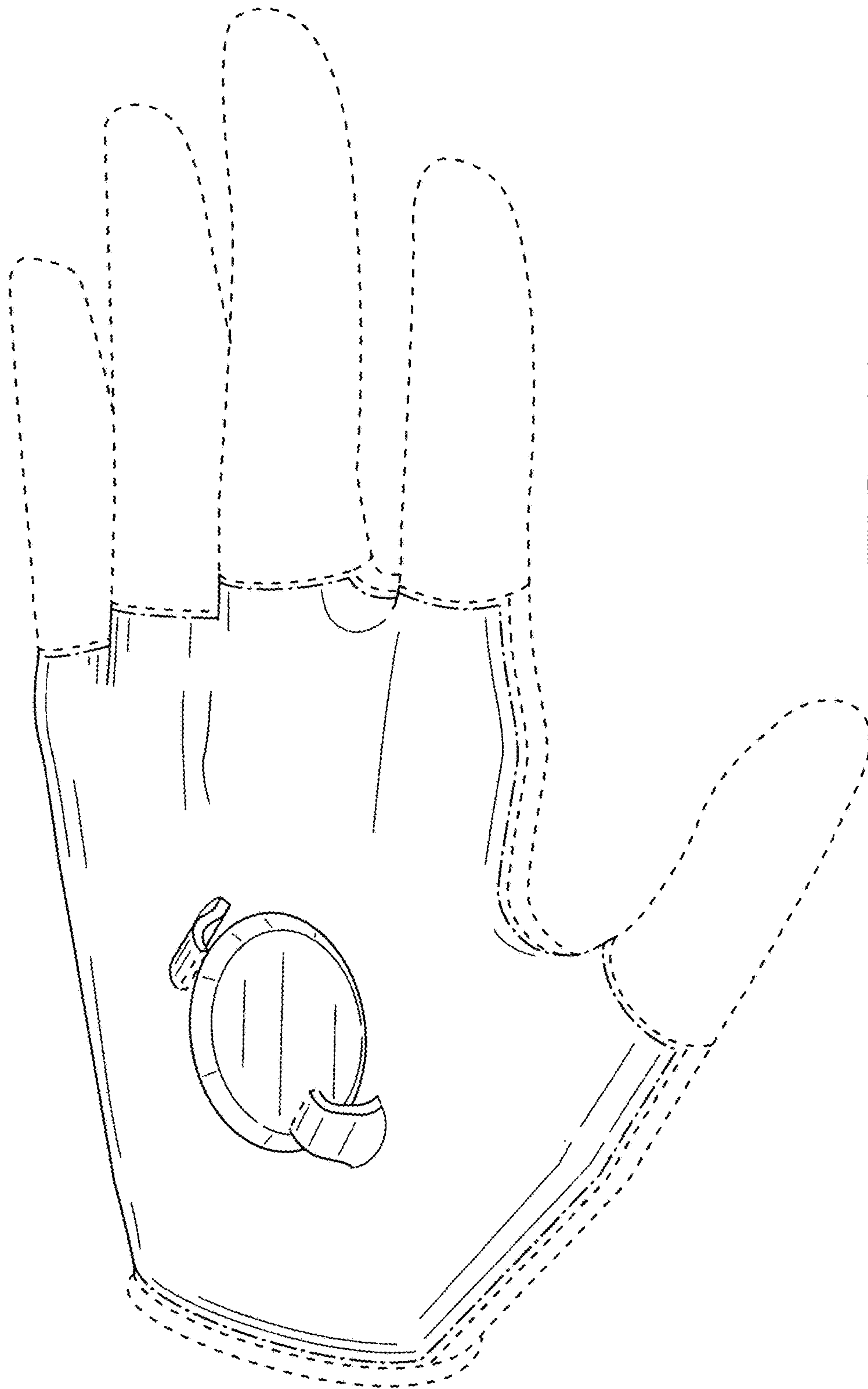


FIG. 11