



US00D804768S

(12) **United States Design Patent** (10) **Patent No.:** **US D804,768 S**
Norton (45) **Date of Patent:** **** Dec. 5, 2017**

(54) **TOP PLATE**
(71) Applicant: **Cleveland Reclaim Industries, Inc.**,
Lorain, OH (US)
(72) Inventor: **Tom Norton**, Bay Village, OH (US)
(73) Assignee: **Cleveland Reclaim Industries**, Lorain,
OH (US)
(**) Term: **15 Years**
(21) Appl. No.: **29/526,727**
(22) Filed: **May 13, 2015**
(51) **LOC (10) Cl.** **12-05**
(52) **U.S. Cl.**
USPC **D34/35**
(58) **Field of Classification Search**
USPC D34/35, 38; 108/51.11, 52.1, 53.1, 55.1,
108/55.3, 55.5, 57.13, 53.3, 53.5, 56.1,
108/57.1, 4, 57.16, 901; 206/506, 507,
206/509, 386, 597, 599, 600, 391, 497,
206/598, 453, 586, 521, 593, 594;
53/589, 397, 447, 544, 590, 441, 461,
53/556, 567, 399; D9/435
CPC B65D 2519/00273; B65D 2519/00293;
B65D 2519/00034; B65D 2519/00069;
B65D 2519/00323; B65D 2519/00288;
B65D 2519/00318
See application file for complete search history.

4,976,365 A * 12/1990 Seo B65D 90/16
108/55.1
4,989,731 A * 2/1991 Shuert B65D 15/22
108/55.1
D349,798 S * 8/1994 Hude D34/28
5,390,789 A * 2/1995 Darby B65D 71/70
206/391
5,463,843 A * 11/1995 Sharp B65B 11/025
53/399
5,927,211 A * 7/1999 Giasi B65D 19/0028
108/51.3
D531,027 S * 10/2006 Ramirez D9/435
9,327,873 B2 * 5/2016 Frankenberg B65D 25/00
2006/0081490 A1 * 4/2006 Bradford B65D 19/18
206/386

* cited by examiner

Primary Examiner — Cynthia Ramirez
Assistant Examiner — Gino Colan
(74) *Attorney, Agent, or Firm* — Calfee, Halter &
Griswold, LLP

(57) **CLAIM**

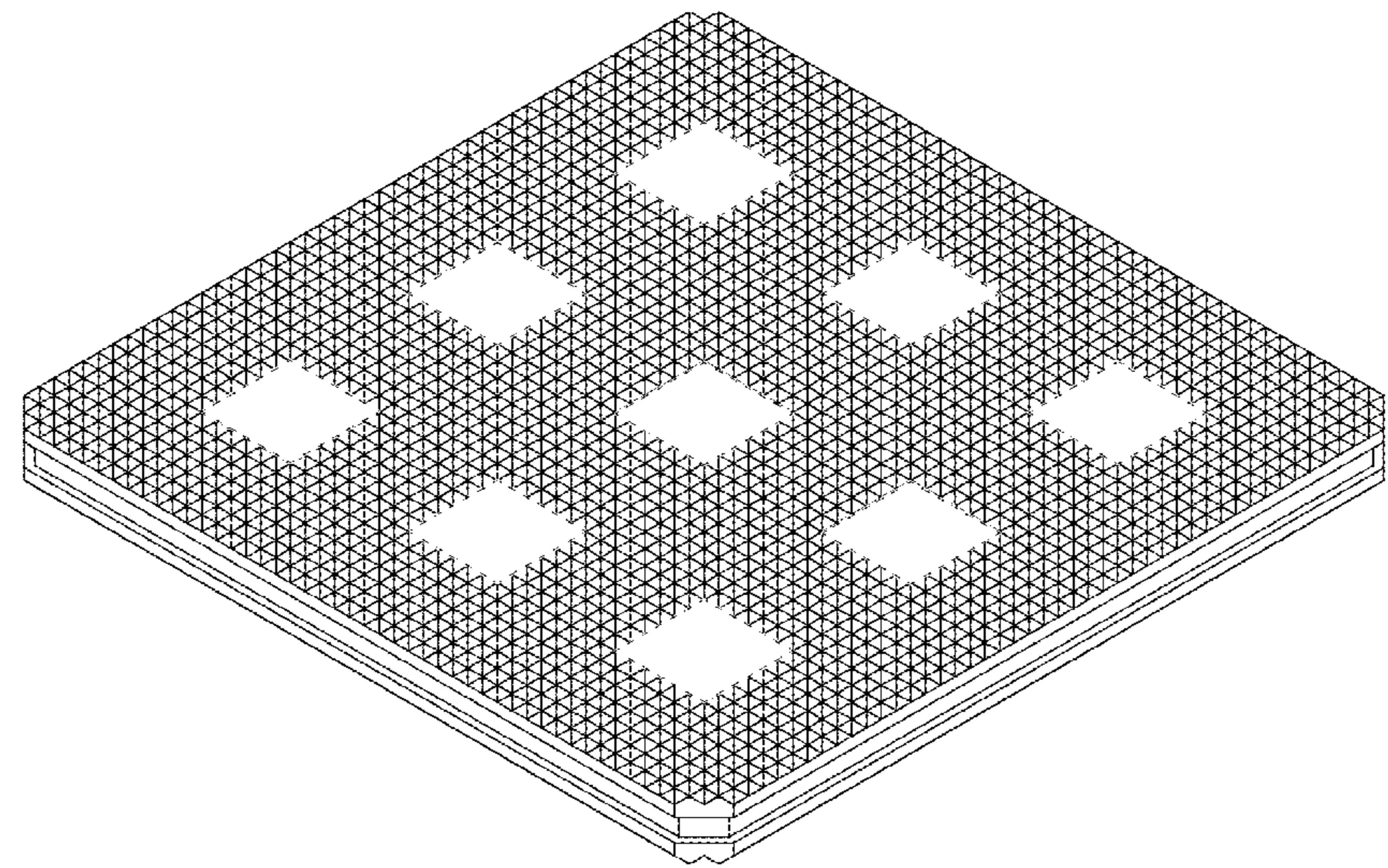
I claim the ornamental design for a top plate, as shown and described.

DESCRIPTION

FIG. 1 is a front-left-top perspective view of a top plate showing my new design, the front-right-top, rear-right-bottom and bottom-left-top perspective view being mirror images thereof;
FIG. 2 is a front elevational view thereof, the rear, left side, and right side elevational views being mirror images thereof; and,
FIG. 3 is a top plan view thereof, the bottom plan view being a mirror image thereof.
The broken lines shown in the figures are for the purpose of illustrating boundaries of the design and form no part of the claimed design.

1 Claim, 2 Drawing Sheets

(56) **References Cited**
U.S. PATENT DOCUMENTS
4,771,885 A * 9/1988 Linnemann B65D 5/68
206/386
4,838,419 A * 6/1989 Weits B65D 71/70
206/386
4,897,980 A * 2/1990 Geyser B65B 5/028
53/128.1



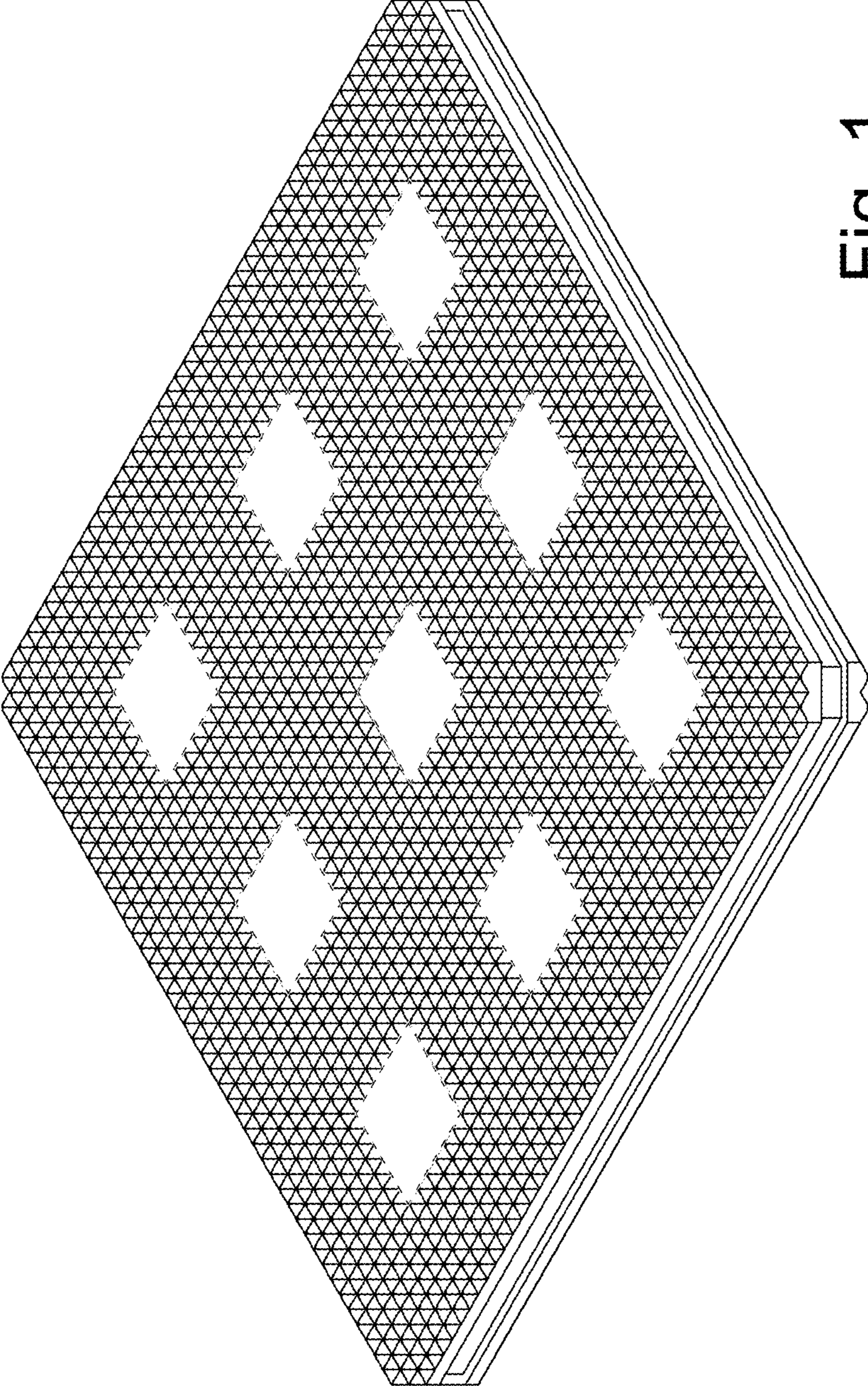


Fig. 1




FIG. 2




FIG. 3