



US00D804737S

(12) **United States Design Patent** (10) **Patent No.:** **US D804,737 S**
Fisher et al. (45) **Date of Patent:** **** *Dec. 5, 2017**

(54) **CHICKEN COOP**

(71) Applicant: **The Shed Yard, Inc.**, Colorado Springs, CO (US)

(72) Inventors: **J. David Fisher**, Colorado Springs, CO (US); **P. Allen Fisher**, Colorado Springs, CO (US); **Benjamin A. Miller**, Colorado Springs, CO (US); **Ivan Z. Fisher**, Colorado Springs, CO (US)

1,913,066 A 6/1933 Carter
2,082,132 A 6/1937 Wright
D199,895 S * 12/1964 Morris D30/108
D274,661 S * 7/1984 Box 119/329
D274,916 S * 7/1984 Hunt D19/28
D335,002 S * 4/1993 Read D11/145
D349,348 S * 8/1994 McGrath D25/1
6,397,781 B1 6/2002 Bellington
D558,891 S * 1/2008 Grosfillex D25/33
D558,893 S * 1/2008 Grosfillex D25/33

(Continued)

(*) Notice: This patent is subject to a terminal disclaimer.

(**) Term: **15 Years**

(21) Appl. No.: **29/563,667**

(22) Filed: **May 6, 2016**

(51) **LOC (10) Cl.** **30-02**

(52) **U.S. Cl.**
USPC **D30/108**

(58) **Field of Classification Search**
USPC D30/108, 109, 113, 114, 115, 117, 118;
D21/506, 507, 508, 509, 510, 511, 537;
D25/16, 17, 22, 33
CPC . A01K 1/00; A01K 31/22; A01K 1/17; A01K
1/033; A01K 1/035; A01K 31/18; A01K
1/0245; A01K 1/0353; A01K 31/17
See application file for complete search history.

(56) **References Cited**

U.S. PATENT DOCUMENTS

280,815 A 7/1883 Haight
807,196 A 12/1905 O'Brien
1,018,007 A 2/1912 Rogers
1,028,933 A 6/1912 Compton
1,050,855 A 1/1913 Schnebly
1,320,204 A 10/1919 Clare
1,436,109 A 11/1922 Pickering
1,455,105 A 5/1923 Butcher
1,563,107 A * 11/1925 Plunkett A01K 31/16
119/495

OTHER PUBLICATIONS

Medium OverEZ Chicken Coop [online], [site visited Feb. 27, 2017]. Available from Internet, <URL:https://overezchickencoop.com/product/medium-over-ez-chicken-coop/>.*

Primary Examiner — Caron D Veynar

Assistant Examiner — Katrina N Gonzalez

(74) *Attorney, Agent, or Firm* — Antoinette M. Tease


(57) **CLAIM**

The ornamental design for a chicken coop, as shown and described.

DESCRIPTION

FIG. 1 is a perspective view showing our chicken coop design.
FIG. 2 is a front view showing our chicken coop design.
FIG. 3 is a rear view showing our chicken coop design.
FIG. 4 is a bottom view showing our chicken coop design.
FIG. 5 is a top view showing our chicken coop design.
FIG. 6 is a first side view showing our chicken coop design; and,
FIG. 7 is a second side view showing our chicken coop design.
The broken lines are shown for the purpose of illustrating parts of the chicken coop that form no part of the claimed design.

1 Claim, 4 Drawing Sheets



(56)

References Cited

U.S. PATENT DOCUMENTS

D567,390 S * 4/2008 Grosfillex D25/33
D572,414 S * 7/2008 Lee D30/108
D606,666 S * 12/2009 Berger D25/33
D606,667 S * 12/2009 Berger D25/33
8,069,820 B2 12/2011 Anderson et al.
D664,718 S * 7/2012 Lee D30/112
D703,390 S * 4/2014 Scott D30/108
D719,704 S * 12/2014 Lee D30/108
D735,353 S * 7/2015 Kent D25/33
D767,215 S * 9/2016 Lalonde D30/112
2009/0159013 A1 6/2009 Anderson et al.

* cited by examiner




Fig.1

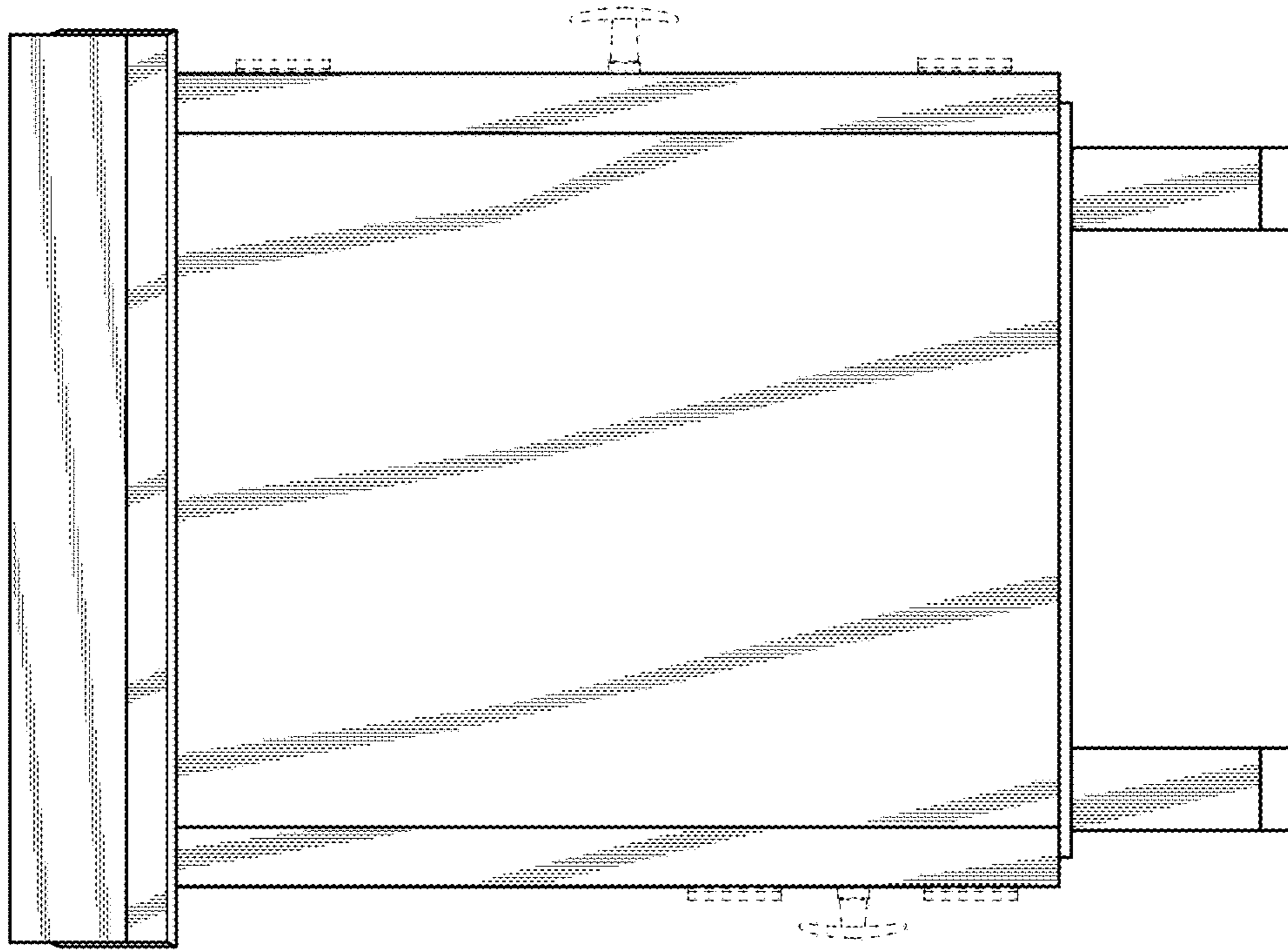


Fig.3

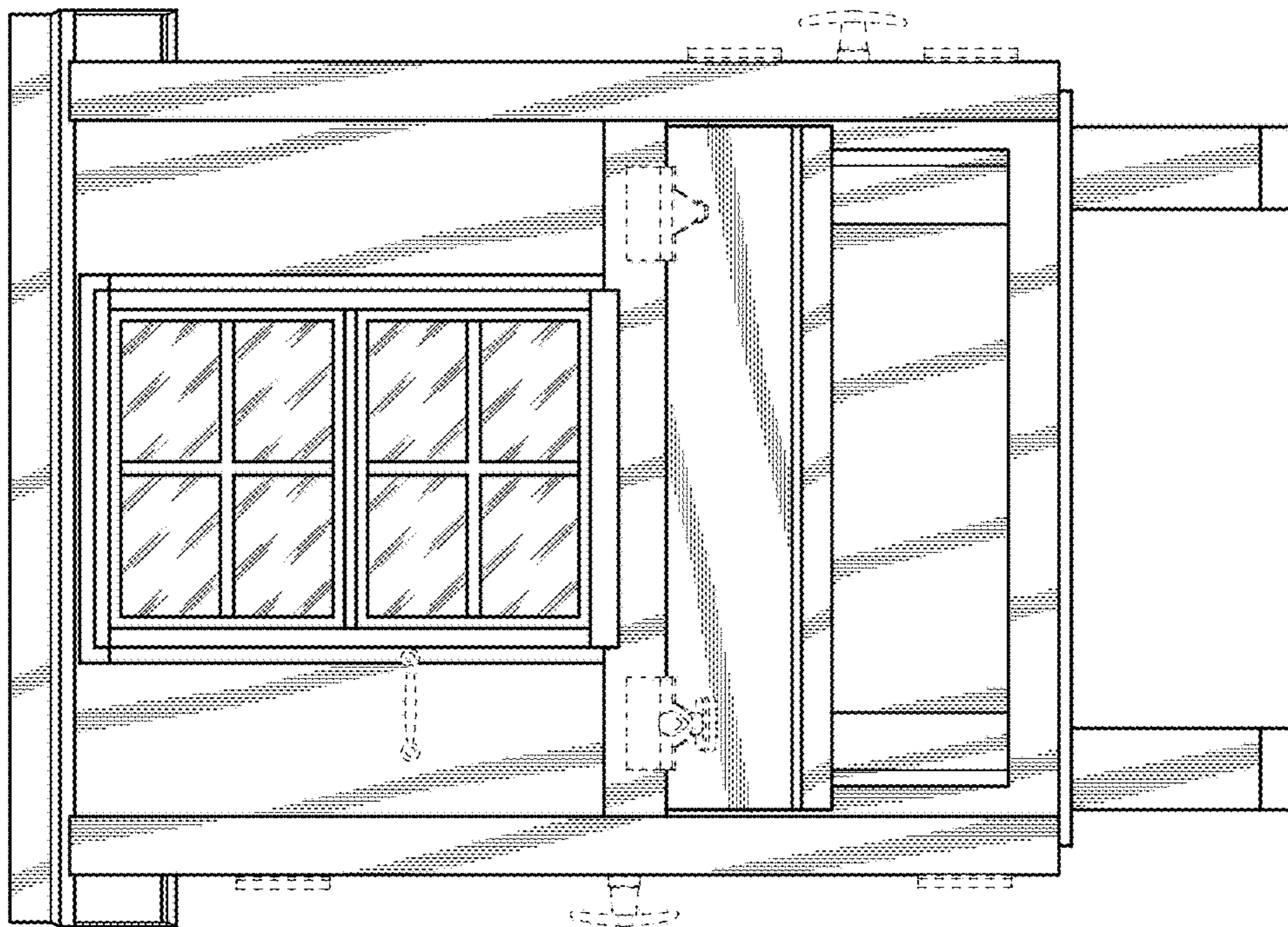


Fig.2

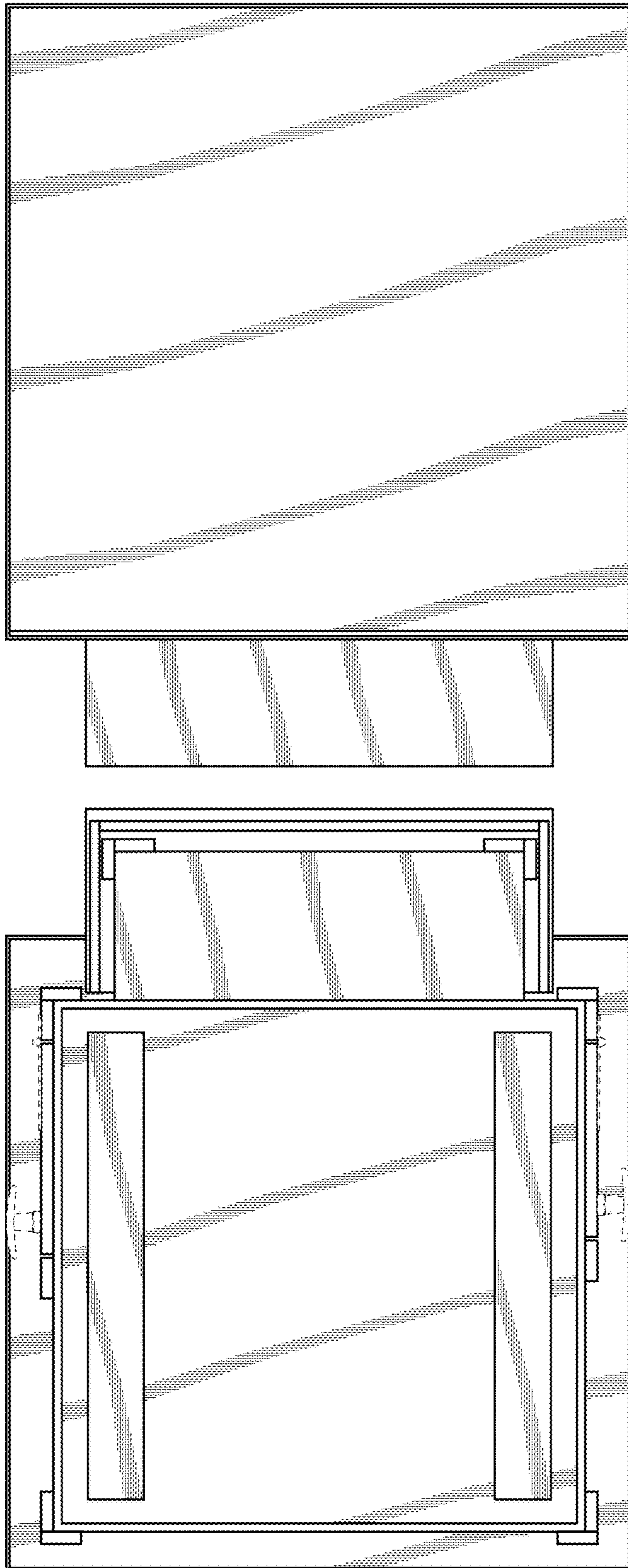


Fig.5

Fig.4

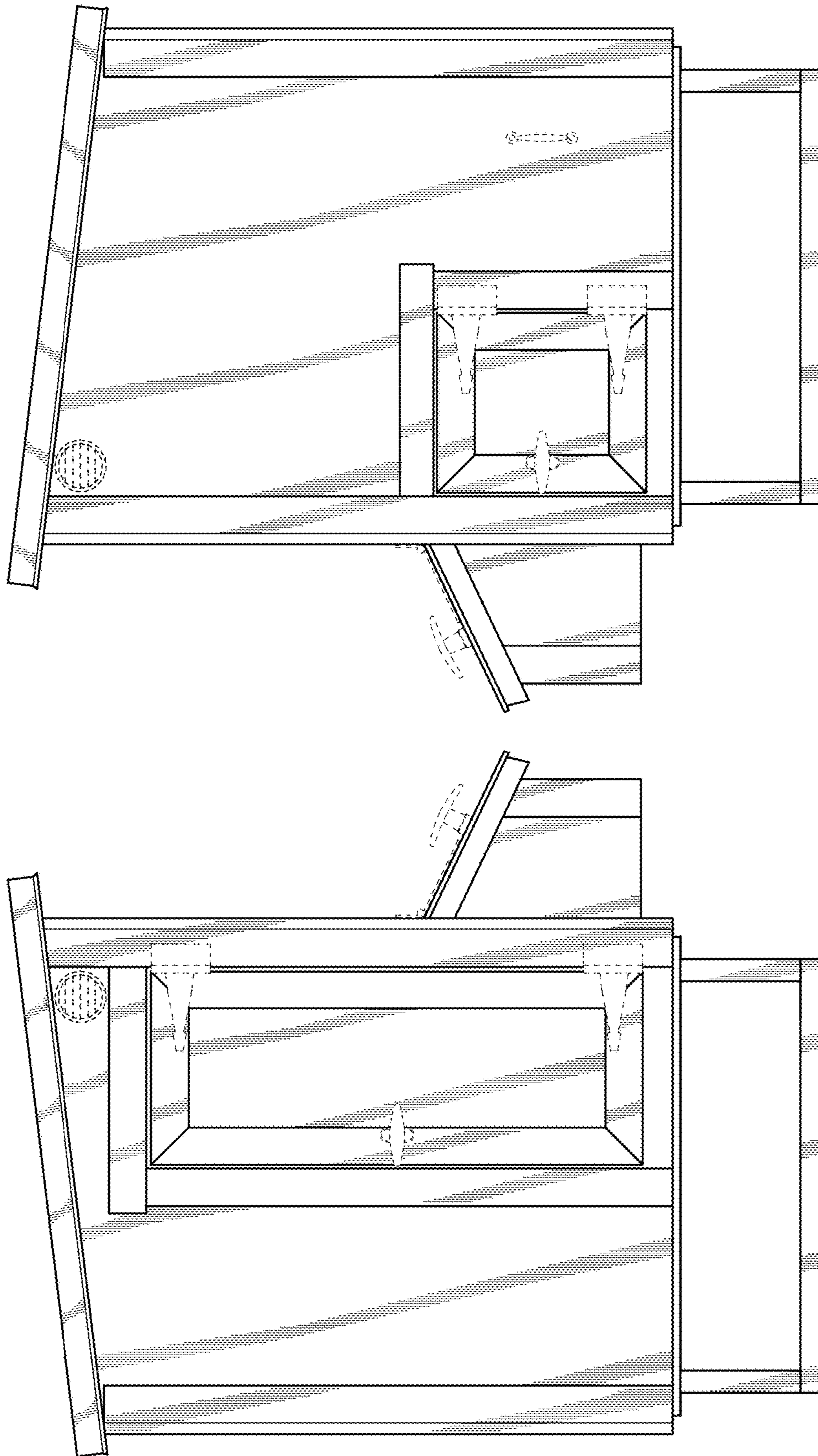


Fig. 7

Fig. 6