



US00D804683S

(12) **United States Design Patent** (10) **Patent No.:** **US D804,683 S**  
**Yusupov** (45) **Date of Patent:** **\*\* Dec. 5, 2017**

(54) **PARKING GARAGE SERVICE CENTER**  
(71) Applicant: **Mir-Adham Yusupov**, Haymarket, VA (US)  
(72) Inventor: **Mir-Adham Yusupov**, Haymarket, VA (US)  
(\*\*) Term: **15 Years**  
(21) Appl. No.: **29/562,417**  
(22) Filed: **Apr. 26, 2016**  
(51) **LOC (10) Cl.** ..... **25-03**  
(52) **U.S. Cl.**  
USPC ..... **D25/32**  
(58) **Field of Classification Search**  
USPC ..... D25/16, 33, 34, 36, 58, 59, 60, 239  
CPC ..... A47C 19/20; A47C 19/22; A47B 83/00;  
A47B 83/04; A47B 13/02; A47B 9/16;  
A47B 37/00; A47B 53/00; A47B 53/02;  
A47B 47/00; A47G 5/00; E04B 2/74;  
E04B 2/74  
See application file for complete search history.

D770,640 S \* 11/2016 O'Callaghan ..... D25/33  
D771,836 S \* 11/2016 Siegel ..... D25/33  
D787,704 S \* 5/2017 Walter ..... D25/16  
2016/0345739 A1\* 12/2016 McCullough ..... A47C 4/02

\* cited by examiner

*Primary Examiner* — Manpreet S Matharu  
*Assistant Examiner* — Suzanne E Tisdell  
(74) *Attorney, Agent, or Firm* — Mitchell Law PLLC;  
Matthew W. Mitchell

(57) **CLAIM**

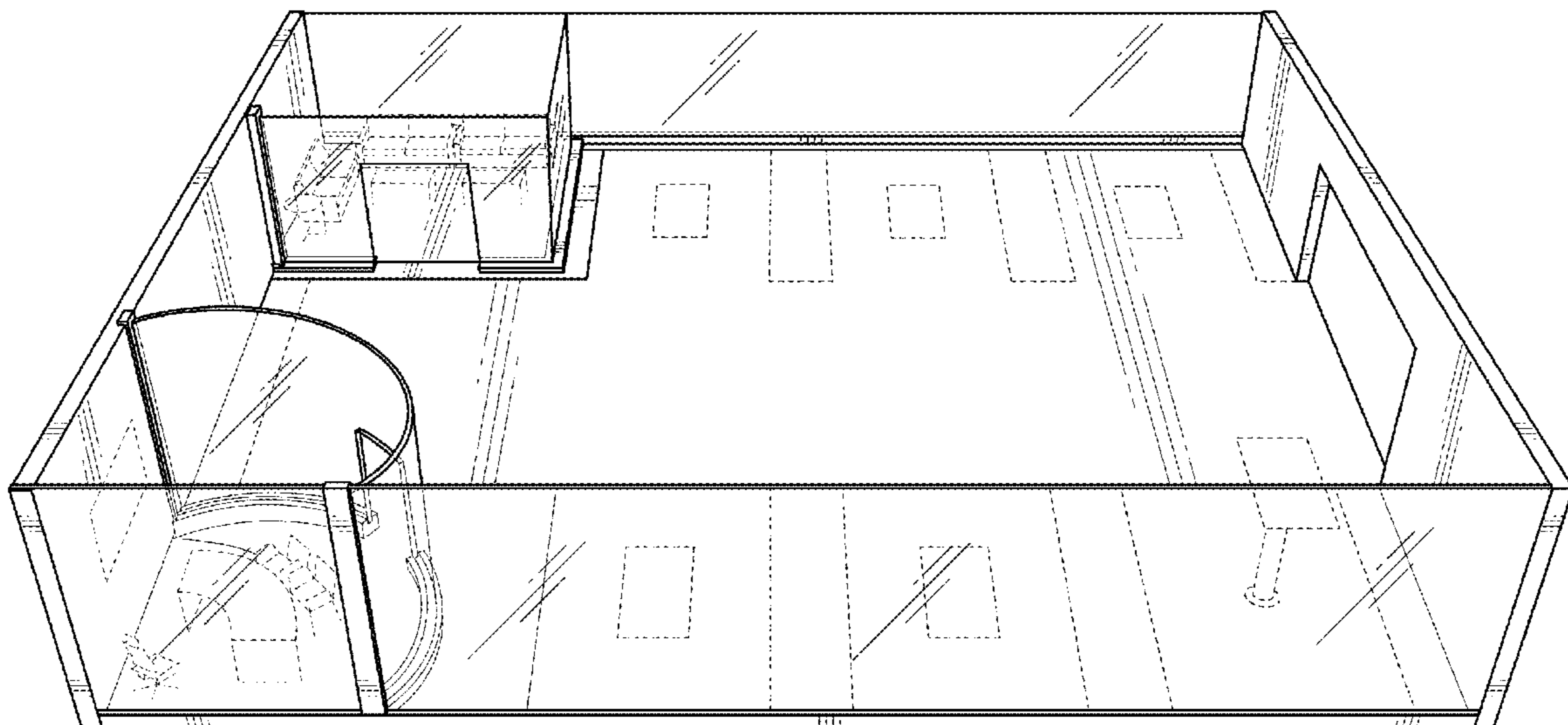
The ornamental design for a parking garage service center, as shown and described.

**DESCRIPTION**

FIG. 1 is a front perspective view of the parking garage service center showing my new design;  
FIG. 2 is a second perspective view of the invention of FIG. 1;  
FIG. 3 is a third perspective view of the invention of FIG. 1;  
FIG. 4 is a top plan view in elevation of the invention of FIG. 1;  
FIG. 5 is a rear side view of the invention of FIG. 1;  
FIG. 6 is a front side view of the invention of FIG. 1;  
FIG. 7 is a side view of the invention of FIG. 1, as seen from the left side of FIG. 5; and,  
FIG. 8 is a side view of the invention of FIG. 1, as seen from the left side of FIG. 6.  
The broken lines showing automobile elevators, parking spot designations, and various furniture articles are included for contextual purposes and form no part of the claimed design.

**1 Claim, 6 Drawing Sheets**

(56) **References Cited**  
U.S. PATENT DOCUMENTS  
D251,986 S \* 5/1979 Robbins ..... D25/33  
4,156,994 A \* 6/1979 Steuer ..... E04H 6/005  
312/202  
D260,819 S \* 9/1981 Baffo ..... D25/33  
D261,176 S \* 10/1981 Chernin ..... D25/11  
4,304,224 A \* 12/1981 Fortney ..... B01L 1/04  
128/201.29  
D344,345 S \* 2/1994 Goldberg ..... D25/33  
D349,349 S \* 8/1994 Goldberg ..... D25/34



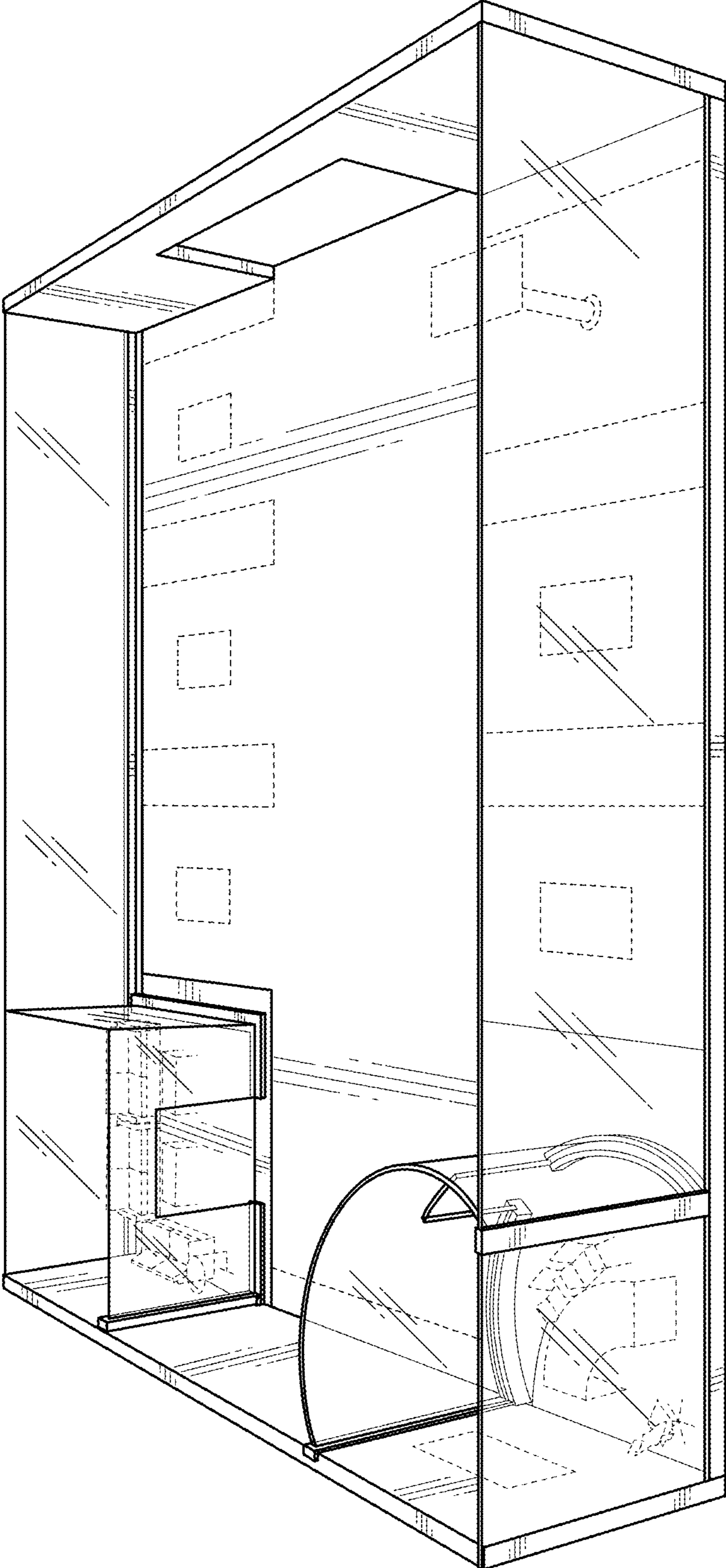


FIG. 1

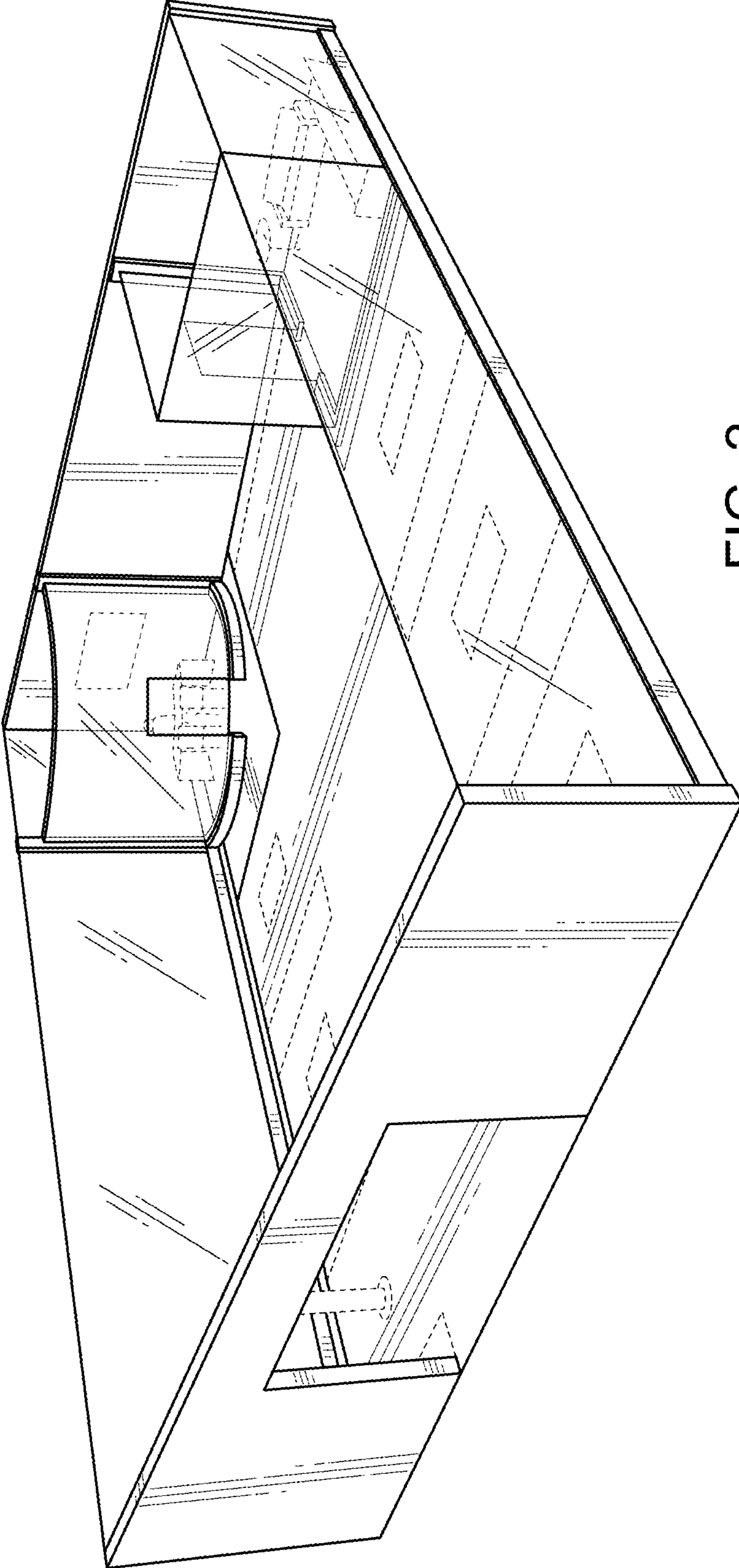


FIG. 2

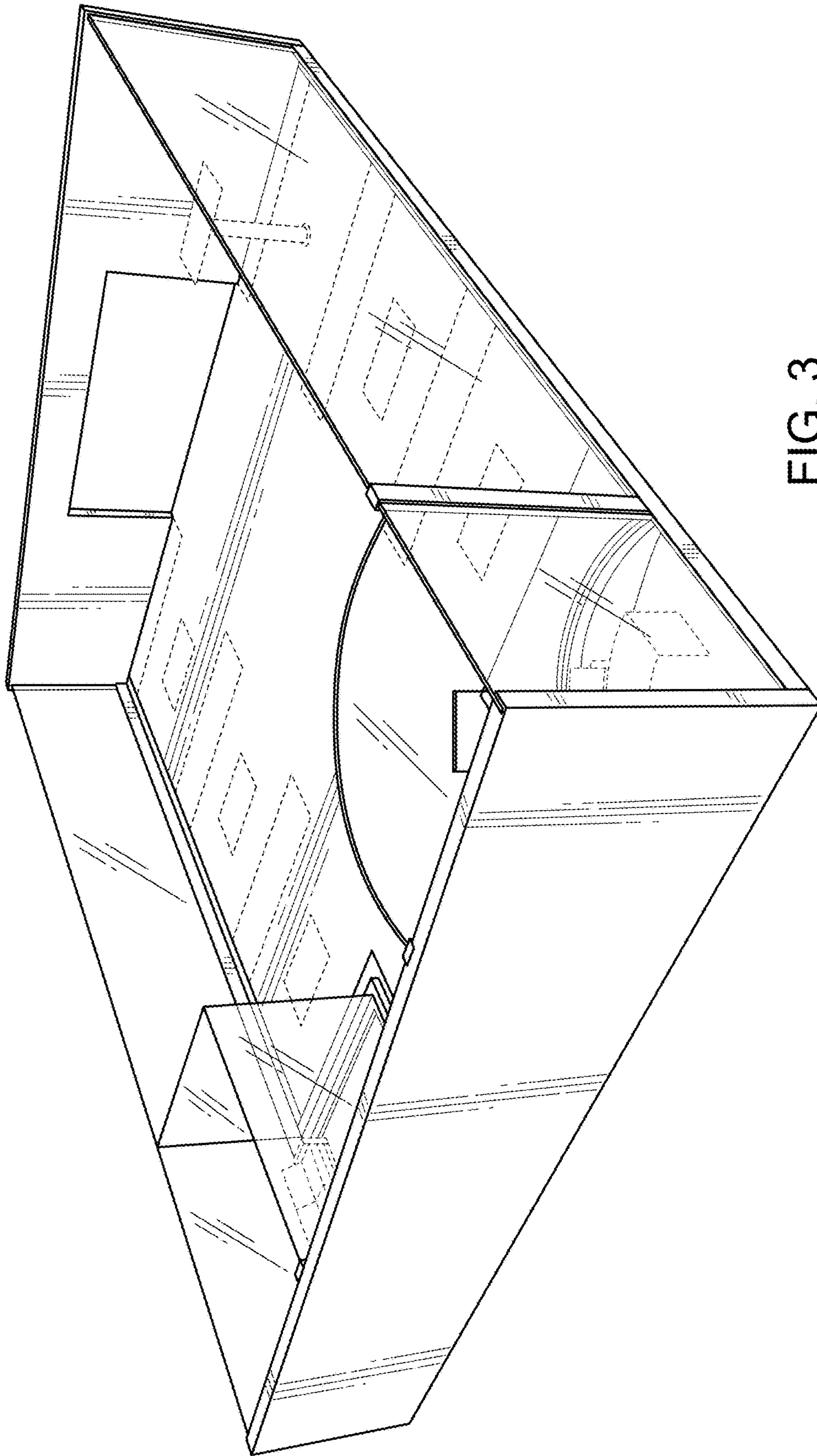


FIG. 3




FIG. 4

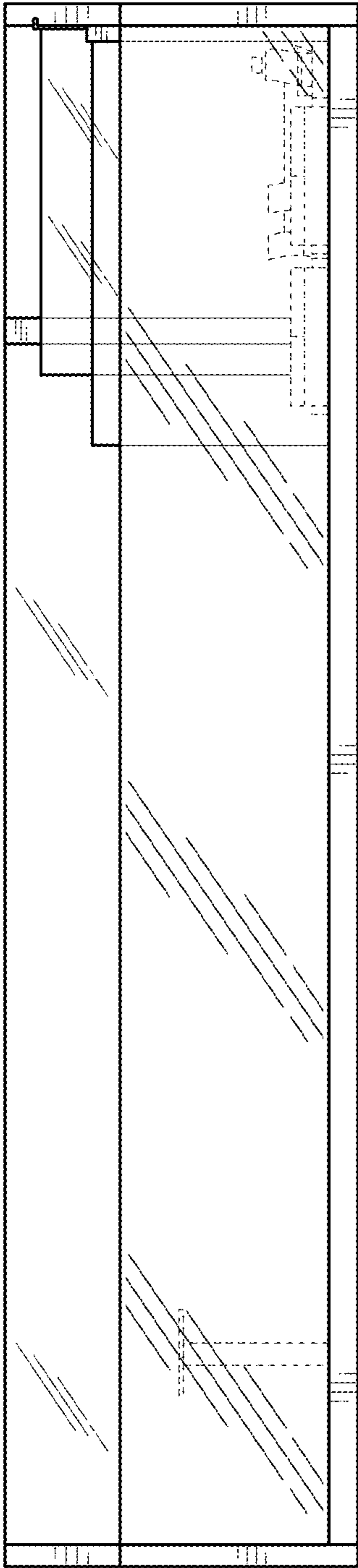


FIG. 5

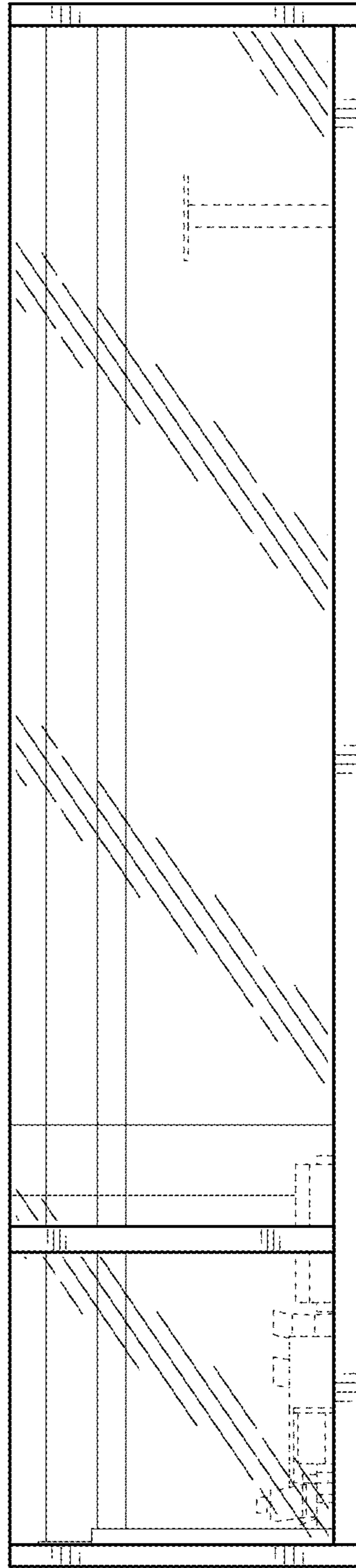


FIG. 6

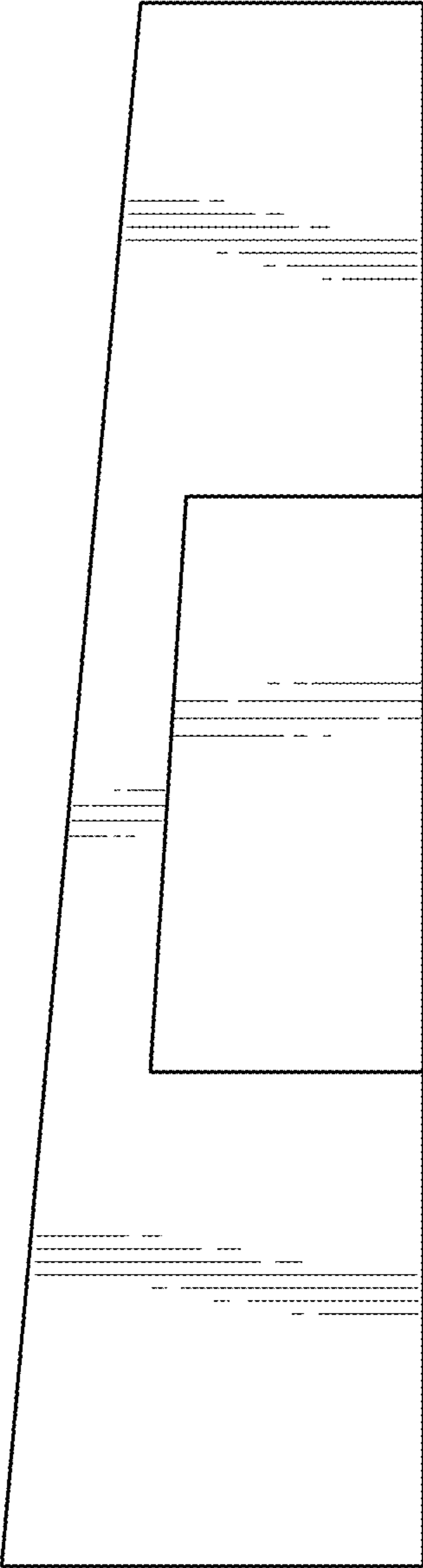


FIG. 7




FIG. 8