



US00D804679S

(12) **United States Design Patent** (10) **Patent No.:** **US D804,679 S**
Kase et al. (45) **Date of Patent:** **** Dec. 5, 2017**

(54) **SET OF ADHESIVE TAPES**

(71) Applicant: **Kinesio IP LLC**, Albuquerque, NM (US)

(72) Inventors: **Kenzo Kase**, Albuquerque, NM (US); **Yukari Takeda**, Tokyo (JP)

(73) Assignee: **Kinesio IP LLC**, Albuquerque, NM (US)

(**) Term: **15 Years**

(21) Appl. No.: **29/569,796**

(22) Filed: **Jun. 30, 2016**

(51) **LOC (10) Cl.** **24-01**

(52) **U.S. Cl.**
USPC **D24/189**

(58) **Field of Classification Search**
USPC D24/189-192
CPC A61F 13/023; A61F 13/0203; A61F 13/0226; A61F 13/00068; A61F 2013/00817; A61F 2013/00748; A61F 2013/00868; A61F 13/0259; A61F 2013/00174; A61F 13/0216; A61F 13/022; A61F 13/511; A61F 13/085; A61F 2013/530007; A61F 2013/530496; A61F 2013/0091; A61F 13/533; A61F
(Continued)

(56) **References Cited**

U.S. PATENT DOCUMENTS

2,646,040 A * 7/1953 Stanton A61F 13/0203
602/58
5,228,458 A * 7/1993 Ciacca A61F 5/028
128/845

(Continued)

OTHER PUBLICATIONS

Kinesio IP, LLC, KT1: Fundamental Concepts of the Kinesio Taping Method; KT2 Advanced Concepts and Corrective Tech-

niques of the Kinesio Taping Method; KT3 Advanced Concepts and Corrective Techniques for the Kinesio Taping Method, manual, copyright 2011, Slides 105-108.

Primary Examiner — George D Kirschbaum

Assistant Examiner — Jennifer Watkins

(74) *Attorney, Agent, or Firm* — Finnegan, Henderson, Farabow, Garrett & Dunner, LLP

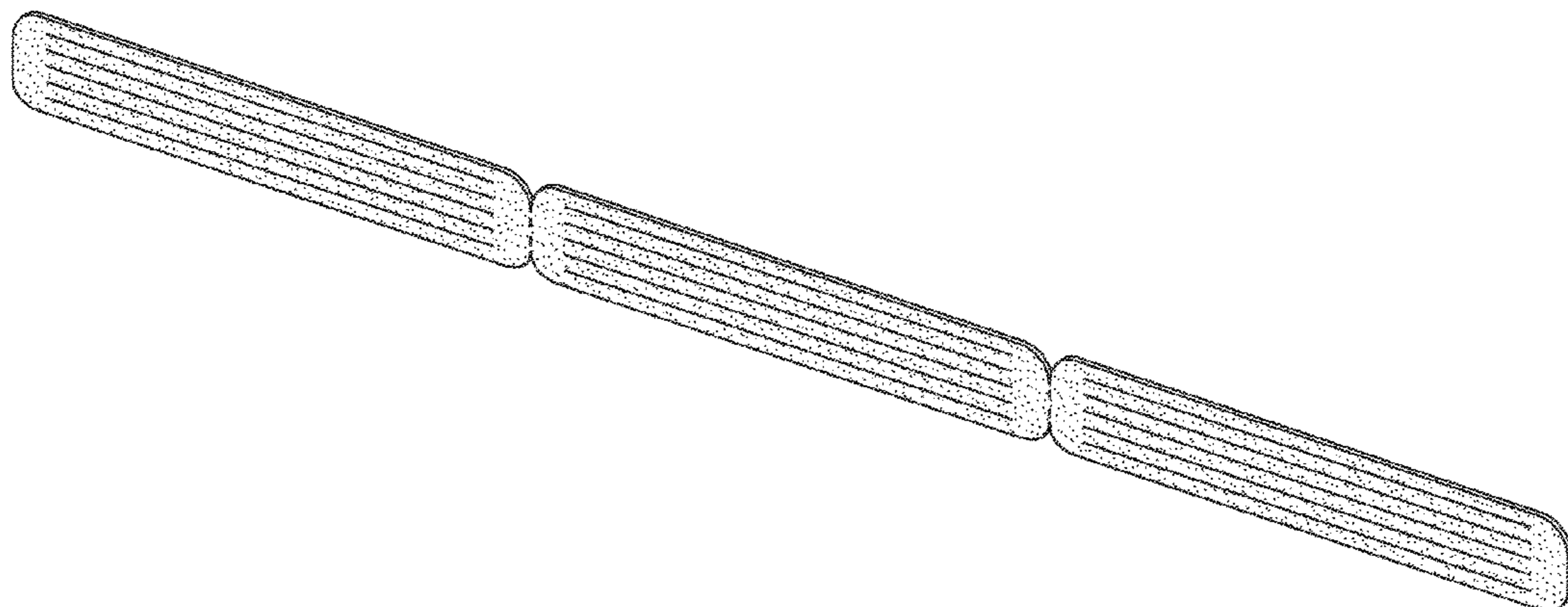
(57) **CLAIM**

The ornamental design for a set of adhesive tapes, as shown and described.

DESCRIPTION

FIG. 1 is a top, front, right perspective view of a set of adhesive tapes, showing our new design; FIG. 2 is a front elevation view thereof; FIG. 3 is a rear elevation view thereof; FIG. 4 is a top plan view thereof; FIG. 5 is a bottom plan view thereof; FIG. 6 is a left side elevation view thereof; FIG. 7 is a right side elevation view thereof; FIG. 8 is an enlarged view of a single adhesive tape as indicated in FIG. 2; and, FIG. 9 is a top, front, right perspective view of a set of adhesive tapes showing our new design in use conditions, the broken lines showing additional adhesive tapes that form no part of the claimed design. The broken lines between single adhesive tapes in the drawings represent perforations and form part of the claimed design. The broken lines shown in FIG. 9 of the additional adhesive tapes are included for the purpose of illustrating environmental structure only and form no part of the claimed design. The claimed design is directed to the collective appearance of the set of adhesive tapes shown in FIG. 1. A set of three adhesive tapes is shown in FIGS. 1-7 and an enlarged view of a single adhesive tape is shown in FIG. 8.

1 Claim, 7 Drawing Sheets



(58) **Field of Classification Search**
 CPC .. 2013/15422; A61F 2013/5304; A61L 15/58;
 A61L 15/26; A61L 15/60; A61L 15/425
 See application file for complete search history.

(56) **References Cited**

U.S. PATENT DOCUMENTS

6,018,092 A * 1/2000 Dunshee A61F 13/0203
 206/440
 D472,319 S 3/2003 Oltmann
 6,644,498 B1 11/2003 Lemberger et al.
 D555,723 S 11/2007 Farr et al.
 D612,506 S 3/2010 Arbesman et al.
 D616,553 S 5/2010 Arbesman et al.
 D616,998 S 6/2010 Arbesman et al.
 D625,825 S 10/2010 Arbesman et al.
 D625,826 S 10/2010 Arbesman et al.
 D625,827 S 10/2010 Arbesman et al.
 D633,213 S 2/2011 Cowles
 D649,255 S 11/2011 Kase
 D679,405 S 4/2013 Arbesman

D686,329 S 7/2013 Traboulsi et al.
 D691,276 S * 10/2013 Bushby D24/189
 D701,609 S 3/2014 Traboulsi et al.
 D702,361 S 4/2014 Weber
 D716,460 S 10/2014 Vanderheyden et al.
 D737,986 S 9/2015 Arbesman
 9,138,031 B2 * 9/2015 Wood A44B 18/0046
 D765,869 S 9/2016 Camper
 D777,934 S * 1/2017 Hahn D24/189
 2004/0010215 A1 * 1/2004 Gibbins A61K 9/70
 602/41
 2010/0298747 A1 * 11/2010 Quinn A61F 5/40
 602/1
 2011/0275969 A1 * 11/2011 Quinn A61F 5/40
 602/1
 2012/0209313 A1 * 8/2012 Ierulli A61F 5/08
 606/204.45
 2014/0308338 A1 * 10/2014 Nierle A61F 13/025
 424/448
 2016/0106595 A1 * 4/2016 Arbesman A61F 13/00059
 602/54

* cited by examiner

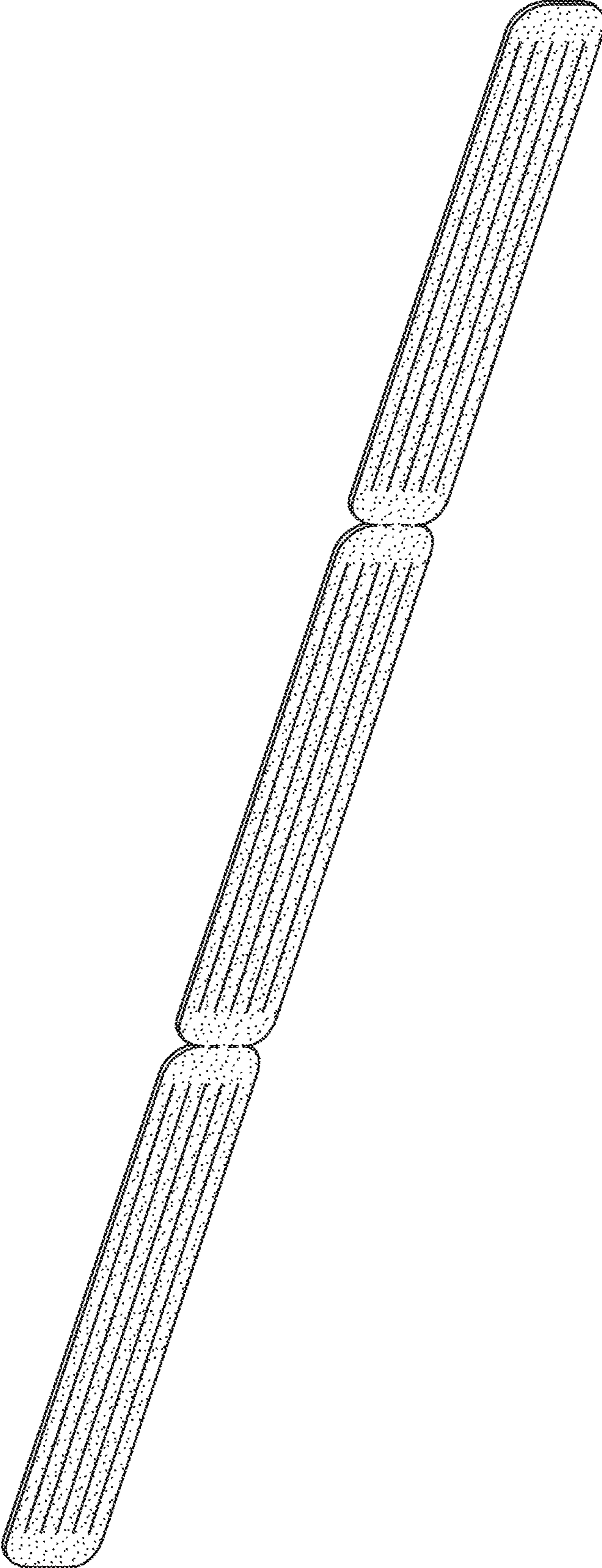


FIG. 1




FIG. 2



FIG. 3



FIG. 4



FIG. 5

|

FIG. 6

|

FIG. 7




FIG. 8

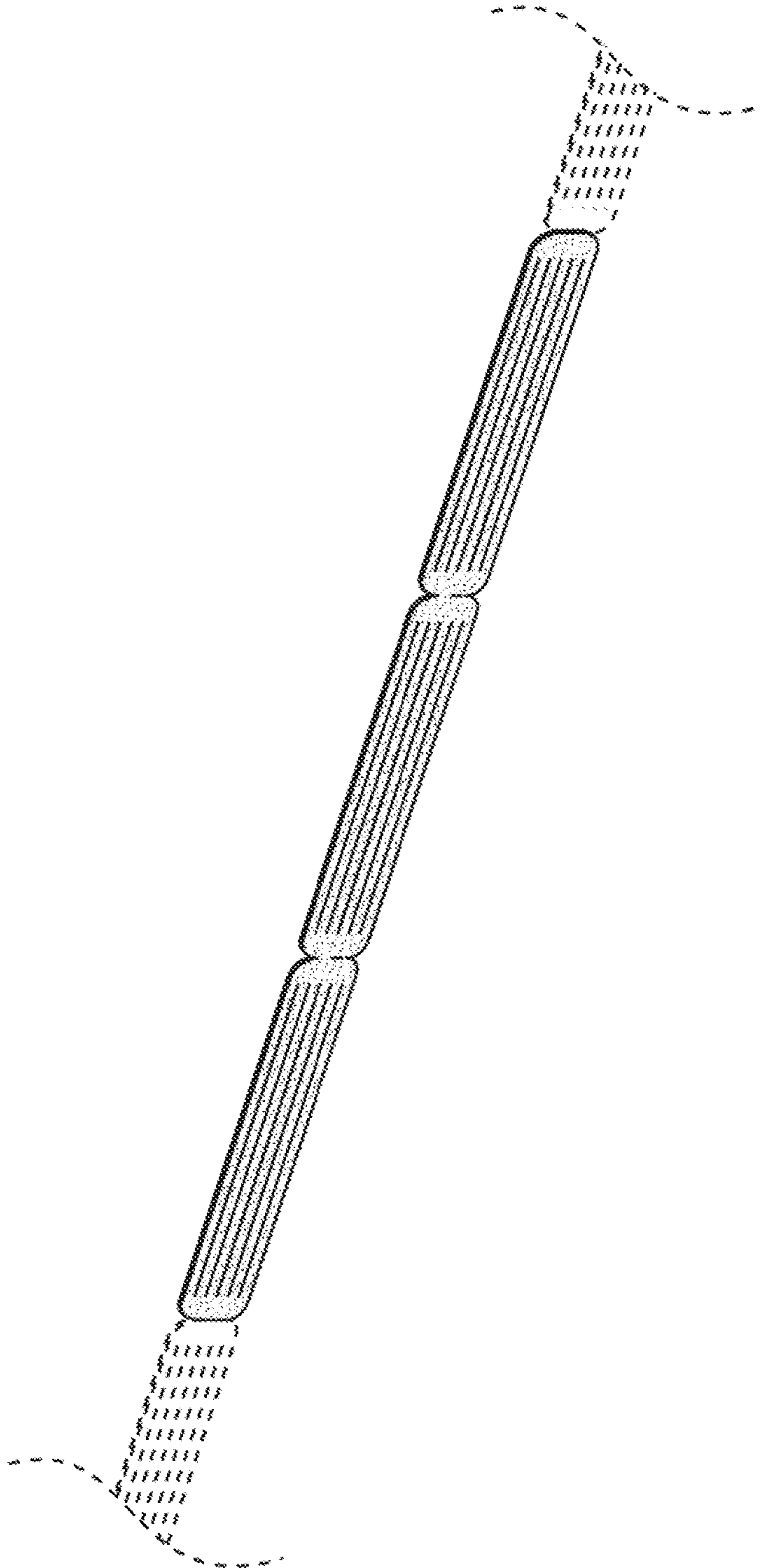


FIG. 9